

Appendix K.3  
**Technical Calculations**  
**(Revised Pages)**

**Project Title:** Inglewood Basketball and Entertainment Center EIR  
**Intersection:** 50 - Van Ness Ave & Century Blvd  
**Description:** Existing Conditions

Thru Lane: 1600 vph  
 Left Lane: 1600 vph  
 Double Lt Penalty: 10 %  
 ITS: 0 %  
 OLA Movements :  
 FF Movements:

N-S Split Phase : N  
 E-W Split Phase : N  
 Lost Time (% of cycle) : 10  
 V/C Round Off (decs.) : 3

**Date/Time:** AM PEAK HOUR

APPROACH	MVMT	LANES	VOLUME	CAPACITY	V/C	ICU ANALYSIS
Southbound	LT	0.03	18	54	0.326	0.221
	TH	0.97	519	1,546	0.336 *	0.366 *
	RT	1.00	42	1,600	0.026	N-S(1): 0.234 *
Westbound	TH	0.00	95	0	0.000	N-S(2): 0.206
	RT	1.00	804	4,800	0.168	V/C: 0.600
Northbound	LT	0.00	250	1,600	0.156	Lost Time: 0.100
	TH	0.00	110	0	0.000	ITS: 0.000
	RT	1.00	513	3,200	0.160	
Eastbound	TH	1.00	48	1,600	0.030 *	ICU: 0.700
	RT	0.00	4	0	0.000	
	LT	3.00	1,092	4,800	0.227 *	LOS: B

**Date/Time:** PM PEAK HOUR

APPROACH	MVMT	LANES	VOLUME	CAPACITY	V/C	ICU ANALYSIS
Southbound	RT	0.05	87	1,600	0.054	N-S(1): 0.250
	TH	0.00	0	0	0.000	N-S(2): 0.345 *
	LT	0.00	68	1,600	0.043	E-W(1): 0.312 *
Westbound	RT	0.00	54	0	0.000	E-W(2): 0.159
	TH	0.00	534	4,800	0.111	V/C: 0.657
Northbound	LT	0.00	96	1,600	0.060	Lost Time: 0.100
	TH	0.00	136	0	0.000	ITS: 0.000
	RT	2.00	525	3,200	0.207 *	
Eastbound	TH	1.00	40	1,600	0.025 *	
	RT	0.00	116	0	0.000	0.757
	LT	3.00	1,092	4,800	0.252 *	C

\* - Denotes critical movement

THIS PAGE REPLACES THE PRECEDING PAGE

**Project Title:** Inglewood Basketball and Entertainment Center EIR  
**Intersection:** 50 - Van Ness Ave & Century Blvd  
**Description:** Existing Conditions

Thru Lane: 1600 vph	N-S Split Phase : N
Left Lane: 1600 vph	E-W Split Phase : N
Double Lt Penalty: 10 %	Lost Time (% of cycle) : 10
ITS: 0 %	V/C Round Off (decs.) : 3
OLA Movements :	
FF Movements:	

**Date/Time:** AM PEAK HOUR

APPROACH	MVMT	LANES	VOLUME	CAPACITY	V/C	ICU ANALYSIS
Southbound	RT	0.03	18	54	0.326	N-S(1): 0.347
	TH	0.97	519	1,546	0.336 *	N-S(2): 0.366 *
	LT	1.00	42	1,600	0.026	E-W(1): 0.234 *
Westbound	RT	0.00	95	0	0.000	E-W(2): 0.206
	TH	3.00	804	4,800	0.187	V/C: 0.600
	LT	1.00	250	1,600	0.156 *	Lost Time: 0.100
Northbound	RT	1.00	110	1,600	0.000	ITS: 0.000
	TH	1.00	513	1,600	0.321	
	LT	1.00	48	1,600	0.030 *	
Eastbound	RT	0.00	81	0	0.000	ICU: 0.700
	TH	3.00	294	4,800	0.078 *	
	LT	1.00	30	1,600	0.019	LOS: B

**Date/Time:** PM PEAK HOUR

APPROACH	MVMT	LANES	VOLUME	CAPACITY	V/C	ICU ANALYSIS
Southbound	RT	0.05	25	78	0.302	N-S(1): 0.371 *
	TH	0.95	487	1,522	0.320	N-S(2): 0.345
	LT	1.00	68	1,600	0.043 *	E-W(1): 0.312 *
Westbound	RT	0.00	54	0	0.000	E-W(2): 0.159
	TH	3.00	534	4,800	0.123	V/C: 0.683
	LT	1.00	96	1,600	0.060 *	Lost Time: 0.100
Northbound	RT	1.00	136	1,600	0.055	ITS: 0.000
	TH	1.00	525	1,600	0.328 *	
	LT	1.00	40	1,600	0.025	
Eastbound	RT	0.00	116	0	0.000	ICU: 0.783
	TH	3.00	1,092	4,800	0.252 *	
	LT	1.00	57	1,600	0.036	LOS: C

\* - Denotes critical movement



## Level of Service Worksheet (Circular 212 Method)




**I/S #:**  
50

**PROJECT TITLE:** Inglewood Basketball and Entertainment Center EIR  
**North-South Street:** Van Ness Ave      **East-West Street:** Century Blvd  
**Scenario:** Existing Conditions  
**Count Date:**      **Analyst:** <Fehr & Peers>      **Date:**

		AM			PM		
		Volume	No. of Lanes	Lane Volume	Volume	No. of Lanes	Lane Volume
No. of Phases					2		
Opposed Ø'ing: N/S-1, EW-2 or Both-3?					0		
Right Turns: FREE-1, NRTOR-2 or OLA-3?		<i>NB--</i> 0	<i>SB--</i> 0		<i>NB--</i> 0	<i>SB--</i> 0	
ATSAC-1 or ATSAC+ATCS-2?		<i>EB--</i> 0	<i>WB--</i> 0		<i>EB--</i> 0	<i>WB--</i> 0	
Override Capacity					0		
MOVEMENT		Volume	No. of Lanes	Lane Volume	Volume	No. of Lanes	Lane Volume
<b>NORTHBOUND</b>	Left	48	1	48	40	1	40
	Left-Through		0			0	
	Through	513	1	312	513	1	331
	Right	110	0	110		0	136
<b>SOUTHBOUND</b>	Left-Through		0			0	
	Through	519	0		487	0	512
	Through-Right		1			1	
	Right				25	0	0
	Left-Through-Right					0	
<b>EASTBOUND</b>	Left-Right		0			0	
	Left			30	57	1	57
	Left-Through					0	
	Through			125	1092	2	403
	Through-Right					1	
	Right			31	116	0	116
<b>WESTBOUND</b>	Left-Through-Right		0			0	
	Left-Right		0			0	
	Left	250	1		96	1	96
	Left-Through		0			0	
	Through	804	2	300		2	196
	Through-Right		1			1	
	Right	95	0	95		0	54
	Left-Through-Right		0			0	
<b>CRITICAL VOLUMES</b>				<i>North-South:</i> 585			<i>North-South:</i> 552
				<i>East-West:</i> 375			<i>East-West:</i> 499
				<b>SUM:</b> 960			<b>SUM:</b> 1051
VOLUME/CAPACITY (V/C) RATIO:				0.640			0.701
V/C LESS ATSAC/ATCS ADJUSTMENT:				0.640			0.701
LEVEL OF SERVICE (LOS):				<b>B</b>			<b>C</b>



**Level of Service Worksheet  
(Circular 212 Method)**



**I/S #:**  
50

**PROJECT TITLE:** Inglewood Basketball and Entertainment Center EIR  
**North-South Street:** Van Ness Ave      **East-West Street:** Century Blvd  
**Scenario:** Existing Conditions  
**Count Date:**      **Analyst:** <Fehr & Peers>      **Date:**

MOVEMENT		AM			PM		
		Volume	No. of Lanes	Lane Volume	Volume	No. of Lanes	Lane Volume
No. of Phases		2			2		
Opposed Ø'ing: N/S-1, EW-2 or Both-3?		0			0		
Right Turns: FREE-1, NRTOR-2 or OLA-3?		NB-- 0	SB-- 0	0	NB-- 0	SB-- 0	0
ATSAC-1 or ATSAC+ATCS-2?		EB-- 0	WB-- 0	0	EB-- 0	WB-- 0	0
Override Capacity		0			0		
MOVEMENT		Volume	No. of Lanes	Lane Volume	Volume	No. of Lanes	Lane Volume
NORTHBOUND	Left	48	1	48	40	1	40
	Left-Through		0			0	
	Through	513	1	513	525	1	525
	Through-Right		0			0	
	Right	110	1	0	136	1	88
	Left-Through-Right		0			0	
	Left-Right		0			0	
SOUTHBOUND	Left	42	1	42	68	1	68
	Left-Through		0			0	
	Through	519	0	537	487	0	512
	Through-Right		1			1	
	Right	18	0	0	25	0	0
	Left-Through-Right		0			0	
	Left-Right		0			0	
EASTBOUND	Left	30	1	30	57	1	57
	Left-Through		0			0	
	Through	294	2	125	1092	2	403
	Through-Right		1			1	
	Right	81	0	81	116	0	116
	Left-Through-Right		0			0	
	Left-Right		0			0	
WESTBOUND	Left	250	1	250	96	1	96
	Left-Through		0			0	
	Through	804	2	300	534	2	196
	Through-Right		1			1	
	Right	95	0	95	54	0	54
	Left-Through-Right		0			0	
	Left-Right		0			0	
<b>CRITICAL VOLUMES</b>		<i>North-South:</i> 585			<i>North-South:</i> 593		
		<i>East-West:</i> 375			<i>East-West:</i> 499		
		<i>SUM:</i> 960			<i>SUM:</i> 1092		
<b>VOLUME/CAPACITY (V/C) RATIO:</b>		0.640			0.728		
<b>V/C LESS ATSAC/ATCS ADJUSTMENT:</b>		0.640			0.728		
<b>LEVEL OF SERVICE (LOS):</b>		<b>B</b>			<b>C</b>		

**Project Title:** Inglewood Basketball & Entertainment Center EIR  
**Intersection:** 50 - Van Ness Ave & Century Blvd  
**Description:** Existing Conditions - Weekday Event

Thru Lane: 1600 vph  
 Left Lane: 1600 vph  
 Double Lt Penalty: 10 %  
 ITS: 0 %  
 OLA Movements :  
 FF Movements:

N-S Split Phase : N  
 E-W Split Phase : N  
 Lost Time (% of cycle) : 10  
 V/C Round Off (decs.) : 3

**Date/Time:** Weekday Pre

APPROACH	MVMT	LANES	VOLUME	CAPACITY	V/C	ICU ANALYSIS
Southbound	RT	0.07	35	110	0.301	N-S(1): 0.211 N-S(2): 0.336 * E-W(1): 0.272 * E-W(2): 0.159 V/C: 0.608 Lost Time: 0.100 ITS: 0.000
	TH	0.93	472	1,490	0.317 *	
	LT	1.00	51	1,600	0.032	
Westbound	RT	0.00	61	0	0.000	V/C: 0.608 Lost Time: 0.100 ITS: 0.000
	TH	3.00	549	4,800	0.127 *	
Northbound	RT	0.00	105	1,600	0.063	ICU: 0.708 LOS: C
	TH	0.00	123	0	0.000	
	LT	0.00	451	3,200	0.141	
Eastbound	RT	0.00	82	0	0.051	ICU: 0.708 LOS: C
	TH	3.00	308	4,800	0.206 *	
	LT	1.00	30	1,600	0.032	

**Date/Time:** Weekday Post

APPROACH	MVMT	LANES	VOLUME	CAPACITY	V/C	ICU ANALYSIS
Southbound	RT	0.08	32	110	0.114	N-S(1): 0.129 N-S(2): 0.141 * E-W(1): 0.143 * E-W(2): 0.092 V/C: 0.284 Lost Time: 0.100 ITS: 0.000
	TH	0.92	472	1,490	0.125 *	
	LT	1.00	41	1,600	0.026	
Westbound	RT	0.00	32	0	0.000	V/C: 0.284 Lost Time: 0.100 ITS: 0.000
	TH	3.00	305	4,800	0.107 *	
	LT	1.00	57	1,600	0.036	
Northbound	RT	0.00	76	0	0.000	ICU: 0.384 LOS: A
	TH	0.00	254	3,200	0.111	
	LT	1.00	26	1,600	0.016	
Eastbound	RT	0.00	35	0	0.000	ICU: 0.384 LOS: A
	TH	3.00	477	4,800	0.107 *	
	LT	1.00	35	1,600	0.022	

\* - Denotes critical movement

**Project Title:** Inglewood Basketball & Entertainment Center EIR  
**Intersection:** 50 - Van Ness Ave & Century Blvd  
**Description:** Existing Conditions - Weekday Event

Thru Lane:	1600 vph	N-S Split Phase :	N
Left Lane:	1600 vph	E-W Split Phase :	N
Double Lt Penalty:	10 %	Lost Time (% of cycle) :	10
ITS:	0 %	V/C Round Off (decs.) :	3
OLA Movements :			
FF Movements:			

**Date/Time:** Weekday Pre

APPROACH	MVMT	LANES	VOLUME	CAPACITY	V/C	ICU ANALYSIS
Southbound	RT	0.07	35	110	0.301	N-S(1): 0.314
	TH	0.93	472	1,490	0.317 *	N-S(2): 0.336 *
	LT	1.00	51	1,600	0.032	E-W(1): 0.272 *
Westbound	RT	0.00	61	0	0.000	E-W(2): 0.159
	TH	3.00	549	4,800	0.127	V/C: 0.608
	LT	1.00	105	1,600	0.066 *	Lost Time: 0.100
Northbound	RT	1.00	123	1,600	0.044	ITS: 0.000
	TH	1.00	451	1,600	0.282	
	LT	1.00	30	1,600	0.019 *	
Eastbound	RT	0.00	82	0	0.000	ICU: 0.708
	TH	3.00	908	4,800	0.206 *	
	LT	1.00	51	1,600	0.032	LOS: C

**Date/Time:** Weekday Post

APPROACH	MVMT	LANES	VOLUME	CAPACITY	V/C	ICU ANALYSIS
Southbound	RT	0.08	16	128	0.114	N-S(1): 0.185 *
	TH	0.92	184	1,472	0.125	N-S(2): 0.141
	LT	1.00	41	1,600	0.026 *	E-W(1): 0.143 *
Westbound	RT	0.00	32	0	0.000	E-W(2): 0.092
	TH	3.00	305	4,800	0.070	V/C: 0.328
	LT	1.00	57	1,600	0.036 *	Lost Time: 0.100
Northbound	RT	1.00	76	1,600	0.030	ITS: 0.000
	TH	1.00	254	1,600	0.159 *	
	LT	1.00	26	1,600	0.016	
Eastbound	RT	0.00	35	0	0.000	ICU: 0.428
	TH	3.00	477	4,800	0.107 *	
	LT	1.00	35	1,600	0.022	LOS: A

\* - Denotes critical movement

**Project Title:** Inglewood Basketball & Entertainment Center EIR  
**Intersection:** 50 - Van Ness Ave & Century Blvd  
**Description:** Existing Conditions - Weekend Event

Thru Lane: 1600 vph  
 Left Lane: 1600 vph  
 Double Lt Penalty: 10 %  
 ITS: 0 %  
 OLA Movements :  
 FF Movements:

N-S Split Phase : N  
 E-W Split Phase : N  
 Lost Time (% of cycle) : 10  
 V/C Round Off (decs.) : 3

**Date/Time:** Weekend Pre

APPROACH	MVMT	LANES	VOLUME	CAPACITY	V/C	ICU ANALYSIS
Southbound	RT	0.12	45	186	0.223	Mov (1): 0.183
	TH	0.88	343	1,414	0.243 *	0.269 *
	LT	1.00	46	1,600	0.029	0.239 *
Westbound	TH	0.00	63	0	0.000	Mov (2): 0.176
	TH	3.00	595	4,800	0.137	V/C: 0.508
	LT	1.00	88	1,600	0.055	Lost Time: 0.100
Northbound	TH		95	0		ITS: 0.000
	TH		397	3,200		
	LT		41	1,600		
Eastbound	RT		63			ICU: 0.608
	TH	3.00	322		0.184 *	
	LT	1.00			0.039	LOS: B

\* - Denotes critical movement



**Project Title:** Inglewood Basketball & Entertainment Center EIR  
**Intersection:** 50 - Van Ness Ave & Century Blvd  
**Description:** Existing Conditions - Weekend Event

Thru Lane: 1600 vph	N-S Split Phase : N
Left Lane: 1600 vph	E-W Split Phase : N
Double Lt Penalty: 10 %	Lost Time (% of cycle) : 10
ITS: 0 %	V/C Round Off (decs.) : 3
OLA Movements :	
FF Movements:	

**Date/Time:** Weekend Pre

APPROACH	MVMT	LANES	VOLUME	CAPACITY	V/C	ICU ANALYSIS
Southbound	RT	0.12	45	186	0.223	N-S(1): 0.277 *
	TH	0.88	343	1,414	0.243	N-S(2): 0.269
	LT	1.00	46	1,600	0.029 *	E-W(1): 0.239 *
Westbound	RT	0.00	63	0	0.000	E-W(2): 0.176
	TH	3.00	595	4,800	0.137	V/C: 0.516
	LT	1.00	88	1,600	0.055 *	Lost Time: 0.100
Northbound	RT	1.00	95	1,600	0.032	ITS: 0.000
	TH	1.00	397	1,600	0.248 *	
	LT	1.00	41	1,600	0.026	
Eastbound	RT	0.00	63	0	0.000	ICU: 0.616
	TH	3.00	822	4,800	0.184 *	
	LT	1.00	63	1,600	0.039	LOS: B

**Date/Time:** N/A

APPROACH	MVMT	LANES	VOLUME	CAPACITY	V/C	ICU ANALYSIS
Southbound	RT		0			
	TH		0			
	LT		0	1,600	0.000 #	E-W(1): 0.000 *
Westbound	RT	0.00	0	1,600	0.000	E-W(2): 0.000 *
	TH	3.00	0	4,800	0.000 *	
	LT	1.00	0	1,600	0.000 *	
Northbound	RT	1.00	0	1,600	0.000 #	Lost Time: 0.100
	TH	1.00	0	1,600	0.000 #	ITS: 0.000
	LT	1.00	0	1,600	0.000 #	
Eastbound	RT	0.00	0	1,600	0.000	
	TH	3.00	0	4,800	0.000 *	
	LT	1.00	0	1,600	0.000 *	

\* - Denotes critical movement



## Level of Service Worksheet (Circular 212 Method)




**I/S #:**  
50

**PROJECT TITLE:** Inglewood Basketball & Entertainment Center EIR  
**North-South Street:** Van Ness Ave      **East-West Street:** Century Blvd  
**Scenario:** Existing Conditions - Event Weekday  
**Count Date:**      **Analyst:** <Fehr & Peers>      **Date:**

		PreGame			PostGame			
		Volume	No. of Lanes	Lane Volume	Volume	No. of Lanes	Lane Volume	
No. of Phases					2			
Opposed Ø'ing: N/S-1, E/W-2 or Both-3?					0			
Right Turns: FREE-1, NRTOR-2 or OLA-3?		NB-- 0	SB-- 0		NB-- 0	SB-- 0		
ATSAC-1 or ATSAC+ATCS-2?		EB-- 0	WB-- 0		EB-- 0	WB-- 0		
Override Capacity					0			
MOVEMENT		Volume	No. of Lanes	Lane Volume	Volume	No. of Lanes	Lane Volume	
NORTHBOUND	Left	30	1	30	26	1	26	
	Left-Through		0			0		
	Through	451	1	287	270	1	165	
	Through-Right		1			1		
	Right	123	0	123	0	0	76	
	Left-Through-Right		0			0		
	Left-Right		0			0		
SOUTHBOUND	Left	51	1		41	1	41	
	Left-Through		0			0		
	Through	472	0		184	0	200	
	Through-Right		1			1		
	Right		0	0	16	0	0	
	Left-Through-Right		0			0		
	Left-Right		0			0		
EASTBOUND	Left			51	35	1	35	
	Left-Through					0		
	Through			330	477	2	171	
	Through-Right					1		
	Right	32	0	32	35	0	35	
	Left-Through-Right		0			0		
	Left-Right		0			0		
WESTBOUND	Left	105	1		57	1	57	
	Left-Through		0			0		
	Through	549	2	203		2	112	
	Through-Right		1			1		
	Right	61	0	61		0	32	
	Left-Through-Right		0			0		
	Left-Right		0			0		
<b>CRITICAL VOLUMES</b>		North-South:			537	East-West:		226
		East-West:			435	North-South:		228
		SUM:			972	SUM:		454
<b>VOLUME/CAPACITY (V/C) RATIO:</b>					0.648			0.303
<b>V/C LESS ATSAC/ATCS ADJUSTMENT:</b>					0.648			0.303
<b>LEVEL OF SERVICE (LOS):</b>					<b>B</b>			<b>A</b>



**Level of Service Worksheet  
(Circular 212 Method)**



**I/S #:**  
50

**PROJECT TITLE:** Inglewood Basketball & Entertainment Center EIR  
**North-South Street:** Van Ness Ave      **East-West Street:** Century Blvd  
**Scenario:** Existing Conditions - Event Weekday  
**Count Date:**      **Analyst:** <Fehr & Peers>      **Date:**

		PreGame			PostGame		
		No. of Phases					
		No. of Phases	2		2		
		Opposed Ø'ing: N/S-1, E/W-2 or Both-3?	0		0		
		Right Turns: FREE-1, NRTOR-2 or OLA-3?	NB-- 0	SB-- 0	NB-- 0	SB-- 0	
		ATSAC-1 or ATSAC+ATCS-2?	EB-- 0	WB-- 0	EB-- 0	WB-- 0	
		Override Capacity	0		0		
MOVEMENT		Volume	No. of Lanes	Lane Volume	Volume	No. of Lanes	Lane Volume
NORTHBOUND	Left	30	1	30	26	1	26
	Left-Through		0			0	
	Through	451	1	451	254	1	254
	Through-Right		0			0	
	Right	123	1	71	76	1	48
	Left-Through-Right		0			0	
	Left-Right		0			0	
SOUTHBOUND	Left	51	1	51	41	1	41
	Left-Through		0			0	
	Through	472	0	507	184	0	200
	Through-Right		1			1	
	Right	35	0	0	16	0	0
	Left-Through-Right		0			0	
	Left-Right		0			0	
EASTBOUND	Left	51	1	51	35	1	35
	Left-Through		0			0	
	Through	908	2	330	477	2	171
	Through-Right		1			1	
	Right	82	0	82	35	0	35
	Left-Through-Right		0			0	
	Left-Right		0			0	
WESTBOUND	Left	105	1	105	57	1	57
	Left-Through		0			0	
	Through	549	2	203	305	2	112
	Through-Right		1			1	
	Right	61	0	61	32	0	32
	Left-Through-Right		0			0	
	Left-Right		0			0	
<b>CRITICAL VOLUMES</b>			<i>North-South:</i>	537	<i>North-South:</i>		295
			<i>East-West:</i>	435	<i>East-West:</i>		228
			<i>SUM:</i>	972	<i>SUM:</i>		523
<b>VOLUME/CAPACITY (V/C) RATIO:</b>				0.648			0.349
<b>V/C LESS ATSAC/ATCS ADJUSTMENT:</b>				0.648			0.349
<b>LEVEL OF SERVICE (LOS):</b>				<b>B</b>			<b>A</b>

Version: 1i Beta; 8/4/2011



## Level of Service Worksheet (Circular 212 Method)




**I/S #:** 50      **PROJECT TITLE:** Inglewood Basketball & Entertainment Center EIR  
**North-South Street:** Van Ness Ave      **East-West Street:** Century Blvd  
**Scenario:** Existing Conditions - Event Weekend  
**Count Date:**      **Analyst:** <Fehr & Peers>      **Date:**

		PreGame			N/A	
		Volume	No. of Lanes	Lane Volume	Volume	Lane Volume
No. of Phases Opposed Phasing: N/S-1, E/W-2 or Both-3?				2		
Right Turns: FREE-1, NRTOR-2 or OLA-3?		NB-- 0	SB-- 0		NB-- 0	SB-- 0
ATSAC-1 or ATSAC+ATCS-2?		EB-- 0	WB-- 0		EB-- 0	WB-- 0
Override Capacity				0		
MOVEMENT		Volume	No. of Lanes	Lane Volume	Volume	Lane Volume
NORTHBOUND	↖	41	1	41		0
	↗		0			
	→	397	1	246		0
	↘	95	1	95		0
	↙		0			
SOUTHBOUND	↖	46	1			0
	↗		0			
	→	343	1			0
	↘		0	0		0
	↙		0			
EASTBOUND	↖			63		0
	↗					
	→			295		0
	↘	63		63		0
	↙		0			
WESTBOUND	↖	88	1			0
	↗		0			
	→	595	2	219		0
	↘	63	1	63		0
	↙		0			
<b>CRITICAL VOLUMES</b>				North-South: 429	East-West: 383	SUM: 812
<b>VOLUME/CAPACITY (V/C) RATIO:</b>				0.541	0.000	0.000
<b>V/C LESS ATSAC/ATCS ADJUSTMENT:</b>				0.541	0.000	0.000
<b>LEVEL OF SERVICE (LOS):</b>				<b>A</b>	<b>A</b>	<b>A</b>



**Level of Service Worksheet  
(Circular 212 Method)**



**I/S #:**  
50

**PROJECT TITLE:** Inglewood Basketball & Entertainment Center EIR  
**North-South Street:** Van Ness Ave **East-West Street:** Century Blvd  
**Scenario:** Existing Conditions - Event Weekend  
**Count Date:** **Analyst:** <Fehr & Peers> **Date:**

MOVEMENT		PreGame			N/A		
		Volume	No. of Lanes	Lane Volume	Volume	No. of Lanes	Lane Volume
No. of Phases Opposed Ø'ing: N/S-1, E/W-2 or Both-3? Right Turns: FREE-1, NRTOR-2 or OLA-3? ATSAC-1 or ATSAC+ATCS-2? Override Capacity		2 0 NB-- 0 SB-- 0 EB-- 0 WB-- 0 0 0			0 NB-- SB-- EB-- WB-- 0 0		
NORTHBOUND	Left	41	1	41			0
	Left-Through		0				
	Through	397	1	397			0
	Through-Right		0				
	Right	95	1	51			0
	Left-Through-Right		0				
	Left-Right		0				
SOUTHBOUND	Left	46	1	46			0
	Left-Through		0				
	Through	343	0	388			0
	Through-Right		1				
	Right	45	0	0			0
	Left-Through-Right		0				
	Left-Right		0				
EASTBOUND	Left	63	1	63			0
	Left-Through		0				
	Through	822	2	295			0
	Through-Right		1				
	Right	63	0	63			0
	Left-Through-Right		0				
	Left-Right		0				
WESTBOUND	Left	88	1	88			0
	Left-Through		0				
	Through	595	2	219			0
	Through-Right		1				
	Right	63	0	63			0
	Left-Through-Right		0				
	Left-Right		0				
<b>CRITICAL VOLUMES</b>		North-South: 443 East-West: 383 SUM: 826			North-South: 0 East-West: 0 SUM: 0		
<b>VOLUME/CAPACITY (V/C) RATIO:</b>		0.551			0.000		
<b>V/C LESS ATSAC/ATCS ADJUSTMENT:</b>		0.551			0.000		
<b>LEVEL OF SERVICE (LOS):</b>		<b>A</b>			<b>A</b>		

Version: 1i Beta; 8/4/2011

**Project Title:** Inglewood Basketball and Entertainment Center EIR  
**Intersection:** 50 - Van Ness Ave & Century Blvd  
**Description:** Baseline

Thru Lane: 1600 vph  
 Left Lane: 1600 vph  
 Double Lt Penalty: 10 %  
 ITS: 0 %

N-S Split Phase : N  
 E-W Split Phase : N  
 Lost Time (% of cycle) : 10  
 V/C Round Off (decs.) : 3

OLA Movements :  
 FF Movements:

**Date/Time:** AM PEAK HOUR

APPROACH	MVMT	LANES	VOLUME	CAPACITY	V/C	ICU ANALYSIS
Southbound	RT	0.03	18	52	0.334	N-S(1): 0.227
	TH	0.97	531	1,548	0.343 *	0.373 *
	LT	1.00	42	1,600	0.026	0.255 *
Westbound	RT	0.00	95	0	0.000	E-W(2): 0.239
	TH	3.00	962	4,800	0.220	V/C: 0.628
Northbound	RT	0.00	250	1,600	0.156	Lost Time: 0.100
	TH	0.00	110	0	0.000	ITS: 0.000
	LT	0.00	534	3,200	0.167	
Eastbound	RT	0.00	81	0	0.000	ICU: 0.728
	TH	3.00	992	4,800	0.209 *	
	LT	1.00	48	1,600	0.030	LOS: C

**Date/Time:** PM PEAK HOUR

APPROACH	MVMT	LANES	VOLUME	CAPACITY	V/C	ICU ANALYSIS
Southbound	RT	0.05	81	0	0.314	N-S(1): 0.256
	TH	0.95	683	4,800	0.332 *	N-S(2): 0.357 *
	LT	1.00	68	1,600	0.043	E-W(1): 0.345 *
Westbound	RT	0.00	54	0	0.000	E-W(2): 0.192
	TH	0.00	693	4,800	0.144	V/C: 0.702
	LT	0.00	96	1,600	0.060	Lost Time: 0.100
Northbound	RT	0.00	136	0	0.000	ITS: 0.000
	TH	0.00	544	3,200	0.170	
	LT	1.00	40	1,600	0.025	
Eastbound	RT	0.00	116	0	0.000	ICU: 0.802
	TH	3.00	1,252	4,800	0.285 *	
	LT	1.00	57	1,600	0.036	D

\* - Denotes critical movement

THIS PAGE REPLACES THE PRECEDING PAGE

**Project Title:** Inglewood Basketball and Entertainment Center EIR  
**Intersection:** 50 - Van Ness Ave & Century Blvd  
**Description:** Baseline

Thru Lane: 1600 vph	N-S Split Phase : N
Left Lane: 1600 vph	E-W Split Phase : N
Double Lt Penalty: 10 %	Lost Time (% of cycle) : 10
ITS: 0 %	V/C Round Off (decs.) : 3
OLA Movements :	
FF Movements:	

**Date/Time:** AM PEAK HOUR

APPROACH	MVMT	LANES	VOLUME	CAPACITY	V/C	ICU ANALYSIS
Southbound	RT	0.03	18	52	0.334	N-S(1): 0.360
	TH	0.97	531	1,548	0.343 *	N-S(2): 0.373 *
	LT	1.00	42	1,600	0.026	E-W(1): 0.255 *
Westbound	RT	0.00	95	0	0.000	E-W(2): 0.239
	TH	3.00	962	4,800	0.220	V/C: 0.628
	LT	1.00	250	1,600	0.156 *	Lost Time: 0.100
Northbound	RT	1.00	110	1,600	0.000	ITS: 0.000
	TH	1.00	534	1,600	0.334	
	LT	1.00	48	1,600	0.030 *	
Eastbound	RT	0.00	81	0	0.000	ICU: 0.728
	TH	3.00	392	4,800	0.099 *	
	LT	1.00	30	1,600	0.019	LOS: C

**Date/Time:** PM PEAK HOUR

APPROACH	MVMT	LANES	VOLUME	CAPACITY	V/C	ICU ANALYSIS
Southbound	RT	0.05	25	75	0.314	N-S(1): 0.383 *
	TH	0.95	506	1,525	0.332	N-S(2): 0.357
	LT	1.00	68	1,600	0.043 *	E-W(1): 0.345 *
Westbound	RT	0.00	54	0	0.000	E-W(2): 0.192
	TH	3.00	693	4,800	0.156	V/C: 0.728
	LT	1.00	96	1,600	0.060 *	Lost Time: 0.100
Northbound	RT	1.00	136	1,600	0.055	ITS: 0.000
	TH	1.00	544	1,600	0.340 *	
	LT	1.00	40	1,600	0.025	
Eastbound	RT	0.00	116	0	0.000	ICU: 0.828
	TH	3.00	1,252	4,800	0.285 *	
	LT	1.00	57	1,600	0.036	LOS: D

\* - Denotes critical movement



## Level of Service Worksheet (Circular 212 Method)



**I/S #:**  
50

**PROJECT TITLE:** Inglewood Basketball and Entertainment Center EIR  
**North-South Street:** Van Ness Ave      **East-West Street:** Century Blvd  
**Scenario:** Baseline  
**Count Date:**      **Analyst:** <Fehr & Peers>      **Date:**

MOVEMENT		AM			PM		
		Volume	No. of Lanes	Lane Volume	Volume	No. of Lanes	Lane Volume
No. of Phases		2			2		
Opposed Ø'ing: N/S-1, EW-2 or Both-3?		0			0		
Right Turns: FREE-1, NRTOR-2 or OLA-3?		NB-- 0	SB-- 0	0	NB-- 0	SB-- 0	0
ATSAC-1 or ATSAC+ATCS-2?		EB-- 0	WB-- 0	0	EB-- 0	WB-- 0	0
Override Capacity		0			0		
MOVEMENT		Volume	No. of Lanes	Lane Volume	Volume	No. of Lanes	Lane Volume
NORTHBOUND	Left	48	1	48	40	1	40
	Left-Through	534	1	322	506	1	340
	Right	110	0	110	0	0	136
	Left-Through-Right		0			0	
	Left-Right		0			0	
SOUTHBOUND	Left	42	1		68	1	68
	Left-Through		0			0	
	Through	531	0		506	0	531
	Through-Right		1			1	
	Right			0	25	0	0
EASTBOUND	Left			30	57	1	57
	Left-Through					0	
	Through			158	1252	2	456
	Through-Right					1	
	Right			31	116	0	116
WESTBOUND	Left	250	1		96	1	96
	Left-Through		0			0	
	Through	962	2	352		2	249
	Through-Right		1			1	
	Right	95	0	95		0	54
<b>CRITICAL VOLUMES</b>		<i>North-South:</i>		597	<i>North-South:</i>		571
		<i>East-West:</i>		408	<i>East-West:</i>		552
		<i>SUM:</i>		1005	<i>SUM:</i>		1123
<b>VOLUME/CAPACITY (V/C) RATIO:</b>				0.670			
<b>V/C LESS ATSAC/ATCS ADJUSTMENT:</b>				0.670			
<b>LEVEL OF SERVICE (LOS):</b>				<b>B</b>			
					<b>C</b>		





**Level of Service Worksheet  
(Circular 212 Method)**



**I/S #:**  
50

**PROJECT TITLE:** Inglewood Basketball and Entertainment Center EIR  
**North-South Street:** Van Ness Ave      **East-West Street:** Century Blvd  
**Scenario:** Baseline  
**Count Date:**      **Analyst:** <Fehr & Peers>      **Date:**

MOVEMENT		AM			PM		
		Volume	No. of Lanes	Lane Volume	Volume	No. of Lanes	Lane Volume
No. of Phases		2			2		
Opposed Ø'ing: N/S-1, EW-2 or Both-3?		0			0		
Right Turns: FREE-1, NRTOR-2 or OLA-3?		NB-- 0	SB-- 0	0	NB-- 0	SB-- 0	0
ATSAC-1 or ATSAC+ATCS-2?		EB-- 0	WB-- 0	0	EB-- 0	WB-- 0	0
Override Capacity		0			0		
MOVEMENT		Volume	No. of Lanes	Lane Volume	Volume	No. of Lanes	Lane Volume
NORTHBOUND	Left	48	1	48	40	1	40
	Left-Through		0			0	
	Through	534	1	534	544	1	544
	Through-Right		0			0	
	Right	110	1	0	136	1	88
	Left-Through-Right		0			0	
SOUTHBOUND	Left	42	1	42	68	1	68
	Left-Through		0			0	
	Through	531	0	549	506	0	531
	Through-Right		1			1	
	Right	18	0	0	25	0	0
	Left-Through-Right		0			0	
EASTBOUND	Left	30	1	30	57	1	57
	Left-Through		0			0	
	Through	392	2	158	1252	2	456
	Through-Right		1			1	
	Right	81	0	81	116	0	116
	Left-Through-Right		0			0	
WESTBOUND	Left	250	1	250	96	1	96
	Left-Through		0			0	
	Through	962	2	352	693	2	249
	Through-Right		1			1	
	Right	95	0	95	54	0	54
	Left-Through-Right		0			0	
<b>CRITICAL VOLUMES</b>		<i>North-South:</i>		597	<i>North-South:</i>		612
		<i>East-West:</i>		408	<i>East-West:</i>		552
		<i>SUM:</i>		1005	<i>SUM:</i>		1164
<b>VOLUME/CAPACITY (V/C) RATIO:</b>					0.670		
<b>V/C LESS ATSAC/ATCS ADJUSTMENT:</b>					0.670		
<b>LEVEL OF SERVICE (LOS):</b>					<b>B</b>		
					<b>C</b>		

**Project Title:** Inglewood Basketball & Entertainment Center EIR  
**Intersection:** 50 - Van Ness Ave & Century Blvd  
**Description:** Baseline (No Project) - Weekday Event

Thru Lane:	1600 vph	N-S Split Phase :	N
Left Lane:	1600 vph	E-W Split Phase :	N
Double Lt Penalty:	10 %	Lost Time (% of cycle) :	10
ITS:	0 %	V/C Round Off (decs.) :	3
OLA Movements :			
FF Movements:			

**Date/Time:** Weekday Pre

APPROACH	MVMT	LANES	VOLUME	CAPACITY	V/C	ICU ANALYSIS
Southbound	RT	0.07	35	106	0.313	N-S(1): 0.217
	TH	0.93	491	1,494	0.329 *	0.348 *
	LT	1.00	51	1,600	0.032	0.306 *
Westbound	RT	0.00	61	0	0.000	N-S(2): 0.192
	TH	3.00	708	4,800	0.160	V/C: 0.654
	LT	1.00	105	1,600	0.066	Lost Time: 0.100
Northbound	RT	0.00	123	0	0.000	ITS: 0.000
	TH	3.00	470	3,200	0.147	ICU: 0.754
	LT	1.00	30	1,600	0.019	LOS: C
Eastbound	RT	0.00	82	0	0.000	
	TH	3.00	968	4,800	0.240 *	
	LT	1.00	51	1,600	0.032	

**Date/Time:** Weekday Post

APPROACH	MVMT	LANES	VOLUME	CAPACITY	V/C	ICU ANALYSIS
Southbound	RT	0.08	41	1,600	0.118	N-S(1): 0.131
	TH	0.92	491	1,494	0.129 *	N-S(2): 0.145 *
	LT	1.00	51	1,600	0.026	E-W(1): 0.156 *
Westbound	RT	0.00	32	0	0.000	E-W(2): 0.101
	TH	3.00	347	4,800	0.120	V/C: 0.301
	LT	1.00	57	1,600	0.036	Lost Time: 0.100
Northbound	RT	0.00	76	0	0.000	ITS: 0.000
	TH	3.00	259	3,200	0.112	ICU: 0.401
	LT	1.00	26	1,600	0.016	LOS: A
Eastbound	RT	0.00	35	0	0.000	
	TH	3.00	539	4,800	0.120 *	
	LT	1.00	35	1,600	0.022	

\* - Denotes critical movement

<b>Project Title:</b>	<b>Inglewood Basketball &amp; Entertainment Center EIR</b>		
<b>Intersection:</b>	<b>50 - Van Ness Ave &amp; Century Blvd</b>		
<b>Description:</b>	<b>Baseline (No Project) - Weekday Event</b>		
Thru Lane:	1600 vph	N-S Split Phase :	N
Left Lane:	1600 vph	E-W Split Phase :	N
Double Lt Penalty:	10 %	Lost Time (% of cycle) :	10
ITS:	0 %	V/C Round Off (decs.) :	3
OLA Movements :			
FF Movements:			
<b>Date/Time:</b>	<b>Weekday Pre</b>		

APPROACH	MVMT	LANES	VOLUME	CAPACITY	V/C	ICU ANALYSIS
Southbound	RT	0.07	35	106	0.313	N-S(1): 0.326
	TH	0.93	491	1,494	0.329 *	N-S(2): 0.348 *
	LT	1.00	51	1,600	0.032	E-W(1): 0.306 *
Westbound	RT	0.00	61	0	0.000	E-W(2): 0.192
	TH	3.00	708	4,800	0.160	V/C: 0.654
	LT	1.00	105	1,600	0.066 *	Lost Time: 0.100
Northbound	RT	1.00	123	1,600	0.044	ITS: 0.000
	TH	1.00	470	1,600	0.294	
	LT	1.00	30	1,600	0.019 *	
Eastbound	RT	0.00	82	0	0.000	ICU: 0.754
	TH	3.00	1,068	4,800	0.240 *	
	LT	1.00	51	1,600	0.032	LOS: C

<b>Date/Time:</b>	<b>Weekday Post</b>		
-------------------	---------------------	--	--

APPROACH	MVMT	LANES	VOLUME	CAPACITY	V/C	ICU ANALYSIS
Southbound	RT	0.08	16	124	0.118	N-S(1): 0.188 *
	TH	0.92	191	1,476	0.129	N-S(2): 0.145
	LT	1.00	41	1,600	0.026 *	E-W(1): 0.156 *
Westbound	RT	0.00	32	0	0.000	E-W(2): 0.101
	TH	3.00	347	4,800	0.079	V/C: 0.344
	LT	1.00	57	1,600	0.036 *	Lost Time: 0.100
Northbound	RT	1.00	76	1,600	0.030	ITS: 0.000
	TH	1.00	259	1,600	0.162 *	
	LT	1.00	26	1,600	0.016	
Eastbound	RT	0.00	35	0	0.000	ICU: 0.444
	TH	3.00	539	4,800	0.120 *	
	LT	1.00	35	1,600	0.022	LOS: A

\* - Denotes critical movement

**Project Title:** Inglewood Basketball & Entertainment Center EIR  
**Intersection:** 50 - Van Ness Ave & Century Blvd  
**Description:** Baseline (No Project) - Weekend Event

Thru Lane: 1600 vph  
 Left Lane: 1600 vph  
 Double Lt Penalty: 10 %  
 ITS: 0 %  
 OLA Movements :  
 FF Movements:

N-S Split Phase : N  
 E-W Split Phase : N  
 Lost Time (% of cycle) : 10  
 V/C Round Off (decs.) : 3

**Date/Time:** Weekend Pre

APPROACH	MVMT	LANES	VOLUME	CAPACITY	V/C	ICU ANALYSIS	
Southbound	RT	0.11	45	176	0.235	Mo (1):	0.190
	TH	0.89	363	1,424	0.255 *		0.281 *
	LT	1.00	46	1,600	0.029		0.275 *
Westbound		0.00	63	0	0.000	Mo (2):	0.215
		3.00	781	4,800	0.176		
Northbound		0.00	88	1,600	0.055	V/C:	0.556
	RT		95	0		Lost Time:	0.100
	TH		419	3,200		ITS:	0.000
Eastbound	LT		41	1,600			
	RT		63	1,600		ICU:	0.656
	TH	3.00	393	1,600	0.220 *	LOS:	B
	LT	1.00	41	1,600	0.039		

\* - Denotes critical movement

THIS PAGE REPLACES THE PRECEDING PAGE

**Project Title:** Inglewood Basketball & Entertainment Center EIR  
**Intersection:** 50 - Van Ness Ave & Century Blvd  
**Description:** Baseline (No Project) - Weekend Event

Thru Lane: 1600 vph	N-S Split Phase : N
Left Lane: 1600 vph	E-W Split Phase : N
Double Lt Penalty: 10 %	Lost Time (% of cycle) : 10
ITS: 0 %	V/C Round Off (decs.) : 3
OLA Movements :	
FF Movements:	

**Date/Time:** Weekend Pre

APPROACH	MVMT	LANES	VOLUME	CAPACITY	V/C	ICU ANALYSIS
Southbound	RT	0.11	45	176	0.235	N-S(1): 0.291 *
	TH	0.89	363	1,424	0.255	N-S(2): 0.281
	LT	1.00	46	1,600	0.029 *	E-W(1): 0.275 *
Westbound	RT	0.00	63	0	0.000	E-W(2): 0.215
	TH	3.00	781	4,800	0.176	V/C: 0.566
	LT	1.00	88	1,600	0.055 *	Lost Time: 0.100
Northbound	RT	1.00	95	1,600	0.032	ITS: 0.000
	TH	1.00	419	1,600	0.262 *	
	LT	1.00	41	1,600	0.026	
Eastbound	RT	0.00	63	0	0.000	ICU: 0.666
	TH	3.00	993	4,800	0.220 *	
	LT	1.00	63	1,600	0.039	LOS: B

**Date/Time:** N/A

APPROACH	MVMT	LANES	VOLUME	CAPACITY	V/C	ICU ANALYSIS
Southbound			0			
	LT	1.00	0	1,600	0.000 #	E-W(1): 0.000 *
Westbound	RT	0.00	0	1,600	0.000	E-W(2): 0.000 *
	TH	3.00	0	4,800	0.000 *	
	LT	1.00	0	1,600	0.000 *	
Northbound	RT	1.00	0	1,600	0.000 #	Lost Time: 0.100
	TH	1.00	0	1,600	0.000 #	ITS: 0.000
	LT	1.00	0	1,600	0.000 #	
Eastbound	RT	0.00	0	1,600	0.000	
	TH	3.00	0	4,800	0.000 *	
	LT	1.00	0	1,600	0.000 *	

\* - Denotes critical movement



## Level of Service Worksheet (Circular 212 Method)



**I/S #:**  
50


**PROJECT TITLE:** Inglewood Basketball & Entertainment Center EIR  
**North-South Street:** Van Ness Ave      **East-West Street:** Century Blvd  
**Scenario:** Baseline (No Project) - Event Weekday  
**Count Date:**      **Analyst:** <Fehr & Peers>      **Date:**

		PreGame			PostGame			
		Volume	No. of Lanes	Lane Volume	Volume	No. of Lanes	Lane Volume	
No. of Phases					2			
Opposed Ø'ing: N/S-1, E/W-2 or Both-3?					0			
Right Turns: FREE-1, NRTOR-2 or OLA-3?		NB-- 0	SB-- 0		NB-- 0	SB-- 0		
ATSAC-1 or ATSAC+ATCS-2?		EB-- 0	WB-- 0		EB-- 0	WB-- 0		
Override Capacity					0			
MOVEMENT		Volume	No. of Lanes	Lane Volume	Volume	No. of Lanes	Lane Volume	
NORTHBOUND	Left	30	1	30	26	1	26	
	Left-Through		0			0		
	Through	470	1	297	270	1	168	
	Through-Right		1			1		
	Right	123	0	123	110	0	76	
	Left-Through-Right		0			0		
	Left-Right		0			0		
SOUTHBOUND	Left	51	1	51	41	1	41	
	Left-Through		0			0		
	Through	491	0	491	191	0	207	
	Through-Right		1			1		
	Right	16	0	16	16	0	0	
	Left-Through-Right		0			0		
	Left-Right		0			0		
EASTBOUND	Left			51	35	1	35	
	Left-Through					0		
	Through			383	539	2	191	
	Through-Right					1		
	Right	32	0	32	35	0	35	
	Left-Through-Right		0			0		
	Left-Right		0			0		
WESTBOUND	Left	105	1	105	57	1	57	
	Left-Through		0			0		
	Through	708	2	256	256	2	126	
	Through-Right		1			1		
	Right	61	0	61	61	0	32	
	Left-Through-Right		0			0		
	Left-Right		0			0		
<b>CRITICAL VOLUMES</b>		North-South:			556	East-West:		233
		East-West:			488	SUM:		248
		SUM:			1044	SUM:		481
<b>VOLUME/CAPACITY (V/C) RATIO:</b>					0.696			0.321
<b>V/C LESS ATSAC/ATCS ADJUSTMENT:</b>					0.696			0.321
<b>LEVEL OF SERVICE (LOS):</b>					<b>B</b>			<b>A</b>

Version: 1i Beta; 8/4/2011



**Level of Service Worksheet  
(Circular 212 Method)**



**I/S #:**  
50

**PROJECT TITLE:** Inglewood Basketball & Entertainment Center EIR  
**North-South Street:** Van Ness Ave **East-West Street:** Century Blvd  
**Scenario:** Baseline (No Project) - Event Weekday  
**Count Date:** **Analyst:** <Fehr & Peers> **Date:**

		PreGame			PostGame		
		Volume	No. of Lanes	Lane Volume	Volume	No. of Lanes	Lane Volume
No. of Phases					2		
Opposed Ø'ing: N/S-1, E/W-2 or Both-3?					0		
Right Turns: FREE-1, NRTOR-2 or OLA-3?		NB-- 0	SB-- 0		NB-- 0	SB-- 0	
		EB-- 0	WB-- 0		EB-- 0	WB-- 0	
ATSAC-1 or ATSAC+ATCS-2?					0		
Override Capacity					0		
MOVEMENT		Volume	No. of Lanes	Lane Volume	Volume	No. of Lanes	Lane Volume
NORTHBOUND	Left	30	1	30	26	1	26
	Left-Through		0			0	
	Through	470	1	470	259	1	259
	Through-Right		0			0	
	Right	123	1	71	76	1	48
	Left-Through-Right		0			0	
	Left-Right		0			0	
SOUTHBOUND	Left	51	1	51	41	1	41
	Left-Through		0			0	
	Through	491	0	526	191	0	207
	Through-Right		1			1	
	Right	35	0	0	16	0	0
	Left-Through-Right		0			0	
	Left-Right		0			0	
EASTBOUND	Left	51	1	51	35	1	35
	Left-Through		0			0	
	Through	1068	2	383	539	2	191
	Through-Right		1			1	
	Right	82	0	82	35	0	35
	Left-Through-Right		0			0	
	Left-Right		0			0	
WESTBOUND	Left	105	1	105	57	1	57
	Left-Through		0			0	
	Through	708	2	256	347	2	126
	Through-Right		1			1	
	Right	61	0	61	32	0	32
	Left-Through-Right		0			0	
	Left-Right		0			0	
<b>CRITICAL VOLUMES</b>		North-South: 556			North-South: 300		
		East-West: 488			East-West: 248		
		SUM: 1044			SUM: 548		
<b>VOLUME/CAPACITY (V/C) RATIO:</b>		0.696			0.365		
<b>V/C LESS ATSAC/ATCS ADJUSTMENT:</b>		0.696			0.365		
<b>LEVEL OF SERVICE (LOS):</b>		<b>B</b>			<b>A</b>		

Version: 1i Beta; 8/4/2011



## Level of Service Worksheet (Circular 212 Method)



**I/S #:**  
50


**PROJECT TITLE:** Inglewood Basketball & Entertainment Center EIR  
**North-South Street:** Van Ness Ave      **East-West Street:** Century Blvd  
**Scenario:** Baseline (No Project) - Event Weekend  
**Count Date:**      **Analyst:** <Fehr & Peers>      **Date:** <date>

		PreGame			N/A		
		Volume	No. of Lanes	Lane Volume	Volume	No. of Lanes	Lane Volume
No. of Phases							
Opposed Ø'ing: N/S-1, E/W-2 or Both-3?							
Right Turns: FREE-1, NRTOR-2 or OLA-3?		NB-- 0	SB-- 0	NB-- 0	SB-- 0		
ATSAC-1 or ATSAC+ATCS-2?		EB-- 0	WB-- 0	EB-- 0	WB-- 0		
Override Capacity							
MOVEMENT		Volume	No. of Lanes	Lane Volume	Volume	No. of Lanes	Lane Volume
NORTHBOUND	Left	41	1	41			0
	Left-Through		0				
	Through	419	1	257			0
	Through-Right		1				
	Right	95	0	95			0
SOUTHBOUND	Left-Through-Right		0				
	Left-Right		0				
	Left	46	1				0
	Left-Through		0				
	Through	363	0				0
EASTBOUND	Through-Right		1				
	Right			0			0
	Left-Through-Right						
	Left-Right						
	Left			63			0
WESTBOUND	Left-Through						
	Through			352			0
	Through-Right						
	Right	63	0	63			0
	Left-Through-Right		0				
CRITICAL VOLUMES	Left-Right		0				
	Left	88	1				0
	Left-Through		0				
	Through	781	2	281			0
	Through-Right		1				
VOLUME/CAPACITY (V/C) RATIO:	Right	63	0	63			0
	Left-Through-Right		0				
	Left-Right		0				
V/C LESS ATSAC/ATCS ADJUSTMENT:				0.593			0.000
LEVEL OF SERVICE (LOS):				A			A





**Level of Service Worksheet  
(Circular 212 Method)**



I/S #: 50

**PROJECT TITLE:** Inglewood Basketball & Entertainment Center EIR  
**North-South Street:** Van Ness Ave **East-West Street:** Century Blvd  
**Scenario:** Baseline (No Project) - Event Weekend  
**Count Date:** **Analyst:** <Fehr & Peers> **Date:** <date>

MOVEMENT		PreGame			N/A		
		Volume	No. of Lanes	Lane Volume	Volume	No. of Lanes	Lane Volume
No. of Phases Opposed Ø'ing: N/S-1, E/W-2 or Both-3? Right Turns: FREE-1, NRTOR-2 or OLA-3? ATSAC-1 or ATSAC+ATCS-2? Override Capacity		2 0 NB-- 0 SB-- 0 EB-- 0 WB-- 0 0 0			N/A NB-- SB-- EB-- WB--		
NORTHBOUND	Left	41	1	41			0
	Left-Through		0				
	Through	419	1	419			0
	Through-Right		0				
	Right	95	1	51			0
	Left-Through-Right		0				
	Left-Right		0				
SOUTHBOUND	Left	46	1	46			0
	Left-Through		0				
	Through	363	0	408			0
	Through-Right		1				
	Right	45	0	0			0
	Left-Through-Right		0				
	Left-Right		0				
EASTBOUND	Left	63	1	63			0
	Left-Through		0				
	Through	993	2	352			0
	Through-Right		1				
	Right	63	0	63			0
	Left-Through-Right		0				
	Left-Right		0				
WESTBOUND	Left	88	1	88			0
	Left-Through		0				
	Through	781	2	281			0
	Through-Right		1				
	Right	63	0	63			0
	Left-Through-Right		0				
	Left-Right		0				
CRITICAL VOLUMES		North-South: 465 East-West: 440 SUM: 905			North-South: 0 East-West: 0 SUM: 0		
VOLUME/CAPACITY (V/C) RATIO:		0.603			0.000		
V/C LESS ATSAC/ATCS ADJUSTMENT:		0.603			0.000		
LEVEL OF SERVICE (LOS):		<b>B</b>			<b>A</b>		

Version: 1i Beta; 8/4/2011

**Project Title:** Inglewood Basketball and Entertainment Center EIR  
**Intersection:** 50 - Van Ness Ave & Century Blvd  
**Description:** Baseline Plus Project - Ancillary Uses

Thru Lane: 1600 vph  
 Left Lane: 1600 vph  
 Double Lt Penalty: 10 %  
 ITS: 0 %  
 OLA Movements :  
 FF Movements:

N-S Split Phase : N  
 E-W Split Phase : N  
 Lost Time (% of cycle) : 10  
 V/C Round Off (decs.) : 3

**Date/Time:** AM PEAK HOUR

APPROACH	MVMT	LANES	VOLUME	CAPACITY	V/C	ICU ANALYSIS
Southbound	RT	0.05	26	75	0.338	N-S(1): 0.227
	TH	0.95	531	1,525	0.348 *	0.378 *
	LT	1.00	42	1,600	0.026	0.256 *
Westbound	RT	0.00	95	0	0.000	N-S(2): 0.245
	TH	3.00	983	4,800	0.225	V/C: 0.634
Northbound	RT	0.00	250	1,600	0.156	Lost Time: 0.100
	TH	0.95	110	0	0.000	ITS: 0.000
	LT	0.95	534	3,200	0.167	
Eastbound	RT	0.00	81	0	0.000	ICU: 0.734
	TH	3.00	100	0	0.100 *	
	LT	1.00	42	1,600	0.020	LOS: C

**Date/Time:** PM PEAK HOUR

APPROACH	MVMT	LANES	VOLUME	CAPACITY	V/C	ICU ANALYSIS
Southbound	RT	0.05	26	75	0.314	N-S(1): 0.256
	TH	0.95	531	1,525	0.334 *	N-S(2): 0.359 *
	LT	1.00	42	1,600	0.043	E-W(1): 0.349 *
Westbound	RT	0.00	95	0	0.000	E-W(2): 0.199
	TH	3.00	708	4,800	0.148	V/C: 0.708
	LT	1.00	96	1,600	0.060	Lost Time: 0.100
Northbound	RT	0.00	136	0	0.000	ITS: 0.000
	TH	0.95	544	3,200	0.233	
	LT	1.00	40	1,600	0.025	
Eastbound	RT	0.00	116	0	0.000	ICU: 0.808
	TH	3.00	1,271	4,800	0.289 *	
	LT	1.00	64	1,600	0.040	D

\* - Denotes critical movement

THIS PAGE REPLACES THE PRECEDING PAGE

**Project Title:** Inglewood Basketball and Entertainment Center EIR  
**Intersection:** 50 - Van Ness Ave & Century Blvd  
**Description:** Baseline Plus Project - Ancillary Uses

Thru Lane:	1600 vph	N-S Split Phase :	N
Left Lane:	1600 vph	E-W Split Phase :	N
Double Lt Penalty:	10 %	Lost Time (% of cycle) :	10
ITS:	0 %	V/C Round Off (decs.) :	3
OLA Movements :			
FF Movements:			

**Date/Time:** AM PEAK HOUR

APPROACH	MVMT	LANES	VOLUME	CAPACITY	V/C	ICU ANALYSIS
Southbound	RT	0.05	26	75	0.338	N-S(1): 0.360
	TH	0.95	531	1,525	0.348 *	N-S(2): 0.378 *
	LT	1.00	42	1,600	0.026	E-W(1): 0.256 *
Westbound	RT	0.00	95	0	0.000	E-W(2): 0.245
	TH	3.00	983	4,800	0.225	V/C: 0.634
	LT	1.00	250	1,600	0.156 *	Lost Time: 0.100
Northbound	RT	1.00	110	1,600	0.000	ITS: 0.000
	TH	1.00	534	1,600	0.334	
	LT	1.00	48	1,600	0.030 *	
Eastbound	RT	0.00	81	0	0.000	ICU: 0.734
	TH	3.00	400	4,800	0.100 *	
	LT	1.00	32	1,600	0.020	LOS: C

**Date/Time:** PM PEAK HOUR

APPROACH	MVMT	LANES	VOLUME	CAPACITY	V/C	ICU ANALYSIS
Southbound	RT	0.05	28	84	0.314	N-S(1): 0.383 *
	TH	0.95	506	1,516	0.334	N-S(2): 0.359
	LT	1.00	68	1,600	0.043 *	E-W(1): 0.349 *
Westbound	RT	0.00	54	0	0.000	E-W(2): 0.199
	TH	3.00	708	4,800	0.159	V/C: 0.732
	LT	1.00	96	1,600	0.060 *	Lost Time: 0.100
Northbound	RT	1.00	136	1,600	0.055	ITS: 0.000
	TH	1.00	544	1,600	0.340 *	
	LT	1.00	40	1,600	0.025	
Eastbound	RT	0.00	116	0	0.000	ICU: 0.832
	TH	3.00	1,271	4,800	0.289 *	
	LT	1.00	64	1,600	0.040	LOS: D

\* - Denotes critical movement



## Level of Service Worksheet (Circular 212 Method)



**I/S #:**  
50

**PROJECT TITLE:** Inglewood Basketball and Entertainment Center EIR  
**North-South Street:** Van Ness Ave      **East-West Street:** Century Blvd  
**Scenario:** Baseline plus Project - Ancillary Uses  
**Count Date:**      **Analyst:** <Fehr & Peers>      **Date:**

		AM			PM		
		Volume	No. of Lanes	Lane Volume	Volume	No. of Lanes	Lane Volume
No. of Phases		2			2		
Opposed Ø'ing: N/S-1, EW-2 or Both-3?		0			0		
Right Turns: FREE-1, NRTOR-2 or OLA-3?		NB-- 0	SB-- 0	0	NB-- 0	SB-- 0	0
ATSAC-1 or ATSAC+ATCS-2?		EB-- 0	WB-- 0	0	EB-- 0	WB-- 0	0
Override Capacity		0			0		
MOVEMENT		Volume	No. of Lanes	Lane Volume	Volume	No. of Lanes	Lane Volume
NORTHBOUND	Through	48	1	48	40	1	40
	Left-Through	534	1	322	534	1	340
	Right	110	0	110	0	0	136
	Left-Right		0			0	
SOUTHBOUND	Left	42	1		68	1	68
	Left-Through		0			0	
	Through	531	0		506	0	534
	Through-Right		1			1	
	Right			0	28	0	0
EASTBOUND	Left			32	64	1	64
	Left-Through					0	
	Through			160	1271	2	462
	Through-Right					1	
	Right			31	116	0	116
WESTBOUND	Left	250	1		96	1	96
	Left-Through		0			0	
	Through	983	2	359		2	254
	Through-Right		1			1	
	Right	95	0	95		0	54
<b>CRITICAL VOLUMES</b>		<i>North-South:</i>		605	<i>North-South:</i>		574
		<i>East-West:</i>		410	<i>East-West:</i>		558
		<b>SUM:</b>		1015	<b>SUM:</b>		1132
<b>VOLUME/CAPACITY (V/C) RATIO:</b>					0.677		
<b>V/C LESS ATSAC/ATCS ADJUSTMENT:</b>					0.755		
<b>LEVEL OF SERVICE (LOS):</b>					<b>B</b>		
					<b>C</b>		



**Level of Service Worksheet  
(Circular 212 Method)**



**I/S #:**  
50

**PROJECT TITLE:** Inglewood Basketball and Entertainment Center EIR  
**North-South Street:** Van Ness Ave      **East-West Street:** Century Blvd  
**Scenario:** Baseline plus Project - Ancillary Uses  
**Count Date:**      **Analyst:** <Fehr & Peers>      **Date:**

MOVEMENT		AM			PM		
		Volume	No. of Lanes	Lane Volume	Volume	No. of Lanes	Lane Volume
No. of Phases		2			2		
Opposed Ø'ing: N/S-1, EW-2 or Both-3?		0			0		
Right Turns: FREE-1, NRTOR-2 or OLA-3?		NB-- 0	SB-- 0	0	NB-- 0	SB-- 0	0
ATSAC-1 or ATSAC+ATCS-2?		EB-- 0	WB-- 0	0	EB-- 0	WB-- 0	0
Override Capacity		0			0		
MOVEMENT		Volume	No. of Lanes	Lane Volume	Volume	No. of Lanes	Lane Volume
NORTHBOUND	Left	48	1	48	40	1	40
	Left-Through		0			0	
	Through	534	1	534	544	1	544
	Through-Right		0			0	
	Right	110	1	0	136	1	88
	Left-Through-Right		0			0	
SOUTHBOUND	Left	42	1	42	68	1	68
	Left-Through		0			0	
	Through	531	0	557	506	0	534
	Through-Right		1			1	
	Right	26	0	0	28	0	0
	Left-Through-Right		0			0	
EASTBOUND	Left	32	1	32	64	1	64
	Left-Through		0			0	
	Through	400	2	160	1271	2	462
	Through-Right		1			1	
	Right	81	0	81	116	0	116
	Left-Through-Right		0			0	
WESTBOUND	Left	250	1	250	96	1	96
	Left-Through		0			0	
	Through	983	2	359	708	2	254
	Through-Right		1			1	
	Right	95	0	95	54	0	54
	Left-Through-Right		0			0	
CRITICAL VOLUMES		North-South:		605	North-South:		612
		East-West:		410	East-West:		558
		SUM:		1015	SUM:		1170
VOLUME/CAPACITY (V/C) RATIO:				0.677			0.780
V/C LESS ATSAC/ATCS ADJUSTMENT:				0.677			0.780
LEVEL OF SERVICE (LOS):				<b>B</b>			<b>C</b>

**Project Title:** Inglewood Basketball and Entertainment Center EIR  
**Intersection:** 50 - Van Ness Ave & Century Blvd  
**Description:** Baseline plus Project - Daytime Event

Thru Lane: 1600 vph  
 Left Lane: 1600 vph  
 Double Lt Penalty: 10 %  
 ITS: 0 %

N-S Split Phase : N  
 E-W Split Phase : N  
 Lost Time (% of cycle) : 10  
 V/C Round Off (decs.) : 3

OLA Movements :  
 FF Movements:

**Date/Time:** AM PEAK HOUR

APPROACH	MVMT	LANES	VOLUME	CAPACITY	V/C	ICU ANALYSIS
Southbound	RT	0.06	31	88	0.341	N-S(1): 0.228
	TH	0.94	531	1,512	0.351 *	0.382 *
	LT	1.00	42	1,600	0.026	0.258 *
Westbound	RT	0.00	95	0	0.000	E-W(2): 0.256
	TH	3.00	1,038	4,800	0.235	V/C: 0.640
Northbound	RT	0.00	250	1,600	0.156	Lost Time: 0.100
	TH	0.00	110	0	0.000	ITS: 0.000
	LT	0.00	535	3,200	0.167	
Eastbound	RT	0.00	81	0	0.000	ICU: 0.740
	TH	3.00	1,008	4,800	0.102 *	
	LT	1.00	49	1,600	0.031	LOS: C

**Date/Time:** PM PEAK HOUR

APPROACH	MVMT	LANES	VOLUME	CAPACITY	V/C	ICU ANALYSIS
Southbound	RT	0.05	31	88	0.312	N-S(1): 0.256
	TH	0.95	531	1,512	0.334 *	N-S(2): 0.359 *
	LT	1.00	42	1,600	0.043	E-W(1): 0.385 *
Westbound	RT	0.00	95	0	0.000	E-W(2): 0.213
	TH	3.00	748	4,800	0.156	V/C: 0.744
	LT	1.00	96	1,600	0.060	
Northbound	RT	0.00	136	0	0.000	Lost Time: 0.100
	TH	0.00	544	3,200	0.170	ITS: 0.000
	LT	1.00	40	1,600	0.025	
Eastbound	RT	0.00	121	0	0.000	ICU: 0.844
	TH	3.00	1,440	4,800	0.325 *	
	LT	1.00	73	1,600	0.046	D

\* - Denotes critical movement

THIS PAGE REPLACES THE PRECEDING PAGE

**Project Title:** Inglewood Basketball and Entertainment Center EIR  
**Intersection:** 50 - Van Ness Ave & Century Blvd  
**Description:** Baseline plus Project - Daytime Event

Thru Lane: 1600 vph	N-S Split Phase : N
Left Lane: 1600 vph	E-W Split Phase : N
Double Lt Penalty: 10 %	Lost Time (% of cycle) : 10
ITS: 0 %	V/C Round Off (decs.) : 3
OLA Movements :	
FF Movements:	

**Date/Time:** AM PEAK HOUR

APPROACH	MVMT	LANES	VOLUME	CAPACITY	V/C	ICU ANALYSIS
Southbound	RT	0.06	31	88	0.341	N-S(1): 0.360
	TH	0.94	531	1,512	0.351 *	N-S(2): 0.382 *
	LT	1.00	42	1,600	0.026	E-W(1): 0.258 *
Westbound	RT	0.00	95	0	0.000	E-W(2): 0.256
	TH	3.00	1,038	4,800	0.236	V/C: 0.640
	LT	1.00	250	1,600	0.156 *	Lost Time: 0.100
Northbound	RT	1.00	110	1,600	0.000	ITS: 0.000
	TH	1.00	535	1,600	0.334	
	LT	1.00	49	1,600	0.031 *	
Eastbound	RT	0.00	81	0	0.000	ICU: 0.740
	TH	3.00	408	4,800	0.102 *	
	LT	1.00	32	1,600	0.020	LOS: C


**Date/Time:** PM PEAK HOUR

APPROACH	MVMT	LANES	VOLUME	CAPACITY	V/C	ICU ANALYSIS
Southbound	RT	0.05	29	87	0.312	N-S(1): 0.383 *
	TH	0.95	506	1,513	0.334	N-S(2): 0.359
	LT	1.00	68	1,600	0.043 *	E-W(1): 0.385 *
Westbound	RT	0.00	54	0	0.000	E-W(2): 0.213
	TH	3.00	748	4,800	0.167	V/C: 0.768
	LT	1.00	96	1,600	0.060 *	Lost Time: 0.100
Northbound	RT	1.00	136	1,600	0.055	ITS: 0.000
	TH	1.00	544	1,600	0.340 *	
	LT	1.00	40	1,600	0.025	
Eastbound	RT	0.00	121	0	0.000	ICU: 0.868
	TH	3.00	1,440	4,800	0.325 *	
	LT	1.00	73	1,600	0.046	LOS: D

\* - Denotes critical movement



## Level of Service Worksheet (Circular 212 Method)



**I/S #:**  
50

**PROJECT TITLE:** Inglewood Basketball and Entertainment Center EIR  
**North-South Street:** Van Ness Ave      **East-West Street:** Century Blvd  
**Scenario:** Baseline plus Project - Daytime Event  
**Count Date:**      **Analyst:** <Fehr & Peers>      **Date:**

MOVEMENT		AM			PM		
		Volume	No. of Lanes	Lane Volume	Volume	No. of Lanes	Lane Volume
No. of Phases		2			2		
Opposed Ø'ing: N/S-1, EW-2 or Both-3?		0			0		
Right Turns: FREE-1, NRTOR-2 or OLA-3?		NB-- 0	SB-- 0	0	NB-- 0	SB-- 0	0
ATSAC-1 or ATSAC+ATCS-2?		EB-- 0	WB-- 0	0	EB-- 0	WB-- 0	0
Override Capacity		0			0		
MOVEMENT		Volume	No. of Lanes	Lane Volume	Volume	No. of Lanes	Lane Volume
NORTHBOUND	Through	49	1	49	40	1	40
	Right	535	1	323	535	1	340
	Left-Through	110	0	110	0	0	136
	Left-Right		0			0	
	Left		0			0	
SOUTHBOUND	Left	42	1	42	68	1	68
	Left-Through		0			0	
	Through	531	0	531	506	0	535
	Through-Right		1			1	
	Right		0		29	0	0
	Left-Through-Right		0			0	
EASTBOUND	Left		0	32	73	1	73
	Left-Through		0			0	
	Through		0	163	1440	2	520
	Through-Right		0			1	
	Right		0	31	121	0	121
	Left-Through-Right		0			0	
WESTBOUND	Left	250	1	250	96	1	96
	Left-Through		0			0	
	Through	1038	2	378	1038	2	267
	Through-Right		1			1	
	Right	95	0	95	0	0	54
CRITICAL VOLUMES				North-South: 611			East-West: 575
				East-West: 413			North-South: 616
				SUM: 1024			SUM: 1191
VOLUME/CAPACITY (V/C) RATIO:				0.683			0.794
V/C LESS ATSAC/ATCS ADJUSTMENT:				0.683			0.794
LEVEL OF SERVICE (LOS):				<b>B</b>			<b>C</b>





**Level of Service Worksheet  
(Circular 212 Method)**



**I/S #:**  
50

**PROJECT TITLE:** Inglewood Basketball and Entertainment Center EIR  
**North-South Street:** Van Ness Ave      **East-West Street:** Century Blvd  
**Scenario:** Baseline plus Project - Daytime Event  
**Count Date:**      **Analyst:** <Fehr & Peers>      **Date:**

		AM			PM		
		Volume	No. of Lanes	Lane Volume	Volume	No. of Lanes	Lane Volume
No. of Phases		2			2		
Opposed Ø'ing: N/S-1, EW-2 or Both-3?		0			0		
Right Turns: FREE-1, NRTOR-2 or OLA-3?		NB-- 0	SB-- 0	0	NB-- 0	SB-- 0	0
		EB-- 0	WB-- 0	0	EB-- 0	WB-- 0	0
ATSAC-1 or ATSAC+ATCS-2?		0			0		
Override Capacity		0			0		
MOVEMENT		Volume	No. of Lanes	Lane Volume	Volume	No. of Lanes	Lane Volume
NORTHBOUND	Left	49	1	49	40	1	40
	Left-Through		0			0	
	Through	535	1	535	544	1	544
	Through-Right		0			0	
	Right	110	1	0	136	1	88
	Left-Through-Right		0			0	
	Left-Right		0			0	
SOUTHBOUND	Left	42	1	42	68	1	68
	Left-Through		0			0	
	Through	531	0	562	506	0	535
	Through-Right		1			1	
	Right	31	0	0	29	0	0
	Left-Through-Right		0			0	
	Left-Right		0			0	
EASTBOUND	Left	32	1	32	73	1	73
	Left-Through		0			0	
	Through	408	2	163	1440	2	520
	Through-Right		1			1	
	Right	81	0	81	121	0	121
	Left-Through-Right		0			0	
	Left-Right		0			0	
WESTBOUND	Left	250	1	250	96	1	96
	Left-Through		0			0	
	Through	1038	2	378	748	2	267
	Through-Right		1			1	
	Right	95	0	95	54	0	54
	Left-Through-Right		0			0	
	Left-Right		0			0	
<b>CRITICAL VOLUMES</b>		<i>North-South:</i>		611	<i>North-South:</i>		612
		<i>East-West:</i>		413	<i>East-West:</i>		616
		<i>SUM:</i>		1024	<i>SUM:</i>		1228
<b>VOLUME/CAPACITY (V/C) RATIO:</b>				0.683			0.819
<b>V/C LESS ATSAC/ATCS ADJUSTMENT:</b>				0.683			0.819
<b>LEVEL OF SERVICE (LOS):</b>				<b>B</b>			<b>D</b>

**Project Title:** Inglewood Basketball & Entertainment Center EIR  
**Intersection:** 50 - Van Ness Ave & Century Blvd  
**Description:** Baseline plus Project - Weekday Event

Thru Lane: 1600 vph  
 Left Lane: 1600 vph  
 Double Lt Penalty: 10 %  
 ITS: 0 %

N-S Split Phase : N  
 E-W Split Phase : N  
 Lost Time (% of cycle) : 10  
 V/C Round Off (decs.) : 3

OLA Movements :  
 FF Movements:

**Date/Time:** Weekday Pre

APPROACH	MVMT	LANES	VOLUME	CAPACITY	V/C	ICU ANALYSIS
Southbound	RT	0.10	56	164	0.324	N-S(1): 0.217
	TH	0.90	491	1,436	0.342 *	0.367 *
	LT	1.00	51	1,600	0.032	0.323 *
Westbound	RT	0.00	61	0	0.000	N-S(2): 0.319
	TH	3.00	1,301	4,800	0.284	V/C: 0.690
Northbound	RT	0.00	105	1,600	0.066	Lost Time: 0.100
	TH	0.00	123	0	0.000	ITS: 0.000
	LT	0.00	470	3,200	0.147	
Eastbound	RT	0.00	82	0	0.000	ICU: 0.790
	TH	3.00	1,538	4,800	0.321 *	
	LT	1.00	132	1,600	0.083	LOS: C

**Date/Time:** Weekday Post

APPROACH	MVMT	LANES	VOLUME	CAPACITY	V/C	ICU ANALYSIS
Southbound	RT	0.12	67	164	0.095	N-S(1): 0.131
	TH	0.88	424	1,436	0.136 *	N-S(2): 0.170 *
	LT	1.00	41	1,600	0.026	E-W(1): 0.372 *
Westbound	RT	0.00	32	0	0.000	E-W(2): 0.180
	TH	0.00	434	4,800	0.090	V/C: 0.542
	LT	0.00	57	1,600	0.036	Lost Time: 0.100
Northbound	RT	0.00	76	0	0.000	ITS: 0.000
	TH	0.00	259	3,200	0.112	
	LT	1.00	55	1,600	0.034	
Eastbound	RT	0.00	74	0	0.000	ICU: 0.642
	TH	3.00	1,538	4,800	0.336 *	
	LT	1.00	132	1,600	0.083	LOS: B

\* - Denotes critical movement

THIS PAGE REPLACES THE PRECEDING PAGE

**Project Title:** Inglewood Basketball & Entertainment Center EIR  
**Intersection:** 50 - Van Ness Ave & Century Blvd  
**Description:** Baseline plus Project - Weekday Event

Thru Lane: 1600 vph	N-S Split Phase :	N
Left Lane: 1600 vph	E-W Split Phase :	N
Double Lt Penalty: 10 %	Lost Time (% of cycle) :	10
ITS: 0 %	V/C Round Off (decs.) :	3
OLA Movements :		
FF Movements:		

**Date/Time:** Weekday Pre

APPROACH	MVMT	LANES	VOLUME	CAPACITY	V/C	ICU ANALYSIS
Southbound	RT	0.10	56	164	0.324	N-S(1): 0.326
	TH	0.90	491	1,436	0.342 *	N-S(2): 0.367 *
	LT	1.00	51	1,600	0.032	E-W(1): 0.323 *
Westbound	RT	0.00	61	0	0.000	E-W(2): 0.319
	TH	3.00	1,301	4,800	0.284	V/C: 0.690
	LT	1.00	105	1,600	0.066 *	Lost Time: 0.100
Northbound	RT	1.00	123	1,600	0.044	ITS: 0.000
	TH	1.00	470	1,600	0.294	
	LT	1.00	40	1,600	0.025 *	
Eastbound	RT	0.00	82	0	0.000	ICU: 0.790
	TH	3.00	1,153	4,800	0.257 *	
	LT	1.00	56	1,600	0.035	LOS: C

**Date/Time:** Weekday Post

APPROACH	MVMT	LANES	VOLUME	CAPACITY	V/C	ICU ANALYSIS
Southbound	RT	0.12	27	198	0.095	N-S(1): 0.188 *
	TH	0.88	191	1,402	0.136	N-S(2): 0.170
	LT	1.00	41	1,600	0.026 *	E-W(1): 0.372 *
Westbound	RT	0.00	32	0	0.000	E-W(2): 0.180
	TH	3.00	434	4,800	0.097	V/C: 0.560
	LT	1.00	57	1,600	0.036 *	Lost Time: 0.100
Northbound	RT	1.00	76	1,600	0.030	ITS: 0.000
	TH	1.00	259	1,600	0.162 *	
	LT	1.00	55	1,600	0.034	
Eastbound	RT	0.00	74	0	0.000	ICU: 0.660
	TH	3.00	1,538	4,800	0.336 *	
	LT	1.00	132	1,600	0.083	LOS: B

\* - Denotes critical movement

**Project Title:** Inglewood Basketball & Entertainment Center EIR  
**Intersection:** 50 - Van Ness Ave & Century Blvd  
**Description:** Baseline plus Project - Weekend Event

Thru Lane: 1600 vph  
 Left Lane: 1600 vph  
 Double Lt Penalty: 10 %  
 ITS: 0 %

OLA Movements :  
 FF Movements:

N-S Split Phase : N  
 E-W Split Phase : N  
 Lost Time (% of cycle) : 10  
 V/C Round Off (decs.) : 3

**Date/Time:** Weekend Pre

APPROACH	MVMT	LANES	VOLUME	CAPACITY	V/C	ICU ANALYSIS
Southbound	RT	0.15	65	243	0.246	Mov (1): 0.190
	TH	0.85	363	1,357	0.268 *	0.300 *
	LT	1.00	46	1,600	0.029	0.293
Westbound	TH	0.00	63	0	0.000	Mov (2): 0.340 *
	LT	3.00	1,364	4,800	0.297	V/C: 0.640
Northbound	TH	0.00	88	1,600	0.055	Lost Time: 0.100
	LT	0.00	95	0	0.000	ITS: 0.000
	RT	0.00	419	3,200	0.131	
Eastbound	RT	0.00	63	1,600	0.039	ICU: 0.740
	TH	3.00	980	3,200	0.238	
	LT	1.00	111	1,600	0.043 *	LOS: C

\* - Denotes critical movement

<b>Project Title:</b>	<b>Inglewood Basketball &amp; Entertainment Center EIR</b>		
<b>Intersection:</b>	<b>50 - Van Ness Ave &amp; Century Blvd</b>		
<b>Description:</b>	<b>Baseline plus Project - Weekend Event</b>		
Thru Lane:	1600 vph	N-S Split Phase :	N
Left Lane:	1600 vph	E-W Split Phase :	N
Double Lt Penalty:	10 %	Lost Time (% of cycle) :	10
ITS:	0 %	V/C Round Off (decs.) :	3
OLA Movements :			
FF Movements:			
<b>Date/Time:</b>	<b>Weekend Pre</b>		

APPROACH	MVMT	LANES	VOLUME	CAPACITY	V/C	ICU ANALYSIS
Southbound	RT	0.15	65	243	0.246	N-S(1): 0.291
	TH	0.85	363	1,357	0.268 *	N-S(2): 0.300 *
	LT	1.00	46	1,600	0.029	E-W(1): 0.293
Westbound	RT	0.00	63	0	0.000	E-W(2): 0.340 *
	TH	3.00	1,364	4,800	0.297 *	V/C: 0.640
	LT	1.00	88	1,600	0.055	Lost Time: 0.100
Northbound	RT	1.00	95	1,600	0.032	ITS: 0.000
	TH	1.00	419	1,600	0.262	
	LT	1.00	51	1,600	0.032 *	
Eastbound	RT	0.00	63	0	0.000	ICU: 0.740
	TH	3.00	1,080	4,800	0.238	
	LT	1.00	69	1,600	0.043 *	LOS: C

<b>Date/Time:</b>	<b>N/A</b>		
-------------------	------------	--	--

APPROACH	MVMT	LANES	VOLUME	CAPACITY	V/C	ICU ANALYSIS
Southbound	RT		0			
	TH		0			
	LT	1.00	0	1,600	0.000 #	E-W(1): 0.000 *
Westbound	RT	0.00	0	1,600	0.000	E-W(2): 0.000 *
	TH	3.00	0	4,800	0.000 *	
	LT	1.00	0	1,600	0.000 *	
Northbound	RT	1.00	0	1,600	0.000 #	Lost Time: 0.100
	TH	1.00	0	1,600	0.000 #	ITS: 0.000
	LT	1.00	0	1,600	0.000 #	
Eastbound	RT	0.00	0	1,600	0.000	
	TH	3.00	0	4,800	0.000 *	
	LT	1.00	0	1,600	0.000 *	

\* - Denotes critical movement



## Level of Service Worksheet (Circular 212 Method)




**I/S #:**  
50

**PROJECT TITLE:** Inglewood Basketball & Entertainment Center EIR  
**North-South Street:** Van Ness Ave      **East-West Street:** Century Blvd  
**Scenario:** Baseline Plus Project - Event Weekday  
**Count Date:**      **Analyst:** <Fehr & Peers>      **Date:**

		PreGame			PostGame		
		Volume	No. of Lanes	Lane Volume	Volume	No. of Lanes	Lane Volume
No. of Phases		2			2		
Opposed Ø'ing: N/S-1, E/W-2 or Both-3?		0			0		
Right Turns: FREE-1, NRTOR-2 or OLA-3?		NB-- 0	SB-- 0	NB-- 0	SB-- 0	0	0
		EB-- 0	WB-- 0	EB-- 0	WB-- 0	0	0
ATSAC-1 or ATSAC+ATCS-2?		0			0		
Override Capacity		0			0		
MOVEMENT		Volume	No. of Lanes	Lane Volume	Volume	No. of Lanes	Lane Volume
NORTHBOUND	Left	40	1	40	55	1	55
	Left-Through		0			0	
	Through	470	1	297	297	1	168
	Through-Right		1			1	
	Right	123	0	123	0	0	76
	Left-Through-Right		0			0	
	Left-Right		0			0	
SOUTHBOUND	Left	51	1		41	1	41
	Left-Through		0			0	
	Through	491	0		191	0	218
	Through-Right		1			1	
	Right	0	0	0	27	0	0
	Left-Through-Right		0			0	
	Left-Right		0			0	
EASTBOUND	Left			56	132	1	132
	Left-Through					0	
	Through			412	1538	2	537
	Through-Right					1	
	Right	82	0	82	74	0	74
	Left-Through-Right		0			0	
	Left-Right		0			0	
WESTBOUND	Left	105	1		57	1	57
	Left-Through		0			0	
	Through	1301	2	454		2	155
	Through-Right		1			1	
	Right	61	0	61	0	0	32
	Left-Through-Right		0			0	
	Left-Right		0			0	
<b>CRITICAL VOLUMES</b>		North-South: 587			East-West: 273		
		East-West: 517			North-South: 594		
		SUM: 1104			SUM: 867		
<b>VOLUME/CAPACITY (V/C) RATIO:</b>		0.736			0.578		
<b>V/C LESS ATSAC/ATCS ADJUSTMENT:</b>		0.736			0.578		
<b>LEVEL OF SERVICE (LOS):</b>		<b>C</b>			<b>A</b>		



**Level of Service Worksheet  
(Circular 212 Method)**



**I/S #:**  
50

**PROJECT TITLE:** Inglewood Basketball & Entertainment Center EIR  
**North-South Street:** Van Ness Ave      **East-West Street:** Century Blvd  
**Scenario:** Baseline Plus Project - Event Weekday  
**Count Date:**      **Analyst:** <Fehr & Peers>      **Date:**

		PreGame			PostGame		
No. of Phases		2			2		
Opposed Ø'ing: N/S-1, E/W-2 or Both-3?		0			0		
Right Turns: FREE-1, NRTOR-2 or OLA-3?		NB-- 0	SB-- 0	NB-- 0	SB-- 0	0	0
		EB-- 0	WB-- 0	EB-- 0	WB-- 0	0	0
ATSAC-1 or ATSAC+ATCS-2?		0			0		
Override Capacity		0			0		
MOVEMENT		Volume	No. of Lanes	Lane Volume	Volume	No. of Lanes	Lane Volume
NORTHBOUND	Left	40	1	40	55	1	55
	Left-Through		0			0	
	Through	470	1	470	259	1	259
	Through-Right		0			0	
	Right	123	1	71	76	1	48
	Left-Through-Right		0			0	
	Left-Right		0			0	
SOUTHBOUND	Left	51	1	51	41	1	41
	Left-Through		0			0	
	Through	491	0	547	191	0	218
	Through-Right		1			1	
	Right	56	0	0	27	0	0
	Left-Through-Right		0			0	
	Left-Right		0			0	
EASTBOUND	Left	56	1	56	132	1	132
	Left-Through		0			0	
	Through	1153	2	412	1538	2	537
	Through-Right		1			1	
	Right	82	0	82	74	0	74
	Left-Through-Right		0			0	
	Left-Right		0			0	
WESTBOUND	Left	105	1	105	57	1	57
	Left-Through		0			0	
	Through	1301	2	454	434	2	155
	Through-Right		1			1	
	Right	61	0	61	32	0	32
	Left-Through-Right		0			0	
	Left-Right		0			0	
<b>CRITICAL VOLUMES</b>		North-South: 587		North-South: 300			
		East-West: 517		East-West: 594			
		SUM: 1104		SUM: 894			
<b>VOLUME/CAPACITY (V/C) RATIO:</b>						0.596	
<b>V/C LESS ATSAC/ATCS ADJUSTMENT:</b>						0.596	
<b>LEVEL OF SERVICE (LOS):</b>						<b>C</b>	
						<b>A</b>	

Version: 1i Beta; 8/4/2011



## Level of Service Worksheet (Circular 212 Method)



**I/S #:**  
50

**PROJECT TITLE:** Inglewood Basketball & Entertainment Center EIR  
**North-South Street:** Van Ness Ave      **East-West Street:** Century Blvd  
**Scenario:** Baseline Plus Project - Event Weekend  
**Count Date:**      **Analyst:** <Fehr & Peers>      **Date:** <date>


		PreGame			N/A		
		No. of Phases			N/A		
Opposed Ø'ing: N/S-1, E/W-2 or Both-3?		2			0		
Right Turns: FREE-1, NRTOR-2 or OLA-3?		NB-- 0	SB-- 0	NB-- 0	SB-- 0		
ATSAC-1 or ATSAC+ATCS-2?		EB-- 0	WB-- 0	EB-- 0	WB-- 0		
Override Capacity		0			0		
MOVEMENT		Volume	No. of Lanes	Lane Volume	Volume	No. of Lanes	Lane Volume
NORTHBOUND	Left	51	1	51			0
	Left-Through		0				
	Through	419	1	257			0
	Through-Right		1				
	Right	95	0	95			0
SOUTHBOUND	Left-Through-Right		0				
	Left-Right		0				
	Left	46	1				0
	Left-Through		0				
	Through	363	0				0
EASTBOUND	Through-Right		1				
	Right			0			0
	Left-Through-Right						
	Left-Right						
	Left			69			0
WESTBOUND	Left-Through						
	Through			381			0
	Through-Right						
	Right	63		63			0
	Left-Through-Right		0				
WESTBOUND	Left-Right		0				
	Left	88	1				0
	Left-Through		0				
	Through	1364	2	476			0
	Through-Right		1				
CRITICAL VOLUMES	Right	63	0	63			0
	Left-Through-Right		0				
		North-South:		479	East-West:		0
		East-West:		545	SUM:		0
		SUM:		1024	SUM:		0
<b>VOLUME/CAPACITY (V/C) RATIO:</b>				0.683			0.000
<b>V/C LESS ATSAC/ATCS ADJUSTMENT:</b>				0.683			0.000
<b>LEVEL OF SERVICE (LOS):</b>				<b>B</b>			<b>A</b>

Version: 1i Beta; 8/4/2011





**Level of Service Worksheet  
(Circular 212 Method)**



I/S #: 50

**PROJECT TITLE:** Inglewood Basketball & Entertainment Center EIR  
**North-South Street:** Van Ness Ave **East-West Street:** Century Blvd  
**Scenario:** Baseline Plus Project - Event Weekend  
**Count Date:** **Analyst:** <Fehr & Peers> **Date:** <date>

		PreGame			N/A		
No. of Phases		2					
Opposed Ø'ing: N/S-1, E/W-2 or Both-3?		0					
Right Turns: FREE-1, NRTOR-2 or OLA-3?		NB-- 0	SB-- 0	NB-- 0	SB-- 0		
ATSAC-1 or ATSAC+ATCS-2?		EB-- 0	WB-- 0	EB-- 0	WB-- 0		
Override Capacity		0					
MOVEMENT		Volume	No. of Lanes	Lane Volume	Volume	No. of Lanes	Lane Volume
NORTHBOUND	Left	51	1	51			0
	Left-Through		0				
	Through	419	1	419			0
	Through-Right		0				
	Right	95	1	51			0
	Left-Through-Right		0				
	Left-Right		0				
SOUTHBOUND	Left	46	1	46			0
	Left-Through		0				
	Through	363	0	428			0
	Through-Right		1				
	Right	65	0	0			0
	Left-Through-Right		0				
	Left-Right		0				
EASTBOUND	Left	69	1	69			0
	Left-Through		0				
	Through	1080	2	381			0
	Through-Right		1				
	Right	63	0	63			0
	Left-Through-Right		0				
	Left-Right		0				
WESTBOUND	Left	88	1	88			0
	Left-Through		0				
	Through	1364	2	476			0
	Through-Right		1				
	Right	63	0	63			0
	Left-Through-Right		0				
	Left-Right		0				
<b>CRITICAL VOLUMES</b>		North-South: 479		North-South: 0			
		East-West: 545		East-West: 0			
		SUM: 1024		SUM: 0			
<b>VOLUME/CAPACITY (V/C) RATIO:</b>				0.683		0.000	
<b>V/C LESS ATSAC/ATCS ADJUSTMENT:</b>				0.683		0.000	
<b>LEVEL OF SERVICE (LOS):</b>				<b>B</b>		<b>A</b>	

Version: 1i Beta; 8/4/2011

THE FOLLOWING PAGE REPLACES THIS PAGE.

**Project Title:** Inglewood Basketball & Entertainment Center (IBEC)  
**Intersection:** 50 - Van Ness Ave & Century Blvd  
**Description:** Baseline with The Forum (No Project) - Weekday Event

Thru Lane: 1600 vph  
 Left Lane: 1600 vph  
 Double Lt Penalty: 10 %  
 ITS: 0 %  
 OLA Movements :  
 FF Movements:

N-S Split Phase : N  
 E-W Split Phase : N  
 Lost Time (% of cycle) : 10  
 V/C Round Off (decs.) : 3

**Date/Time:** Weekday Pre

APPROACH	MVMT	LANES	VOLUME	CAPACITY	V/C	ICU ANALYSIS
Southbound	RT	0.07	35	106	0.313	N-S(1): 0.217 N-S(2): 0.348 * E-W(1): 0.310 * E-W(2): 0.276 V/C: 0.658 Lost Time: 0.100 ITS: 0.000
	TH	0.93	491	1,494	0.329 *	
	LT	1.00	51	1,600	0.032	
Westbound	RT	0.00	61	0	0.000	V/C: 0.658 Lost Time: 0.100 ITS: 0.000
	TH	3.00	1,112	4,800	0.244 *	
Northbound	RT	0.00	105	1,600	0.066	ICU: 0.758 LOS: C
	TH	0.00	123	0	0.000	
	LT	0.00	470	3,200	0.147	
Eastbound	RT	0.00	82	0	0.051	ICU: 0.758 LOS: C
	TH	3.00	989	4,800	0.244 *	
	LT	1.00	35	1,600	0.032	

**Date/Time:** Weekday Post

APPROACH	MVMT	LANES	VOLUME	CAPACITY	V/C	ICU ANALYSIS
Southbound	RT	0.08	41	1,600	0.118	N-S(1): 0.131 N-S(2): 0.145 * E-W(1): 0.323 * E-W(2): 0.114 V/C: 0.468 Lost Time: 0.100 ITS: 0.000
	TH	0.92	410	4,800	0.129 *	
	LT	1.00	57	1,600	0.026	
Westbound	RT	0.00	32	0	0.000	V/C: 0.468 Lost Time: 0.100 ITS: 0.000
	TH	0.00	410	4,800	0.147	
	LT	0.00	57	1,600	0.036	
Northbound	RT	0.00	76	0	0.048	ICU: 0.568 LOS: A
	TH	0.00	259	3,200	0.147	
	LT	1.00	26	1,600	0.016	
Eastbound	RT	0.00	35	0	0.000	ICU: 0.568 LOS: A
	TH	3.00	1,341	4,800	0.287 *	
	LT	1.00	35	1,600	0.022	

\* - Denotes critical movement

**Project Title:** Inglewood Basketball & Entertainment Center (IBEC)  
**Intersection:** 50 - Van Ness Ave & Century Blvd  
**Description:** Baseline with The Forum (No Project) - Weekday Event

Thru Lane: 1600 vph	N-S Split Phase : N
Left Lane: 1600 vph	E-W Split Phase : N
Double Lt Penalty: 10 %	Lost Time (% of cycle) : 10
ITS: 0 %	V/C Round Off (decs.) : 3
OLA Movements :	
FF Movements:	

**Date/Time:** Weekday Pre

APPROACH	MVMT	LANES	VOLUME	CAPACITY	V/C	ICU ANALYSIS
Southbound	RT	0.07	35	106	0.313	N-S(1): 0.326
	TH	0.93	491	1,494	0.329 *	N-S(2): 0.348 *
	LT	1.00	51	1,600	0.032	E-W(1): 0.310 *
Westbound	RT	0.00	61	0	0.000	E-W(2): 0.276
	TH	3.00	1,112	4,800	0.244	V/C: 0.658
	LT	1.00	105	1,600	0.066 *	Lost Time: 0.100
Northbound	RT	1.00	123	1,600	0.044	ITS: 0.000
	TH	1.00	470	1,600	0.294	
	LT	1.00	30	1,600	0.019 *	
Eastbound	RT	0.00	82	0	0.000	ICU: 0.758
	TH	3.00	1,089	4,800	0.244 *	
	LT	1.00	51	1,600	0.032	LOS: C

**Date/Time:** Weekday Post

APPROACH	MVMT	LANES	VOLUME	CAPACITY	V/C	ICU ANALYSIS
Southbound	RT	0.08	16	124	0.118	N-S(1): 0.188 *
	TH	0.92	191	1,476	0.129	N-S(2): 0.145
	LT	1.00	41	1,600	0.026 *	E-W(1): 0.323 *
Westbound	RT	0.00	32	0	0.000	E-W(2): 0.114
	TH	3.00	410	4,800	0.092	V/C: 0.511
	LT	1.00	57	1,600	0.036 *	Lost Time: 0.100
Northbound	RT	1.00	76	1,600	0.030	ITS: 0.000
	TH	1.00	259	1,600	0.162 *	
	LT	1.00	26	1,600	0.016	
Eastbound	RT	0.00	35	0	0.000	ICU: 0.611
	TH	3.00	1,341	4,800	0.287 *	
	LT	1.00	35	1,600	0.022	LOS: B

\* - Denotes critical movement

**Project Title:** Inglewood Basketball & Entertainment Center EIR  
**Intersection:** 50 - Van Ness Ave & Century Blvd  
**Description:** Baseline with The Forum (No Project) - Weekend Event

Thru Lane: 1600 vph  
 Left Lane: 1600 vph  
 Double Lt Penalty: 10 %  
 ITS: 0 %  
 OLA Movements :  
 FF Movements:

N-S Split Phase : N  
 E-W Split Phase : N  
 Lost Time (% of cycle) : 10  
 V/C Round Off (decs.) : 3

**Date/Time:** Weekend Pre

APPROACH	MVMT	LANES	VOLUME	CAPACITY	V/C	ICU ANALYSIS
Southbound	RT	0.11	45	176	0.235	Mov (1): 0.190
	TH	0.89	363	1,424	0.255 *	0.281 *
	LT	1.00	46	1,600	0.029	0.277 *
Westbound	TH	0.00	63	0	0.000	Mov (2): 0.260
	LT	3.00	998	4,800	0.221	V/C: 0.558
Northbound	TH	0.00	88	1,600	0.055	Lost Time: 0.100
	LT	0.00	95	0	0.000	ITS: 0.000
	RT	0.00	419	3,200	0.128	
Eastbound	RT	0.00	63	1,600	0.039	ICU: 0.658
	TH	3.00	904	4,000	0.222 *	
	LT	1.00	100	1,600	0.063	LOS: B

\* - Denotes critical movement

**Project Title:** Inglewood Basketball & Entertainment Center EIR  
**Intersection:** 50 - Van Ness Ave & Century Blvd  
**Description:** Baseline with The Forum (No Project) - Weekend Event

Thru Lane: 1600 vph	N-S Split Phase : N
Left Lane: 1600 vph	E-W Split Phase : N
Double Lt Penalty: 10 %	Lost Time (% of cycle) : 10
ITS: 0 %	V/C Round Off (decs.) : 3
OLA Movements :	
FF Movements:	

**Date/Time:** Weekend Pre

APPROACH	MVMT	LANES	VOLUME	CAPACITY	V/C	ICU ANALYSIS
Southbound	RT	0.11	45	176	0.235	N-S(1): 0.291 *
	TH	0.89	363	1,424	0.255	N-S(2): 0.281
	LT	1.00	46	1,600	0.029 *	E-W(1): 0.277 *
Westbound	RT	0.00	63	0	0.000	E-W(2): 0.260
	TH	3.00	998	4,800	0.221	V/C: 0.568
	LT	1.00	88	1,600	0.055 *	Lost Time: 0.100
Northbound	RT	1.00	95	1,600	0.032	ITS: 0.000
	TH	1.00	419	1,600	0.262 *	
	LT	1.00	41	1,600	0.026	
Eastbound	RT	0.00	63	0	0.000	ICU: 0.668
	TH	3.00	1,004	4,800	0.222 *	
	LT	1.00	63	1,600	0.039	LOS: B

**Date/Time:** N/A

APPROACH	MVMT	LANES	VOLUME	CAPACITY	V/C	ICU ANALYSIS
Southbound	RT		0			
	TH		0			
	LT	1.00	0	1,600	0.000 #	E-W(1): 0.000 *
Westbound	RT	0.00	0	1,600	0.000	E-W(2): 0.000 *
	TH	3.00	0	4,800	0.000 *	
	LT	1.00	0	1,600	0.000 *	
Northbound	RT	1.00	0	1,600	0.000 #	Lost Time: 0.100
	TH	1.00	0	1,600	0.000 #	ITS: 0.000
	LT	1.00	0	1,600	0.000 #	
Eastbound	RT	0.00	0	1,600	0.000	
	TH	3.00	0	4,800	0.000 *	
	LT	1.00	0	1,600	0.000 *	

\* - Denotes critical movement



## Level of Service Worksheet (Circular 212 Method)




**I/S #:**  
50

**PROJECT TITLE:** Inglewood Basketball & Entertainment Center EIR  
**North-South Street:** Van Ness Ave      **East-West Street:** Century Blvd  
**Scenario:** Baseline with The Forum (No Project) - Event Weekday  
**Count Date:**      **Analyst:** <Fehr & Peers>      **Date:**

		PreGame			PostGame		
		Volume	No. of Lanes	Lane Volume	Volume	No. of Lanes	Lane Volume
No. of Phases					2		
Opposed Ø'ing: N/S-1, E/W-2 or Both-3?					0		
Right Turns: FREE-1, NRTOR-2 or OLA-3?		NB-- 0	SB-- 0		NB-- 0	SB-- 0	
ATSAC-1 or ATSAC+ATCS-2?		EB-- 0	WB-- 0		EB-- 0	WB-- 0	
Override Capacity					0		
MOVEMENT		Volume	No. of Lanes	Lane Volume	Volume	No. of Lanes	Lane Volume
NORTHBOUND	Left	30	1	30	26	1	26
	Left-Through		0			0	
	Through	470	1	297	297	1	168
	Through-Right		1			1	
	Right	123	0	123	0	0	76
SOUTHBOUND	Left-Through-Right		0			0	
	Left-Right		0			0	
	Left	51	1	51	41	1	41
	Left-Through		0			0	
	Through	491	0	491	191	0	207
EASTBOUND	Through-Right		1			1	
	Right		0		16	0	0
	Left-Through-Right		0			0	
	Left-Right		0			0	
	Left		0	51	35	1	35
WESTBOUND	Left-Through		0			0	
	Through		0	390	1341	2	459
	Through-Right		1			1	
	Right	32	0	32	35	0	35
	Left-Through-Right		0			0	
CRITICAL VOLUMES	Left-Right		0			0	
	Left	105	1	105	57	1	57
	Left-Through		0			0	
	Through	1112	2	391	1341	2	147
	Through-Right		1			1	
VOLUME/CAPACITY (V/C) RATIO:	Right	61	0	61	0	0	32
	Left-Through-Right		0			0	
	Left-Right		0			0	
V/C LESS ATSAC/ATCS ADJUSTMENT:		North-South:		556	East-West:		233
		East-West:		495	SUM:		516
		SUM:		1051	SUM:		749
LEVEL OF SERVICE (LOS):				0.701			0.499
				0.701			0.499
				<b>C</b>			<b>A</b>



**Level of Service Worksheet  
(Circular 212 Method)**



**I/S #:**  
50

**PROJECT TITLE:** Inglewood Basketball & Entertainment Center EIR  
**North-South Street:** Van Ness Ave      **East-West Street:** Century Blvd  
**Scenario:** Baseline with The Forum (No Project) - Event Weekday  
**Count Date:**      **Analyst:** <Fehr & Peers>      **Date:**

		PreGame			PostGame		
		Volume	No. of Lanes	Lane Volume	Volume	No. of Lanes	Lane Volume
No. of Phases					2		
Opposed Ø'ing: N/S-1, E/W-2 or Both-3?					0		
Right Turns: FREE-1, NRTOR-2 or OLA-3?		NB-- 0	SB-- 0		NB-- 0	SB-- 0	
		EB-- 0	WB-- 0		EB-- 0	WB-- 0	
ATSAC-1 or ATSAC+ATCS-2?					0		
Override Capacity					0		
MOVEMENT		Volume	No. of Lanes	Lane Volume	Volume	No. of Lanes	Lane Volume
NORTHBOUND	Left	30	1	30	26	1	26
	Left-Through		0			0	
	Through	470	1	470	259	1	259
	Through-Right		0			0	
	Right	123	1	71	76	1	48
	Left-Through-Right		0			0	
	Left-Right		0			0	
SOUTHBOUND	Left	51	1	51	41	1	41
	Left-Through		0			0	
	Through	491	0	526	191	0	207
	Through-Right		1			1	
	Right	35	0	0	16	0	0
	Left-Through-Right		0			0	
	Left-Right		0			0	
EASTBOUND	Left	51	1	51	35	1	35
	Left-Through		0			0	
	Through	1089	2	390	1341	2	459
	Through-Right		1			1	
	Right	82	0	82	35	0	35
	Left-Through-Right		0			0	
	Left-Right		0			0	
WESTBOUND	Left	105	1	105	57	1	57
	Left-Through		0			0	
	Through	1112	2	391	410	2	147
	Through-Right		1			1	
	Right	61	0	61	32	0	32
	Left-Through-Right		0			0	
	Left-Right		0			0	
<b>CRITICAL VOLUMES</b>		North-South: 556			North-South: 300		
		East-West: 495			East-West: 516		
		SUM: 1051			SUM: 816		
<b>VOLUME/CAPACITY (V/C) RATIO:</b>		0.701			0.544		
<b>V/C LESS ATSAC/ATCS ADJUSTMENT:</b>		0.701			0.544		
<b>LEVEL OF SERVICE (LOS):</b>		<b>C</b>			<b>A</b>		

Version: 1i Beta; 8/4/2011



## Level of Service Worksheet (Circular 212 Method)



**I/S #:** 50      **PROJECT TITLE:** Inglewood Basketball & Entertainment Center EIR  
**North-South Street:** Van Ness Ave      **East-West Street:** Century Blvd  
**Scenario:** Baseline with The Forum - Event Weekend  
**Count Date:**      **Analyst:** <Fehr & Peers>      **Date:**


		PreGame			N/A		
		No. of Phases			N/A		
Opposed Ø'ing: N/S-1, E/W-2 or Both-3?		2			0		
Right Turns: FREE-1, NRTOR-2 or OLA-3?		NB-- 0	SB-- 0	NB-- 0	SB-- 0		
ATSAC-1 or ATSAC+ATCS-2?		EB-- 0	WB-- 0	EB-- 0	WB-- 0		
Override Capacity		0			0		
MOVEMENT		Volume	No. of Lanes	Lane Volume	Volume	No. of Lanes	Lane Volume
NORTHBOUND	Left	41	1	41			0
	Left-Through		0				
	Through	419	1	257			0
	Through-Right		1				
	Right	95	0	95			0
SOUTHBOUND	Left-Through-Right		0				
	Left-Right		0				
	Left	46	1				0
	Left-Through		0				
	Through	363	0				0
EASTBOUND	Through-Right		1				
	Right			0			0
	Left-Through-Right						
	Left-Right						
	Left			63			0
WESTBOUND	Left-Through						
	Through			356			0
	Through-Right						
	Right	63	0	63			0
	Left-Through-Right		0				
CRITICAL VOLUMES	Left-Right		0				
	Left	88	1				0
	Left-Through		0				
	Through	998	2	354			0
	Through-Right		1				
	Right	63	0	63			0
	Left-Through-Right		0				
	Left-Right		0				
		North-South:		449	East-West:		0
		East-West:		444	SUM:		0
		SUM:		893	SUM:		0
VOLUME/CAPACITY (V/C) RATIO:				0.595			0.000
V/C LESS ATSAC/ATCS ADJUSTMENT:				0.595			0.000
LEVEL OF SERVICE (LOS):				A			A

Version: 1i Beta; 8/4/2011





**Level of Service Worksheet  
(Circular 212 Method)**



**I/S #:**  
50

**PROJECT TITLE:** Inglewood Basketball & Entertainment Center EIR  
**North-South Street:** Van Ness Ave      **East-West Street:** Century Blvd  
**Scenario:** Baseline with The Forum - Event Weekend  
**Count Date:**      **Analyst:** <Fehr & Peers>      **Date:**

		PreGame			N/A		
No. of Phases		2					
Opposed Ø'ing: N/S-1, E/W-2 or Both-3?		0					
Right Turns: FREE-1, NRTOR-2 or OLA-3?		NB-- 0	SB-- 0	NB-- 0	SB-- 0		
ATSAC-1 or ATSAC+ATCS-2?		EB-- 0	WB-- 0	EB-- 0	WB-- 0		
Override Capacity		0					
MOVEMENT		Volume	No. of Lanes	Lane Volume	Volume	No. of Lanes	Lane Volume
NORTHBOUND	Left	41	1	41			0
	Left-Through		0				
	Through	419	1	419			0
	Through-Right		0				
	Right	95	1	51			0
	Left-Through-Right		0				
	Left-Right		0				
SOUTHBOUND	Left	46	1	46			0
	Left-Through		0				
	Through	363	0	408			0
	Through-Right		1				
	Right	45	0	0			0
	Left-Through-Right		0				
	Left-Right		0				
EASTBOUND	Left	63	1	63			0
	Left-Through		0				
	Through	1004	2	356			0
	Through-Right		1				
	Right	63	0	63			0
	Left-Through-Right		0				
	Left-Right		0				
WESTBOUND	Left	88	1	88			0
	Left-Through		0				
	Through	998	2	354			0
	Through-Right		1				
	Right	63	0	63			0
	Left-Through-Right		0				
	Left-Right		0				
<b>CRITICAL VOLUMES</b>		North-South:		465	North-South:		0
		East-West:		444	East-West:		0
		SUM:		909	SUM:		0
<b>VOLUME/CAPACITY (V/C) RATIO:</b>				0.606			0.000
<b>V/C LESS ATSAC/ATCS ADJUSTMENT:</b>				0.606			0.000
<b>LEVEL OF SERVICE (LOS):</b>				<b>B</b>			<b>A</b>

Version: 1i Beta; 8/4/2011

**Project Title:** Inglewood Basketball & Entertainment Center EIR  
**Intersection:** 50 - Van Ness Ave & Century Blvd  
**Description:** Baseline with The Forum plus Project - Weekday Event

Thru Lane:	1600 vph	N-S Split Phase :	N
Left Lane:	1600 vph	E-W Split Phase :	N
Double Lt Penalty:	10 %	Lost Time (% of cycle) :	10
ITS:	0 %	V/C Round Off (decs.) :	3
OLA Movements :			
FF Movements:			

**Date/Time:** Weekday Pre

APPROACH	MVMT	LANES	VOLUME	CAPACITY	V/C	ICU ANALYSIS
Southbound	RT	0.10	56	164	0.324	N-S(1): 0.217
	TH	0.90	491	1,436	0.342 *	0.367 *
	LT	1.00	51	1,600	0.032	0.328
Westbound	RT	0.00	61	0	0.000	N-S(2): 0.403 *
	TH	3.00	1,705	4,800	0.368	V/C: 0.770
Northbound	RT	0.00	105	1,600	0.065	Lost Time: 0.100
	TH	0.00	123	0	0.000	ITS: 0.000
	LT	0.00	470	3,200	0.147	
Eastbound	RT	0.00	82	0	0.000	ICU: 0.870
	TH	3.00	174	4,800	0.262	
	LT	1.00	132	1,600	0.035 *	LOS: D

**Date/Time:** Weekday Post

APPROACH	MVMT	LANES	VOLUME	CAPACITY	V/C	ICU ANALYSIS
Southbound	RT	0.12	71	164	0.095	N-S(1): 0.131
	TH	0.88	497	1,436	0.136 *	N-S(2): 0.170 *
	LT	1.00	41	1,600	0.026	E-W(1): 0.539 *
Westbound	RT	0.00	32	0	0.000	E-W(2): 0.193
	TH	0.00	497	4,800	0.103	V/C: 0.709
	LT	0.00	57	1,600	0.036	Lost Time: 0.100
Northbound	RT	0.00	76	0	0.000	ITS: 0.000
	TH	0.00	259	3,200	0.159	
	LT	1.00	55	1,600	0.034	
Eastbound	RT	0.00	74	0	0.000	ICU: 0.809
	TH	3.00	2,340	4,800	0.503 *	
	LT	1.00	132	1,600	0.083	LOS: D

\* - Denotes critical movement

THIS PAGE REPLACES THE PRECEDING PAGE

**Project Title:** Inglewood Basketball & Entertainment Center EIR  
**Intersection:** 50 - Van Ness Ave & Century Blvd  
**Description:** Baseline with The Forum plus Project - Weekday Event

Thru Lane:	1600 vph	N-S Split Phase :	N
Left Lane:	1600 vph	E-W Split Phase :	N
Double Lt Penalty:	10 %	Lost Time (% of cycle) :	10
ITS:	0 %	V/C Round Off (decs.) :	3
OLA Movements :			
FF Movements:			

**Date/Time:** Weekday Pre

APPROACH	MVMT	LANES	VOLUME	CAPACITY	V/C	ICU ANALYSIS
Southbound	RT	0.10	56	164	0.324	N-S(1): 0.326
	TH	0.90	491	1,436	0.342 *	N-S(2): 0.367 *
	LT	1.00	51	1,600	0.032	E-W(1): 0.328
Westbound	RT	0.00	61	0	0.000	E-W(2): 0.403 *
	TH	3.00	1,705	4,800	0.368 *	V/C: 0.770
	LT	1.00	105	1,600	0.066	Lost Time: 0.100
Northbound	RT	1.00	123	1,600	0.044	ITS: 0.000
	TH	1.00	470	1,600	0.294	
	LT	1.00	40	1,600	0.025 *	
Eastbound	RT	0.00	82	0	0.000	ICU: 0.870
	TH	3.00	1,174	4,800	0.262	
	LT	1.00	56	1,600	0.035 *	LOS: D

**Date/Time:** Weekday Post

APPROACH	MVMT	LANES	VOLUME	CAPACITY	V/C	ICU ANALYSIS
Southbound	RT	0.12	27	198	0.095	N-S(1): 0.188 *
	TH	0.88	191	1,402	0.136	N-S(2): 0.170
	LT	1.00	41	1,600	0.026 *	E-W(1): 0.539 *
Westbound	RT	0.00	32	0	0.000	E-W(2): 0.193
	TH	3.00	497	4,800	0.110	V/C: 0.727
	LT	1.00	57	1,600	0.036 *	Lost Time: 0.100
Northbound	RT	1.00	76	1,600	0.030	ITS: 0.000
	TH	1.00	259	1,600	0.162 *	
	LT	1.00	55	1,600	0.034	
Eastbound	RT	0.00	74	0	0.000	ICU: 0.827
	TH	3.00	2,340	4,800	0.503 *	
	LT	1.00	132	1,600	0.083	LOS: D

\* - Denotes critical movement

**Project Title:** Inglewood Basketball & Entertainment Center EIR  
**Intersection:** 50 - Van Ness Ave & Century Blvd  
**Description:** Baseline with The Forum plus Project - Weekend Event

Thru Lane: 1600 vph  
 Left Lane: 1600 vph  
 Double Lt Penalty: 10 %  
 ITS: 0 %  
 OLA Movements :  
 FF Movements:

N-S Split Phase : N  
 E-W Split Phase : N  
 Lost Time (% of cycle) : 10  
 V/C Round Off (decs.) : 3

**Date/Time:** Weekend Pre

APPROACH	MVMT	LANES	VOLUME	CAPACITY	V/C	ICU ANALYSIS
Southbound	RT	0.15	65	243	0.246	Mov (1): 0.190
	TH	0.85	363	1,357	0.268 *	0.300 *
	LT	1.00	46	1,600	0.029	0.295
Westbound	TH	0.00	63	0	0.000	Mov (2): 0.386 *
	LT	3.00	1,581	4,800	0.342	V/C: 0.686
Northbound	TH	0.00	88	1,600	0.055	Lost Time: 0.100
	LT	0.00	95	0	0.000	ITS: 0.000
	RT	0.00	419	3,200	0.131	
Eastbound	RT	0.00	63	1,600	0.039	ICU: 0.786
	TH	3.00	291	1,600	0.240	
	LT	1.00	46	1,600	0.043 *	LOS: C

\* - Denotes critical movement

<b>Project Title:</b>	<b>Inglewood Basketball &amp; Entertainment Center EIR</b>		
<b>Intersection:</b>	<b>50 - Van Ness Ave &amp; Century Blvd</b>		
<b>Description:</b>	<b>Baseline with The Forum plus Project - Weekend Event</b>		
Thru Lane:	1600 vph	N-S Split Phase :	N
Left Lane:	1600 vph	E-W Split Phase :	N
Double Lt Penalty:	10 %	Lost Time (% of cycle) :	10
ITS:	0 %	V/C Round Off (decs.) :	3
OLA Movements :			
FF Movements:			
<b>Date/Time:</b>	<b>Weekend Pre</b>		

APPROACH	MVMT	LANES	VOLUME	CAPACITY	V/C	ICU ANALYSIS
Southbound	RT	0.15	65	243	0.246	N-S(1): 0.291
	TH	0.85	363	1,357	0.268 *	N-S(2): 0.300 *
	LT	1.00	46	1,600	0.029	E-W(1): 0.295
Westbound	RT	0.00	63	0	0.000	E-W(2): 0.386 *
	TH	3.00	1,581	4,800	0.343 *	V/C: 0.686
	LT	1.00	88	1,600	0.055	Lost Time: 0.100
Northbound	RT	1.00	95	1,600	0.032	ITS: 0.000
	TH	1.00	419	1,600	0.262	
	LT	1.00	51	1,600	0.032 *	
Eastbound	RT	0.00	63	0	0.000	ICU: 0.786
	TH	3.00	1,091	4,800	0.240	
	LT	1.00	69	1,600	0.043 *	LOS: C

<b>Date/Time:</b>	<b>N/A</b>
-------------------	------------

APPROACH	MVMT	LANES	VOLUME	CAPACITY	V/C	ICU ANALYSIS
Southbound	RT		0			
	TH		0			
	LT	1.00	0	1,600	0.000 #	E-W(1): 0.000 *
Westbound	RT	0.00	0	1,600	0.000	E-W(2): 0.000 *
	TH	3.00	0	4,800	0.000 *	
	LT	1.00	0	1,600	0.000 *	
Northbound	RT	1.00	0	1,600	0.000 #	Lost Time: 0.100
	TH	1.00	0	1,600	0.000 #	ITS: 0.000
	LT	1.00	0	1,600	0.000 #	
Eastbound	RT	0.00	0	1,600	0.000	
	TH	3.00	0	4,800	0.000 *	
	LT	1.00	0	1,600	0.000 *	

\* - Denotes critical movement



## Level of Service Worksheet (Circular 212 Method)




**I/S #:**  
50

**PROJECT TITLE:** Inglewood Basketball & Entertainment Center EIR  
**North-South Street:** Van Ness Ave      **East-West Street:** Century Blvd  
**Scenario:** Baseline with The Forum plus Project - Event Weekday  
**Count Date:**      **Analyst:** <Fehr & Peers>      **Date:**

		PreGame			PostGame		
		Volume	No. of Lanes	Lane Volume	Volume	No. of Lanes	Lane Volume
No. of Phases					2		
Opposed Ø'ing: N/S-1, E/W-2 or Both-3?					0		
Right Turns: FREE-1, NRTOR-2 or OLA-3?		NB-- 0	SB-- 0		NB-- 0	SB-- 0	
ATSAC-1 or ATSAC+ATCS-2?		EB-- 0	WB-- 0		EB-- 0	WB-- 0	
Override Capacity					0		
MOVEMENT		Volume	No. of Lanes	Lane Volume	Volume	No. of Lanes	Lane Volume
NORTHBOUND	Left	40	1	40	55	1	55
	Left-Through		0			0	
	Through	470	1	297	297	1	168
	Through-Right		1			1	
	Right	123	0	123	123	0	76
SOUTHBOUND	Left-Through-Right		0			0	
	Left-Right		0			0	
	Left	51	1		41	1	41
	Left-Through		0			0	
	Through	491	0		191	0	218
EASTBOUND	Through-Right		1			1	
	Right		0		27	0	0
	Left-Through-Right		0			0	
	Left-Right		0			0	
	Left		0	56	132	1	132
WESTBOUND	Left-Through		0			0	
	Through		0	419	2340	2	805
	Through-Right		1			1	
	Right	32	0	32	74	0	74
	Left-Through-Right		0			0	
CRITICAL VOLUMES	Left-Right		0			0	
	Left	105	1		57	1	57
	Left-Through		0			0	
	Through	1705	2	589		2	176
	Through-Right		1			1	
VOLUME/CAPACITY (V/C) RATIO:	Right	61	0	61	61	0	32
	Left-Through-Right		0			0	
	Left-Right		0			0	
V/C LESS ATSAC/ATCS ADJUSTMENT:		North-South:		587	East-West:		273
		East-West:		645	SUM:		862
		SUM:		1232	SUM:		1135
LEVEL OF SERVICE (LOS):				0.821			0.757
				0.821			0.757
				<b>D</b>			<b>C</b>



**Level of Service Worksheet  
(Circular 212 Method)**



**I/S #:**  
50

**PROJECT TITLE:** Inglewood Basketball & Entertainment Center EIR  
**North-South Street:** Van Ness Ave      **East-West Street:** Century Blvd  
**Scenario:** Baseline with The Forum plus Project - Event Weekday  
**Count Date:**      **Analyst:** <Fehr & Peers>      **Date:**

		PreGame			PostGame		
		No. of Phases					
Opposed Ø'ing: N/S-1, E/W-2 or Both-3?			2			2	
Right Turns: FREE-1, NRTOR-2 or OLA-3?		NB-- 0	0	SB-- 0	NB-- 0	0	SB-- 0
ATSAC-1 or ATSAC+ATCS-2?		EB-- 0	0	WB-- 0	EB-- 0	0	WB-- 0
Override Capacity			0			0	
MOVEMENT		Volume	No. of Lanes	Lane Volume	Volume	No. of Lanes	Lane Volume
NORTHBOUND	Left	40	1	40	55	1	55
	Left-Through		0			0	
	Through	470	1	470	259	1	259
	Through-Right		0			0	
	Right	123	1	71	76	1	48
	Left-Through-Right		0			0	
	Left-Right		0			0	
SOUTHBOUND	Left	51	1	51	41	1	41
	Left-Through		0			0	
	Through	491	0	547	191	0	218
	Through-Right		1			1	
	Right	56	0	0	27	0	0
	Left-Through-Right		0			0	
	Left-Right		0			0	
EASTBOUND	Left	56	1	56	132	1	132
	Left-Through		0			0	
	Through	1174	2	419	2340	2	805
	Through-Right		1			1	
	Right	82	0	82	74	0	74
	Left-Through-Right		0			0	
	Left-Right		0			0	
WESTBOUND	Left	105	1	105	57	1	57
	Left-Through		0			0	
	Through	1705	2	589	497	2	176
	Through-Right		1			1	
	Right	61	0	61	32	0	32
	Left-Through-Right		0			0	
	Left-Right		0			0	
<b>CRITICAL VOLUMES</b>		<i>North-South:</i> 587		<i>North-South:</i> 300			
		<i>East-West:</i> 645		<i>East-West:</i> 862			
		<i>SUM:</i> 1232		<i>SUM:</i> 1162			
<b>VOLUME/CAPACITY (V/C) RATIO:</b>						0.775	
<b>V/C LESS ATSAC/ATCS ADJUSTMENT:</b>						0.775	
<b>LEVEL OF SERVICE (LOS):</b>						<b>D</b>	
						<b>C</b>	

Version: 1i Beta; 8/4/2011



## Level of Service Worksheet (Circular 212 Method)



**I/S #:** 50      **PROJECT TITLE:** Inglewood Basketball & Entertainment Center EIR  
**North-South Street:** Van Ness Ave      **East-West Street:** Century Blvd  
**Scenario:** Baseline with The Forum plus Project - Event Weekend  
**Count Date:**      **Analyst:** <Fehr & Peers>      **Date:**

MOVEMENT		PreGame			N/A		
		Volume	No. of Lanes	Lane Volume	Volume	No. of Lanes	Lane Volume
No. of Phases		2					
Opposed Ø'ing: N/S-1, E/W-2 or Both-3?		0					
Right Turns: FREE-1, NRTOR-2 or OLA-3?		NB-- 0	SB-- 0		NB-- 0	SB-- 0	
ATSAC-1 or ATSAC+ATCS-2?		EB-- 0	WB-- 0		EB-- 0	WB-- 0	
Override Capacity		0					
MOVEMENT		Volume	No. of Lanes	Lane Volume	Volume	No. of Lanes	Lane Volume
NORTHBOUND	Left	51	1	51			0
	Left-Through		0				
	Through	419	1	257			0
	Through-Right		1				
	Right	95	0	95			0
SOUTHBOUND	Left-Through-Right		0				
	Left-Right		0				
	Left	46	1				0
	Left-Through		0				
	Through	363	0				0
EASTBOUND	Through-Right		1				
	Right			0			0
	Left-Through-Right						
	Left-Right						
	Left			69			0
WESTBOUND	Left-Through						
	Through			385			0
	Through-Right						
	Right	63		63			0
	Left-Through-Right		0				
CRITICAL VOLUMES	Left-Right		0				
	Left	88	1				0
	Left-Through		0				
	Through	1581	2	548			0
	Through-Right		1				
VOLUME/CAPACITY (V/C) RATIO:	Right	63	0	63			0
	Left-Through-Right		0				
	Left-Right		0				
North-South:				479	East-West:		0
East-West:				617	SUM:		0
SUM:				1096	SUM:		0
VOLUME/CAPACITY (V/C) RATIO:				0.731			0.000
V/C LESS ATSAC/ATCS ADJUSTMENT:				0.731			0.000
LEVEL OF SERVICE (LOS):				<b>C</b>			<b>A</b>





**Level of Service Worksheet  
(Circular 212 Method)**



**I/S #:**  
50

**PROJECT TITLE:** Inglewood Basketball & Entertainment Center EIR  
**North-South Street:** Van Ness Ave      **East-West Street:** Century Blvd  
**Scenario:** Baseline with The Forum plus Project - Event Weekend  
**Count Date:**      **Analyst:** <Fehr & Peers>      **Date:**

		PreGame			N/A		
		No. of Phases			N/A		
Opposed Ø'ing: N/S-1, E/W-2 or Both-3?		2			0		
Right Turns: FREE-1, NRTOR-2 or OLA-3?		NB-- 0	SB-- 0	NB-- 0	SB-- 0	0	
ATSAC-1 or ATSAC+ATCS-2?		EB-- 0	WB-- 0	EB-- 0	WB-- 0	0	
Override Capacity		0			0		
MOVEMENT		Volume	No. of Lanes	Lane Volume	Volume	No. of Lanes	Lane Volume
NORTHBOUND	Left	51	1	51			0
	Left-Through		0				
	Through	419	1	419			0
	Through-Right		0				
	Right	95	1	51			0
	Left-Through-Right		0				
	Left-Right		0				
SOUTHBOUND	Left	46	1	46			0
	Left-Through		0				
	Through	363	0	428			0
	Through-Right		1				
	Right	65	0	0			0
	Left-Through-Right		0				
	Left-Right		0				
EASTBOUND	Left	69	1	69			0
	Left-Through		0				
	Through	1091	2	385			0
	Through-Right		1				
	Right	63	0	63			0
	Left-Through-Right		0				
	Left-Right		0				
WESTBOUND	Left	88	1	88			0
	Left-Through		0				
	Through	1581	2	548			0
	Through-Right		1				
	Right	63	0	63			0
	Left-Through-Right		0				
	Left-Right		0				
<b>CRITICAL VOLUMES</b>		North-South: 479			North-South: 0		
		East-West: 617			East-West: 0		
		SUM: 1096			SUM: 0		
<b>VOLUME/CAPACITY (V/C) RATIO:</b>		0.731			0.000		
<b>V/C LESS ATSAC/ATCS ADJUSTMENT:</b>		0.731			0.000		
<b>LEVEL OF SERVICE (LOS):</b>		<b>C</b>			<b>A</b>		

Version: 1i Beta; 8/4/2011

**Project Title:** Inglewood Basketball & Entertainment Center EIR  
**Intersection:** 50 - Van Ness Ave & Century Blvd  
**Description:** Baseline with NFL Stadium (No Project) - Weekend Event

Thru Lane: 1600 vph  
 Left Lane: 1600 vph  
 Double Lt Penalty: 10 %  
 ITS: 0 %  
 OLA Movements :  
 FF Movements:

N-S Split Phase : N  
 E-W Split Phase : N  
 Lost Time (% of cycle) : 10  
 V/C Round Off (decs.) : 3

**Date/Time:** Weekend Pre

APPROACH	MVMT	LANES	VOLUME	CAPACITY	V/C	ICU ANALYSIS	
Southbound	RT	0.11	45	176	0.233	Move (1):	0.190
	TH	0.89	363	1,424	0.255 *		0.281 *
	LT	1.00	46	1,600	0.029		0.297 *
Westbound	RT	0.00	63	0	0.000	Move (2):	0.226
	TH	3.00	813	4,800	0.182		
	LT	1.00	88	1,600	0.055	V/C:	0.578
Northbound	RT		95	0		Lost Time:	0.100
	TH		419	3,200		ITS:	0.000
	LT		41	1,600			
Eastbound	RT		63			ICU:	0.678
	TH	3.00	100		0.242 *		
	LT	1.00			0.043	LOS:	B

\* - Denotes critical movement

**Project Title:** Inglewood Basketball & Entertainment Center EIR  
**Intersection:** 50 - Van Ness Ave & Century Blvd  
**Description:** Baseline with NFL Stadium (No Project) - Weekend Event

Thru Lane: 1600 vph	N-S Split Phase : N
Left Lane: 1600 vph	E-W Split Phase : N
Double Lt Penalty: 10 %	Lost Time (% of cycle) : 10
ITS: 0 %	V/C Round Off (decs.) : 3
OLA Movements :	
FF Movements:	

**Date/Time:** Weekend Pre

APPROACH	MVMT	LANES	VOLUME	CAPACITY	V/C	ICU ANALYSIS
Southbound	RT	0.11	45	176	0.233	N-S(1): 0.291 *
	TH	0.89	363	1,424	0.255	N-S(2): 0.281
	LT	1.00	46	1,600	0.029 *	E-W(1): 0.297 *
Westbound	RT	0.00	63	0	0.000	E-W(2): 0.226
	TH	3.00	813	4,800	0.183	V/C: 0.588
	LT	1.00	88	1,600	0.055 *	Lost Time: 0.100
Northbound	RT	1.00	95	1,600	0.032	ITS: 0.000
	TH	1.00	419	1,600	0.262 *	
	LT	1.00	41	1,600	0.026	
Eastbound	RT	0.00	63	0	0.000	ICU: 0.688
	TH	3.00	1,100	4,800	0.242 *	
	LT	1.00	69	1,600	0.043	LOS: B

**Date/Time:** N/A

APPROACH	MVMT	LANES	VOLUME	CAPACITY	V/C	ICU ANALYSIS
Southbound	RT		0			
	TH		0			
	LT	1.00	0	1,600	0.000 #	E-W(1): 0.000 *
Westbound	RT	0.00	0	1,600	0.000	E-W(2): 0.000 *
	TH	3.00	0	4,800	0.000 *	
	LT	1.00	0	1,600	0.000 *	
Northbound	RT	1.00	0	1,600	0.000 #	Lost Time: 0.100
	TH	1.00	0	1,600	0.000 #	ITS: 0.000
	LT	1.00	0	1,600	0.000 #	
Eastbound	RT	0.00	0	1,600	0.000	
	TH	3.00	0	4,800	0.000 *	
	LT	1.00	0	1,600	0.000 *	

\* - Denotes critical movement



## Level of Service Worksheet (Circular 212 Method)



**I/S #:**  
50

**PROJECT TITLE:** Inglewood Basketball & Entertainment Center EIR  
**North-South Street:** Van Ness Ave      **East-West Street:** Century Blvd  
**Scenario:** Baseline with NFL Stadium - Event Weekend  
**Count Date:**      **Analyst:** <Fehr & Peers>      **Date:**

		PreGame			N/A	
		Volume	No. of Lanes	Lane Volume	Volume	Lane Volume
No. of Phases Opposed Ø'ing: N/S-1, E/W-2 or Both-3? Right Turns: FREE-1, NRTOR-2 or OLA-3? ATSAC-1 or ATSAC+ATCS-2? Override Capacity					N/A	
					2	
					0	
		NB-- 0      SB-- 0			NB--      SB--	
		EB-- 0      WB-- 0			EB--      WB--	
					0	
					0	
MOVEMENT		Volume	No. of Lanes	Lane Volume	Volume	Lane Volume
NORTHBOUND	↖	41	1	41		0
	↗		0			0
	→	419	1	257		0
	↘	95	1	95		0
	↙		0			0
SOUTHBOUND	↖	46	1			0
	↗		0			0
	→	363	0			0
	↘		1			0
	↙		0			0
EASTBOUND	↖			69		0
	↗					0
	→			388		0
	↘	63		63		0
	↙		0			0
WESTBOUND	↖	88	1			0
	↗		0			0
	→	813	2	292		0
	↘	63	1	63		0
	↙		0			0
<b>CRITICAL VOLUMES</b>		North-South:			449	0
		East-West:			476	0
		SUM:			925	0
<b>VOLUME/CAPACITY (V/C) RATIO:</b>					0.617	0.000
<b>V/C LESS ATSAC/ATCS ADJUSTMENT:</b>					0.617	0.000
<b>LEVEL OF SERVICE (LOS):</b>					<b>B</b>	<b>A</b>



**Level of Service Worksheet  
(Circular 212 Method)**



**I/S #:**  
50

**PROJECT TITLE:** Inglewood Basketball & Entertainment Center EIR  
**North-South Street:** Van Ness Ave      **East-West Street:** Century Blvd  
**Scenario:** Baseline with NFL Stadium - Event Weekend  
**Count Date:**      **Analyst:** <Fehr & Peers>      **Date:**

		PreGame			N/A		
		No. of Phases			N/A		
Opposed Ø'ing: N/S-1, E/W-2 or Both-3?		2			0		
Right Turns: FREE-1, NRTOR-2 or OLA-3?		NB-- 0	SB-- 0	NB-- 0	SB-- 0		
ATSAC-1 or ATSAC+ATCS-2?		EB-- 0	WB-- 0	EB-- 0	WB-- 0		
Override Capacity		0			0		
MOVEMENT		Volume	No. of Lanes	Lane Volume	Volume	No. of Lanes	Lane Volume
NORTHBOUND	Left	41	1	41			0
	Left-Through		0				
	Through	419	1	419			0
	Through-Right		0				
	Right	95	1	51			0
	Left-Through-Right		0				
	Left-Right		0				
SOUTHBOUND	Left	46	1	46			0
	Left-Through		0				
	Through	363	0	408			0
	Through-Right		1				
	Right	45	0	0			0
	Left-Through-Right		0				
	Left-Right		0				
EASTBOUND	Left	69	1	69			0
	Left-Through		0				
	Through	1100	2	388			0
	Through-Right		1				
	Right	63	0	63			0
	Left-Through-Right		0				
	Left-Right		0				
WESTBOUND	Left	88	1	88			0
	Left-Through		0				
	Through	813	2	292			0
	Through-Right		1				
	Right	63	0	63			0
	Left-Through-Right		0				
	Left-Right		0				
<b>CRITICAL VOLUMES</b>		North-South: 465		465	North-South: 0		0
		East-West: 476		476	East-West: 0		0
		SUM: 941		941	SUM: 0		0
<b>VOLUME/CAPACITY (V/C) RATIO:</b>				0.627			0.000
<b>V/C LESS ATSAC/ATCS ADJUSTMENT:</b>				0.627			0.000
<b>LEVEL OF SERVICE (LOS):</b>				<b>B</b>			<b>A</b>

**Project Title:** Inglewood Basketball & Entertainment Center EIR  
**Intersection:** 50 - Van Ness Ave & Century Blvd  
**Description:** Baseline with NFL plus Project - Weekend Event

Thru Lane: 1600 vph  
 Left Lane: 1600 vph  
 Double Lt Penalty: 10 %  
 ITS: 0 %  
 OLA Movements :  
 FF Movements:

N-S Split Phase : N  
 E-W Split Phase : N  
 Lost Time (% of cycle) : 10  
 V/C Round Off (decs.) : 3

**Date/Time:** Weekend Pre

APPROACH	MVMT	LANES	VOLUME	CAPACITY	V/C	ICU ANALYSIS
Southbound	RT	0.21	98	340	0.264	Mov(1): 0.190
	TH	0.79	363	1,260	0.288 *	0.328 *
	LT	1.00	46	1,600	0.029	0.319
Westbound	TH	0.00	63	0	0.000	Mov(2): 0.374 *
	LT	3.00	1,502	4,800	0.320	V/C: 0.702
Northbound	TH	0.00	88	1,600	0.055	Lost Time: 0.100
	LT	0.00	95	0	0.000	ITS: 0.000
	RT	0.00	419	3,200	0.131	
Eastbound	RT	0.00	80	1,600	0.050	ICU: 0.802
	TH	3.00	1,890	4,800	0.264	
	LT	1.00	170	1,600	0.048 *	LOS: D

\* - Denotes critical movement

<b>Project Title:</b>	<b>Inglewood Basketball &amp; Entertainment Center EIR</b>		
<b>Intersection:</b>	<b>50 - Van Ness Ave &amp; Century Blvd</b>		
<b>Description:</b>	<b>Baseline with NFL plus Project - Weekend Event</b>		
Thru Lane:	1600 vph	N-S Split Phase :	N
Left Lane:	1600 vph	E-W Split Phase :	N
Double Lt Penalty:	10 %	Lost Time (% of cycle) :	10
ITS:	0 %	V/C Round Off (decs.) :	3
OLA Movements :			
FF Movements:			
<b>Date/Time:</b>	<b>Weekend Pre</b>		

APPROACH	MVMT	LANES	VOLUME	CAPACITY	V/C	ICU ANALYSIS
Southbound	RT	0.21	98	340	0.264	N-S(1): 0.291
	TH	0.79	363	1,260	0.288 *	N-S(2): 0.328 *
	LT	1.00	46	1,600	0.029	E-W(1): 0.319
Westbound	RT	0.00	63	0	0.000	E-W(2): 0.374 *
	TH	3.00	1,502	4,800	0.326 *	V/C: 0.702
	LT	1.00	88	1,600	0.055	Lost Time: 0.100
Northbound	RT	1.00	95	1,600	0.032	ITS: 0.000
	TH	1.00	419	1,600	0.262	
	LT	1.00	64	1,600	0.040 *	
Eastbound	RT	0.00	80	0	0.000	ICU: 0.802
	TH	3.00	1,189	4,800	0.264	
	LT	1.00	77	1,600	0.048 *	LOS: D

<b>Date/Time:</b>	<b>N/A</b>
-------------------	------------

APPROACH	MVMT	LANES	VOLUME	CAPACITY	V/C	ICU ANALYSIS
Southbound	RT		0			
	TH		0			
	LT	1.00	0	1,600	0.000 #	E-W(1): 0.000 *
Westbound	RT	0.00	0	1,600	0.000	E-W(2): 0.000 *
	TH	3.00	0	4,800	0.000 *	
	LT	1.00	0	1,600	0.000 *	
Northbound	RT	1.00	0	1,600	0.000 #	Lost Time: 0.100
	TH	1.00	0	1,600	0.000 #	ITS: 0.000
	LT	1.00	0	1,600	0.000 #	
Eastbound	RT	0.00	0	1,600	0.000	
	TH	3.00	0	4,800	0.000 *	
	LT	1.00	0	1,600	0.000 *	

\* - Denotes critical movement



## Level of Service Worksheet (Circular 212 Method)




**I/S #:** 50      **PROJECT TITLE:** Inglewood Basketball & Entertainment Center EIR  
**North-South Street:** Van Ness Ave      **East-West Street:** Century Blvd  
**Scenario:** Baseline with NFL Stadium plus Project - Event Weekend  
**Count Date:**      **Analyst:** <Fehr & Peers>      **Date:**

		PreGame			N/A		
		No. of Phases			N/A		
Opposed Ø'ing: N/S-1, E/W-2 or Both-3?		2					
Right Turns: FREE-1, NRTOR-2 or OLA-3?		0					
ATSAC-1 or ATSAC+ATCS-2?		0					
Override Capacity		0					
		NB--	0	SB--	0	NB--	SB--
		EB--	0	WB--	0	EB--	WB--
		0					
		0					
MOVEMENT		Volume	No. of Lanes	Lane Volume	Volume	No. of Lanes	Lane Volume
NORTHBOUND	Left	64	1	64			0
	Left-Through		0				
	Through	419	1	257			0
	Through-Right		1				
	Right	95	0	95			0
SOUTHBOUND	Left-Through-Right		0				
	Left-Right		0				
	Left	46	1				0
	Left-Through		0				
	Through	363	0				0
EASTBOUND	Through-Right		1				
	Right			0			0
	Left-Through-Right						
	Left-Right						
	Left			77			0
WESTBOUND	Left-Through						
	Through			423			0
	Through-Right						
	Right	30		80			0
	Left-Through-Right		0				
WESTBOUND	Left-Right		0				
	Left	88	1				0
	Left-Through		0				
	Through	1502	2	522			0
	Through-Right		1				
WESTBOUND	Right	63	0	63			0
	Left-Through-Right		0				
	Left-Right		0				
	Left						
	Left-Through						
<b>CRITICAL VOLUMES</b>		North-South: 525			East-West: 0		
		East-West: 599			North-South: 0		
		SUM: 1124			SUM: 0		
<b>VOLUME/CAPACITY (V/C) RATIO:</b>		0.749			0.000		
<b>V/C LESS ATSAC/ATCS ADJUSTMENT:</b>		0.749			0.000		
<b>LEVEL OF SERVICE (LOS):</b>		<b>C</b>			<b>A</b>		





**Level of Service Worksheet  
(Circular 212 Method)**



**I/S #:**  
50

**PROJECT TITLE:** Inglewood Basketball & Entertainment Center EIR  
**North-South Street:** Van Ness Ave      **East-West Street:** Century Blvd  
**Scenario:** Baseline with NFL Stadium plus Project - Event Weekend  
**Count Date:**      **Analyst:** <Fehr & Peers>      **Date:**

		PreGame			N/A		
No. of Phases		2					
Opposed Ø'ing: N/S-1, E/W-2 or Both-3?		0					
Right Turns: FREE-1, NRTOR-2 or OLA-3?		NB-- 0	SB-- 0	NB-- 0	SB-- 0		
ATSAC-1 or ATSAC+ATCS-2?		EB-- 0	WB-- 0	EB-- 0	WB-- 0		
Override Capacity		0					
MOVEMENT		Volume	No. of Lanes	Lane Volume	Volume	No. of Lanes	Lane Volume
NORTHBOUND	Left	64	1	64			0
	Left-Through		0				
	Through	419	1	419			0
	Through-Right		0				
	Right	95	1	51			0
	Left-Through-Right		0				
	Left-Right		0				
SOUTHBOUND	Left	46	1	46			0
	Left-Through		0				
	Through	363	0	461			0
	Through-Right		1				
	Right	98	0	0			0
	Left-Through-Right		0				
	Left-Right		0				
EASTBOUND	Left	77	1	77			0
	Left-Through		0				
	Through	1189	2	423			0
	Through-Right		1				
	Right	80	0	80			0
	Left-Through-Right		0				
	Left-Right		0				
WESTBOUND	Left	88	1	88			0
	Left-Through		0				
	Through	1502	2	522			0
	Through-Right		1				
	Right	63	0	63			0
	Left-Through-Right		0				
	Left-Right		0				
<b>CRITICAL VOLUMES</b>		North-South:		525	North-South:		0
		East-West:		599	East-West:		0
		SUM:		1124	SUM:		0
<b>VOLUME/CAPACITY (V/C) RATIO:</b>				0.749			0.000
<b>V/C LESS ATSAC/ATCS ADJUSTMENT:</b>				0.749			0.000
<b>LEVEL OF SERVICE (LOS):</b>				<b>C</b>			<b>A</b>

**Project Title:** Inglewood Basketball & Entertainment Center EIR  
**Intersection:** 50 - Van Ness Ave & Century Blvd  
**Description:** Baseline with NFL Stadium (No Project) - Weekday Event

Thru Lane:	1600 vph	N-S Split Phase :	N
Left Lane:	1600 vph	E-W Split Phase :	N
Double Lt Penalty:	10 %	Lost Time (% of cycle) :	10
ITS:	0 %	V/C Round Off (decs.) :	3
OLA Movements :			
FF Movements:			

**Date/Time:** Weekday Pre

APPROACH	MVMT	LANES	VOLUME	CAPACITY	V/C	ICU ANALYSIS
Southbound	RT	0.10	55	161	0.325	N-S(1): 0.217
	TH	0.90	491	1,439	0.341 *	0.360 *
	LT	1.00	51	1,600	0.032	0.315 *
Westbound	RT	0.00	61	0	0.000	N-S(2): 0.269
	TH	3.00	1,076	4,800	0.237	V/C: 0.675
Northbound	RT	0.00	105	1,600	0.063	Lost Time: 0.100
	TH	0.00	123	0	0.000	ITS: 0.000
	LT	0.00	470	3,200	0.147	
Eastbound	RT	0.00	82	0	0.000	ICU: 0.775
	TH	3.00	114	4,800	0.249 *	
	LT	1.00	67	1,600	0.042	LOS: C

**Date/Time:** Weekday Post

APPROACH	MVMT	LANES	VOLUME	CAPACITY	V/C	ICU ANALYSIS
Southbound	RT	0.08	41	1,600	0.108	N-S(1): 0.131
	TH	0.92	411	4,800	0.129 *	N-S(2): 0.145 *
	LT	1.00	41	1,600	0.026	E-W(1): 0.291 *
Westbound	RT	0.00	32	0	0.000	E-W(2): 0.121
	TH	0.00	347	4,800	0.072	V/C: 0.436
	LT	0.00	57	1,600	0.036	Lost Time: 0.100
Northbound	RT	0.00	76	0	0.000	ITS: 0.000
	TH	0.00	259	3,200	0.112	
	LT	1.00	26	1,600	0.016	
Eastbound	RT	0.00	35	0	0.000	ICU: 0.536
	TH	3.00	1,188	4,800	0.255 *	
	LT	1.00	67	1,600	0.042	LOS: A

\* - Denotes critical movement

**Project Title:** Inglewood Basketball & Entertainment Center EIR  
**Intersection:** 50 - Van Ness Ave & Century Blvd  
**Description:** Baseline with NFL Stadium (No Project) - Weekday Event

Thru Lane: 1600 vph	N-S Split Phase : N
Left Lane: 1600 vph	E-W Split Phase : N
Double Lt Penalty: 10 %	Lost Time (% of cycle) : 10
ITS: 0 %	V/C Round Off (decs.) : 3
OLA Movements :	
FF Movements:	

**Date/Time:** Weekday Pre

APPROACH	MVMT	LANES	VOLUME	CAPACITY	V/C	ICU ANALYSIS
Southbound	RT	0.10	55	161	0.325	N-S(1): 0.326
	TH	0.90	491	1,439	0.341 *	N-S(2): 0.360 *
	LT	1.00	51	1,600	0.032	E-W(1): 0.315 *
Westbound	RT	0.00	61	0	0.000	E-W(2): 0.269
	TH	3.00	1,076	4,800	0.237	V/C: 0.675
	LT	1.00	105	1,600	0.066 *	Lost Time: 0.100
Northbound	RT	1.00	123	1,600	0.044	ITS: 0.000
	TH	1.00	470	1,600	0.294	
	LT	1.00	30	1,600	0.019 *	
Eastbound	RT	0.00	82	0	0.000	ICU: 0.775
	TH	3.00	1,114	4,800	0.249 *	
	LT	1.00	51	1,600	0.032	LOS: C

**Date/Time:** Weekday Post

APPROACH	MVMT	LANES	VOLUME	CAPACITY	V/C	ICU ANALYSIS
Southbound	RT	0.08	16	124	0.108	N-S(1): 0.188 *
	TH	0.92	191	1,476	0.129	N-S(2): 0.145
	LT	1.00	41	1,600	0.026 *	E-W(1): 0.291 *
Westbound	RT	0.00	32	0	0.000	E-W(2): 0.121
	TH	3.00	347	4,800	0.079	V/C: 0.479
	LT	1.00	57	1,600	0.036 *	Lost Time: 0.100
Northbound	RT	1.00	76	1,600	0.030	ITS: 0.000
	TH	1.00	259	1,600	0.162 *	
	LT	1.00	26	1,600	0.016	
Eastbound	RT	0.00	35	0	0.000	ICU: 0.579
	TH	3.00	1,188	4,800	0.255 *	
	LT	1.00	67	1,600	0.042	LOS: A

\* - Denotes critical movement



## Level of Service Worksheet (Circular 212 Method)



**I/S #:**  
50


**PROJECT TITLE:** Inglewood Basketball & Entertainment Center EIR  
**North-South Street:** Van Ness Ave      **East-West Street:** Century Blvd  
**Scenario:** Baseline with NFL Stadium - Event Weekday  
**Count Date:**      **Analyst:** <Fehr & Peers>      **Date:**

		PreGame			PostGame		
		Volume	No. of Lanes	Lane Volume	Volume	No. of Lanes	Lane Volume
No. of Phases					2		
Opposed Ø'ing: N/S-1, E/W-2 or Both-3?					0		
Right Turns: FREE-1, NRTOR-2 or OLA-3?		NB-- 0	SB-- 0		NB-- 0	SB-- 0	
ATSAC-1 or ATSAC+ATCS-2?		EB-- 0	WB-- 0		EB-- 0	WB-- 0	
Override Capacity					0		
MOVEMENT		Volume	No. of Lanes	Lane Volume	Volume	No. of Lanes	Lane Volume
NORTHBOUND	Left	30	1	30	26	1	26
	Left-Through		0			0	
	Through	470	1	297	297	1	168
	Through-Right		1			1	
	Right	123	0	123	123	0	76
SOUTHBOUND	Left-Through-Right		0			0	
	Left-Right		0			0	
	Left	51	1	51	41	1	41
	Left-Through		0			0	
	Through	491	0	491	191	0	207
EASTBOUND	Through-Right		1			1	
	Right		0		16	0	0
	Left-Through-Right		0			0	
	Left-Right		0			0	
	Left		0	51	67	1	67
WESTBOUND	Left-Through		0			0	
	Through		0	399	1188	2	408
	Through-Right		1			1	
	Right	32	0	32	35	0	35
	Left-Through-Right		0			0	
WESTBOUND	Left-Right		0			0	
	Left	105	1	105	57	1	57
	Left-Through		0			0	
	Through	1076	2	379	379	2	126
	Through-Right		1			1	
WESTBOUND	Right	61	0	61	61	0	32
	Left-Through-Right		0			0	
	Left-Right		0			0	
	Left		0			0	
	Left-Through		0			0	
<b>CRITICAL VOLUMES</b>		North-South:			576	East-West:	
		East-West:			504	SUM:	
		SUM:			1080	SUM:	
<b>VOLUME/CAPACITY (V/C) RATIO:</b>					0.720	0.465	
<b>V/C LESS ATSAC/ATCS ADJUSTMENT:</b>					0.720	0.465	
<b>LEVEL OF SERVICE (LOS):</b>					<b>C</b>	<b>A</b>	

Version: 1i Beta; 8/4/2011



**Level of Service Worksheet  
(Circular 212 Method)**



**I/S #:**  
50

**PROJECT TITLE:** Inglewood Basketball & Entertainment Center EIR  
**North-South Street:** Van Ness Ave      **East-West Street:** Century Blvd  
**Scenario:** Baseline with NFL Stadium - Event Weekday  
**Count Date:**      **Analyst:** <Fehr & Peers>      **Date:**

		PreGame			PostGame		
		No. of Phases					
Opposed Ø'ing: N/S-1, E/W-2 or Both-3?			2			2	
Right Turns: FREE-1, NRTOR-2 or OLA-3?			0			0	
ATSAC-1 or ATSAC+ATCS-2?		NB-- 0	SB-- 0	NB-- 0	SB-- 0	0	0
Override Capacity		EB-- 0	WB-- 0	EB-- 0	WB-- 0	0	0
MOVEMENT		Volume	No. of Lanes	Lane Volume	Volume	No. of Lanes	Lane Volume
NORTHBOUND	Left	30	1	30	26	1	26
	Left-Through		0			0	
	Through	470	1	470	259	1	259
	Through-Right		0			0	
	Right	123	1	71	76	1	48
	Left-Through-Right		0			0	
SOUTHBOUND	Left	51	1	51	41	1	41
	Left-Through		0			0	
	Through	491	0	546	191	0	207
	Through-Right		1			1	
	Right	55	0	0	16	0	0
	Left-Through-Right		0			0	
EASTBOUND	Left	51	1	51	67	1	67
	Left-Through		0			0	
	Through	1114	2	399	1188	2	408
	Through-Right		1			1	
	Right	82	0	82	35	0	35
	Left-Through-Right		0			0	
WESTBOUND	Left	105	1	105	57	1	57
	Left-Through		0			0	
	Through	1076	2	379	347	2	126
	Through-Right		1			1	
	Right	61	0	61	32	0	32
	Left-Through-Right		0			0	
<b>CRITICAL VOLUMES</b>		North-South: 576		North-South: 300			
		East-West: 504		East-West: 465			
		SUM: 1080		SUM: 765			
<b>VOLUME/CAPACITY (V/C) RATIO:</b>						0.510	
<b>V/C LESS ATSAC/ATCS ADJUSTMENT:</b>						0.510	
<b>LEVEL OF SERVICE (LOS):</b>						<b>C</b>	
						<b>A</b>	

Version: 1i Beta; 8/4/2011

**Project Title:** Inglewood Basketball & Entertainment Center EIR  
**Intersection:** 50 - Van Ness Ave & Century Blvd  
**Description:** Baseline with NFL Stadium plus Project - Weekday Event

Thru Lane:	1600 vph	N-S Split Phase :	N
Left Lane:	1600 vph	E-W Split Phase :	N
Double Lt Penalty:	10 %	Lost Time (% of cycle) :	10
ITS:	0 %	V/C Round Off (decs.) :	3
OLA Movements :			
FF Movements:			

**Date/Time:** Weekday Pre

APPROACH	MVMT	LANES	VOLUME	CAPACITY	V/C	ICU ANALYSIS
Southbound	RT	0.12	66	190	0.331	N-S(1): 0.217
	TH	0.88	491	1,410	0.348 *	0.376 *
	LT	1.00	51	1,600	0.032	0.336
Westbound	RT	0.00	61	0	0.000	N-S(2): 0.370 *
	TH	3.00	1,546	4,800	0.335	V/C: 0.746
Northbound	RT	0.00	105	1,600	0.065	Lost Time: 0.100
	TH	0.00	123	0	0.000	ITS: 0.000
	LT	0.00	470	3,200	0.147	
Eastbound	RT	0.00	82	0	0.000	ICU: 0.846
	TH	3.00	214	4,800	0.270	
	LT	1.00	114	1,600	0.035 *	LOS: D

**Date/Time:** Weekday Post

APPROACH	MVMT	LANES	VOLUME	CAPACITY	V/C	ICU ANALYSIS
Southbound	RT	0.12	66	190	0.095	N-S(1): 0.131
	TH	0.88	491	1,410	0.136 *	N-S(2): 0.170 *
	LT	1.00	51	1,600	0.026	E-W(1): 0.432 *
Westbound	RT	0.00	32	0	0.000	E-W(2): 0.179
	TH	0.00	432	4,800	0.090	V/C: 0.602
	LT	0.00	57	1,600	0.036	Lost Time: 0.100
Northbound	RT	0.00	76	0	0.000	ITS: 0.000
	TH	0.00	259	3,200	0.159	
	LT	1.00	55	1,600	0.034	
Eastbound	RT	0.00	78	0	0.000	ICU: 0.702
	TH	3.00	1,824	4,800	0.396 *	
	LT	1.00	131	1,600	0.082	C

\* - Denotes critical movement

THIS PAGE REPLACES THE PRECEDING PAGE

<b>Project Title:</b>	<b>Inglewood Basketball &amp; Entertainment Center EIR</b>		
<b>Intersection:</b>	<b>50 - Van Ness Ave &amp; Century Blvd</b>		
<b>Description:</b>	<b>Baseline with NFL Stadium plus Project - Weekday Event</b>		
Thru Lane:	1600 vph	N-S Split Phase :	N
Left Lane:	1600 vph	E-W Split Phase :	N
Double Lt Penalty:	10 %	Lost Time (% of cycle) :	10
ITS:	0 %	V/C Round Off (decs.) :	3
OLA Movements :			
FF Movements:			
<b>Date/Time:</b>	<b>Weekday Pre</b>		

APPROACH	MVMT	LANES	VOLUME	CAPACITY	V/C	ICU ANALYSIS
Southbound	RT	0.12	66	190	0.331	N-S(1): 0.326
	TH	0.88	491	1,410	0.348 *	N-S(2): 0.376 *
	LT	1.00	51	1,600	0.032	E-W(1): 0.336
Westbound	RT	0.00	61	0	0.000	E-W(2): 0.370 *
	TH	3.00	1,546	4,800	0.335 *	V/C: 0.746
	LT	1.00	105	1,600	0.066	Lost Time: 0.100
Northbound	RT	1.00	123	1,600	0.044	ITS: 0.000
	TH	1.00	470	1,600	0.294	
	LT	1.00	44	1,600	0.028 *	
Eastbound	RT	0.00	82	0	0.000	ICU: 0.846
	TH	3.00	1,214	4,800	0.270	
	LT	1.00	56	1,600	0.035 *	LOS: D

<b>Date/Time:</b>	<b>Weekday Post</b>		
-------------------	---------------------	--	--

APPROACH	MVMT	LANES	VOLUME	CAPACITY	V/C	ICU ANALYSIS
Southbound	RT	0.12	27	198	0.095	N-S(1): 0.188 *
	TH	0.88	191	1,402	0.136	N-S(2): 0.170
	LT	1.00	41	1,600	0.026 *	E-W(1): 0.432 *
Westbound	RT	0.00	32	0	0.000	E-W(2): 0.179
	TH	3.00	432	4,800	0.097	V/C: 0.620
	LT	1.00	57	1,600	0.036 *	Lost Time: 0.100
Northbound	RT	1.00	76	1,600	0.030	ITS: 0.000
	TH	1.00	259	1,600	0.162 *	
	LT	1.00	55	1,600	0.034	
Eastbound	RT	0.00	78	0	0.000	ICU: 0.720
	TH	3.00	1,824	4,800	0.396 *	
	LT	1.00	131	1,600	0.082	LOS: C

\* - Denotes critical movement



## Level of Service Worksheet (Circular 212 Method)



**I/S #:**  
50


**PROJECT TITLE:** Inglewood Basketball & Entertainment Center (IBEC)  
**North-South Street:** Van Ness Ave      **East-West Street:** Century Blvd  
**Scenario:** Baseline Plus Forum Plus Project (2018) - IBEC Event Weekday  
**Count Date:**      **Analyst:** <Fehr & Peers>      **Date:** <date>

		PreGame			PostGame		
		Volume	No. of Lanes	Lane Volume	Volume	No. of Lanes	Lane Volume
No. of Phases					2		
Opposed Ø'ing: N/S-1, E/W-2 or Both-3?					0		
Right Turns: FREE-1, NRTOR-2 or OLA-3?		NB-- 0	SB-- 0		NB-- 0	SB-- 0	
		EB-- 0	WB-- 0		EB-- 0	WB-- 0	
ATSAC-1 or ATSAC+ATCS-2?					0		
Override Capacity					0		
MOVEMENT		Volume	No. of Lanes	Lane Volume	Volume	No. of Lanes	Lane Volume
NORTHBOUND	Left	44	1	44	55	1	55
	Left-Through		0			0	
	Through	470	1	297	297	1	168
	Through-Right		1			1	
	Right	123	0	123	123	0	76
	Left-Through-Right		0			0	
	Left-Right		0			0	
SOUTHBOUND	Left	51	1		41	1	41
	Left-Through		0			0	
	Through	491	0		191	0	218
	Through-Right		1			1	
	Right		0	0	27	0	0
	Left-Through-Right		0			0	
	Left-Right		0			0	
EASTBOUND	Left			56	131	1	131
	Left-Through					0	
	Through			432	1824	2	634
	Through-Right					1	
	Right	82	0	82	78	0	78
	Left-Through-Right		0			0	
	Left-Right		0			0	
WESTBOUND	Left	105	1		57	1	57
	Left-Through		0			0	
	Through	1546	2	536		2	155
	Through-Right		1			1	
	Right	61	0	61		0	32
	Left-Through-Right		0			0	
	Left-Right		0			0	
<b>CRITICAL VOLUMES</b>		<i>North-South:</i>			601	<i>East-West:</i>	
		<i>East-West:</i>			592	<i>North-South:</i>	
		<i>SUM:</i>			1193	<i>SUM:</i>	
<b>VOLUME/CAPACITY (V/C) RATIO:</b>					0.795	0.643	
<b>V/C LESS ATSAC/ATCS ADJUSTMENT:</b>					0.795	0.643	
<b>LEVEL OF SERVICE (LOS):</b>					<b>C</b>	<b>B</b>	





## Level of Service Worksheet (Circular 212 Method)



**I/S #:**  
50

**PROJECT TITLE:** Inglewood Basketball & Entertainment Center (IBEC)  
**North-South Street:** Van Ness Ave      **East-West Street:** Century Blvd  
**Scenario:** Baseline Plus Forum Plus Project (2018) - IBEC Event Weekday  
**Count Date:**      **Analyst:** <Fehr & Peers>      **Date:** <date>

		PreGame			PostGame		
		No. of Phases			No. of Phases		
Opposed Ø'ing: N/S-1, E/W-2 or Both-3?		2			2		
Right Turns: FREE-1, NRTOR-2 or OLA-3?		0			0		
ATSAC-1 or ATSAC+ATCS-2?		0			0		
Override Capacity		0			0		
		<i>NB--</i>	<i>SB--</i>	<i>NB--</i>	<i>SB--</i>	<i>NB--</i>	<i>SB--</i>
		<i>EB--</i>	<i>WB--</i>	<i>EB--</i>	<i>WB--</i>	<i>EB--</i>	<i>WB--</i>
MOVEMENT		Volume	No. of Lanes	Lane Volume	Volume	No. of Lanes	Lane Volume
<b>NORTHBOUND</b>	Left	44	1	44	55	1	55
	Left-Through		0			0	
	Through	470	1	470	259	1	259
	Through-Right		0			0	
	Right	123	1	71	76	1	48
	Left-Through-Right		0			0	
	Left-Right		0			0	
<b>SOUTHBOUND</b>	Left	51	1	51	41	1	41
	Left-Through		0			0	
	Through	491	0	557	191	0	218
	Through-Right		1			1	
	Right	66	0	0	27	0	0
	Left-Through-Right		0			0	
	Left-Right		0			0	
<b>EASTBOUND</b>	Left	56	1	56	131	1	131
	Left-Through		0			0	
	Through	1214	2	432	1824	2	634
	Through-Right		1			1	
	Right	82	0	82	78	0	78
	Left-Through-Right		0			0	
	Left-Right		0			0	
<b>WESTBOUND</b>	Left	105	1	105	57	1	57
	Left-Through		0			0	
	Through	1546	2	536	432	2	155
	Through-Right		1			1	
	Right	61	0	61	32	0	32
	Left-Through-Right		0			0	
	Left-Right		0			0	
<b>CRITICAL VOLUMES</b>		<i>North-South:</i>		601	<i>North-South:</i>		300
		<i>East-West:</i>		592	<i>East-West:</i>		691
		<i>SUM:</i>		1193	<i>SUM:</i>		991
<b>VOLUME/CAPACITY (V/C) RATIO:</b>				0.795			0.661
<b>V/C LESS ATSAC/ATCS ADJUSTMENT:</b>				0.795			0.661
<b>LEVEL OF SERVICE (LOS):</b>				<b>C</b>			<b>B</b>

Version: 1i Beta; 8/4/2011

**Project Title:** Inglewood Basketball & Entertainment Center EIR  
**Intersection:** 50 - Van Ness Ave & Century Blvd  
**Description:** Baseline with NFL Stadium/The Forum (No Project) - Weekday Event

Thru Lane:	1600 vph	N-S Split Phase :	N
Left Lane:	1600 vph	E-W Split Phase :	N
Double Lt Penalty:	10 %	Lost Time (% of cycle) :	10
ITS:	0 %	V/C Round Off (decs.) :	3
OLA Movements :			
FF Movements:			

**Date/Time:** Weekday Pre

APPROACH	MVMT	LANES	VOLUME	CAPACITY	V/C	ICU ANALYSIS
Southbound	RT	0.10	55	161	0.325	N-S(1): 0.217
	TH	0.90	491	1,439	0.341 *	0.360 *
	LT	1.00	51	1,600	0.032	0.320 *
Westbound	RT	0.00	61	0	0.000	N-S(2): 0.296
	TH	3.00	1,207	4,800	0.264	V/C: 0.680
Northbound	RT	0.00	105	1,600	0.066	Lost Time: 0.100
	TH	0.00	123	0	0.000	ITS: 0.000
	LT	0.00	470	3,200	0.147	
Eastbound	RT	0.00	82	0	0.000	ICU: 0.780
	TH	3.00	1,435	4,800	0.254 *	
	LT	1.00	67	1,600	0.032	LOS: C

**Date/Time:** Weekday Post

APPROACH	MVMT	LANES	VOLUME	CAPACITY	V/C	ICU ANALYSIS
Southbound	RT	0.08	41	1,600	0.108	N-S(1): 0.131
	TH	0.92	408	4,800	0.129 *	N-S(2): 0.145 *
	LT	1.00	57	1,600	0.026	E-W(1): 0.342 *
Westbound	RT	0.00	32	0	0.000	E-W(2): 0.134
	TH	0.00	408	4,800	0.000	V/C: 0.487
	LT	0.00	57	1,600	0.000	Lost Time: 0.100
Northbound	RT	0.00	76	0	0.000	ITS: 0.000
	TH	0.00	259	3,200	0.112	
	LT	1.00	26	1,600	0.016	
Eastbound	RT	0.00	35	0	0.000	ICU: 0.587
	TH	3.00	1,435	4,800	0.306 *	
	LT	1.00	67	1,600	0.042	A

\* - Denotes critical movement

**Project Title:** Inglewood Basketball & Entertainment Center EIR  
**Intersection:** 50 - Van Ness Ave & Century Blvd  
**Description:** Baseline with NFL Stadium/The Forum (No Project) - Weekday Event

Thru Lane:	1600 vph	N-S Split Phase :	N
Left Lane:	1600 vph	E-W Split Phase :	N
Double Lt Penalty:	10 %	Lost Time (% of cycle) :	10
ITS:	0 %	V/C Round Off (decs.) :	3
OLA Movements :			
FF Movements:			

**Date/Time:** Weekday Pre

APPROACH	MVMT	LANES	VOLUME	CAPACITY	V/C	ICU ANALYSIS
Southbound	RT	0.10	55	161	0.325	N-S(1): 0.326
	TH	0.90	491	1,439	0.341 *	N-S(2): 0.360 *
	LT	1.00	51	1,600	0.032	E-W(1): 0.320 *
Westbound	RT	0.00	61	0	0.000	E-W(2): 0.296
	TH	3.00	1,207	4,800	0.264	V/C: 0.680
	LT	1.00	105	1,600	0.066 *	Lost Time: 0.100
Northbound	RT	1.00	123	1,600	0.044	ITS: 0.000
	TH	1.00	470	1,600	0.294	
	LT	1.00	30	1,600	0.019 *	
Eastbound	RT	0.00	82	0	0.000	ICU: 0.780
	TH	3.00	1,135	4,800	0.254 *	
	LT	1.00	51	1,600	0.032	LOS: C

**Date/Time:** Weekday Post

APPROACH	MVMT	LANES	VOLUME	CAPACITY	V/C	ICU ANALYSIS
Southbound	RT	0.08	16	124	0.108	N-S(1): 0.188 *
	TH	0.92	191	1,476	0.129	N-S(2): 0.145
	LT	1.00	41	1,600	0.026 *	E-W(1): 0.342 *
Westbound	RT	0.00	32	0	0.000	E-W(2): 0.134
	TH	3.00	408	4,800	0.092	V/C: 0.530
	LT	1.00	57	1,600	0.036 *	Lost Time: 0.100
Northbound	RT	1.00	76	1,600	0.030	ITS: 0.000
	TH	1.00	259	1,600	0.162 *	
	LT	1.00	26	1,600	0.016	
Eastbound	RT	0.00	35	0	0.000	ICU: 0.630
	TH	3.00	1,435	4,800	0.306 *	
	LT	1.00	67	1,600	0.042	LOS: B

\* - Denotes critical movement



## Level of Service Worksheet (Circular 212 Method)




**I/S #:**  
50

**PROJECT TITLE:** Inglewood Basketball & Entertainment Center EIR  
**North-South Street:** Van Ness Ave      **East-West Street:** Century Blvd  
**Scenario:** Baseline with NFL Stadium/The Forum (Not Project) - Event Weekday  
**Count Date:**      **Analyst:** <Fehr & Peers>      **Date:**

		PreGame			PostGame		
		Volume	No. of Lanes	Lane Volume	Volume	No. of Lanes	Lane Volume
No. of Phases					2		
Opposed Ø'ing: N/S-1, E/W-2 or Both-3?					0		
Right Turns: FREE-1, NRTOR-2 or OLA-3?		NB-- 0	SB-- 0		NB-- 0	SB-- 0	
ATSAC-1 or ATSAC+ATCS-2?		EB-- 0	WB-- 0		EB-- 0	WB-- 0	
Override Capacity					0		
MOVEMENT		Volume	No. of Lanes	Lane Volume	Volume	No. of Lanes	Lane Volume
NORTHBOUND	Left	30	1	30	26	1	26
	Left-Through		0			0	
	Through	470	1	297	297	1	168
	Through-Right		1			1	
	Right	123	0	123		0	76
	Left-Through-Right		0			0	
	Left-Right		0			0	
SOUTHBOUND	Left	51	1		41	1	41
	Left-Through		0			0	
	Through	491	0		191	0	207
	Through-Right		1			1	
	Right		0	0	16	0	0
	Left-Through-Right		0			0	
	Left-Right		0			0	
EASTBOUND	Left			51	67	1	67
	Left-Through					0	
	Through			406	1435	2	490
	Through-Right					1	
	Right	32	0	32	35	0	35
	Left-Through-Right		0			0	
	Left-Right		0			0	
WESTBOUND	Left	105	1		57	1	57
	Left-Through		0			0	
	Through	1207	2	423		2	147
	Through-Right		1			1	
	Right	61	0	61		0	32
	Left-Through-Right		0			0	
	Left-Right		0			0	
<b>CRITICAL VOLUMES</b>		North-South: 576			East-West: 233		
		East-West: 511			North-South: 547		
		SUM: 1087			SUM: 780		
<b>VOLUME/CAPACITY (V/C) RATIO:</b>		0.725			0.520		
<b>V/C LESS ATSAC/ATCS ADJUSTMENT:</b>		0.725			0.520		
<b>LEVEL OF SERVICE (LOS):</b>		<b>C</b>			<b>A</b>		



**Level of Service Worksheet  
(Circular 212 Method)**



**I/S #:**  
50

**PROJECT TITLE:** Inglewood Basketball & Entertainment Center EIR  
**North-South Street:** Van Ness Ave      **East-West Street:** Century Blvd  
**Scenario:** Baseline with NFL Stadium/The Forum (Not Project) - Event Weekday  
**Count Date:**      **Analyst:** <Fehr & Peers>      **Date:**

		PreGame			PostGame		
		No. of Phases					
Opposed Ø'ing: N/S-1, E/W-2 or Both-3?			2				2
Right Turns: FREE-1, NRTOR-2 or OLA-3?			0				0
ATSAC-1 or ATSAC+ATCS-2?		NB-- 0	SB-- 0	NB-- 0	SB-- 0		
Override Capacity		EB-- 0	WB-- 0	EB-- 0	WB-- 0		
			0				0
			0				0
MOVEMENT		Volume	No. of Lanes	Lane Volume	Volume	No. of Lanes	Lane Volume
NORTHBOUND	Left	30	1	30	26	1	26
	Left-Through		0			0	
	Through	470	1	470	259	1	259
	Through-Right		0			0	
	Right	123	1	71	76	1	48
	Left-Through-Right		0			0	
	Left-Right		0			0	
SOUTHBOUND	Left	51	1	51	41	1	41
	Left-Through		0			0	
	Through	491	0	546	191	0	207
	Through-Right		1			1	
	Right	55	0	0	16	0	0
	Left-Through-Right		0			0	
	Left-Right		0			0	
EASTBOUND	Left	51	1	51	67	1	67
	Left-Through		0			0	
	Through	1135	2	406	1435	2	490
	Through-Right		1			1	
	Right	82	0	82	35	0	35
	Left-Through-Right		0			0	
	Left-Right		0			0	
WESTBOUND	Left	105	1	105	57	1	57
	Left-Through		0			0	
	Through	1207	2	423	408	2	147
	Through-Right		1			1	
	Right	61	0	61	32	0	32
	Left-Through-Right		0			0	
	Left-Right		0			0	
<b>CRITICAL VOLUMES</b>		<i>North-South:</i>		576	<i>North-South:</i>		300
		<i>East-West:</i>		511	<i>East-West:</i>		547
		<i>SUM:</i>		1087	<i>SUM:</i>		847
<b>VOLUME/CAPACITY (V/C) RATIO:</b>				0.725			0.565
<b>V/C LESS ATSAC/ATCS ADJUSTMENT:</b>				0.725			0.565
<b>LEVEL OF SERVICE (LOS):</b>				<b>C</b>			<b>A</b>

Version: 1i Beta; 8/4/2011

**Project Title:** Inglewood Basketball & Entertainment Center EIR  
**Intersection:** 50 - Van Ness Ave & Century Blvd  
**Description:** Baseline with NFL Stadium/The Forum plus Project - Weekday Event

Thru Lane: 1600 vph  
 Left Lane: 1600 vph  
 Double Lt Penalty: 10 %  
 ITS: 0 %

OLA Movements :  
 FF Movements:

N-S Split Phase : N  
 E-W Split Phase : N  
 Lost Time (% of cycle) : 10  
 V/C Round Off (decs.) : 3

**Date/Time:** Weekday Pre

APPROACH	MVMT	LANES	VOLUME	CAPACITY	V/C	ICU ANALYSIS
Southbound	RT	0.12	66	190	0.331	N-S(1): 0.217
	TH	0.88	491	1,410	0.348 *	0.376 *
	LT	1.00	51	1,600	0.032	0.340
Westbound	RT	0.00	61	0	0.000	N-S(2): 0.397 *
	TH	3.00	1,677	4,800	0.362	V/C: 0.773
Northbound	RT	0.00	105	1,600	0.065	Lost Time: 0.100
	TH	0.00	123	0	0.000	ITS: 0.000
	LT	0.00	470	3,200	0.147	
Eastbound	RT	0.00	82	1,600	0.051	ICU: 0.873
	TH	3.00	2,335	4,800	0.487	
	LT	1.00	131	1,600	0.082	LOS: D

**Date/Time:** Weekday Post

APPROACH	MVMT	LANES	VOLUME	CAPACITY	V/C	ICU ANALYSIS
Southbound	RT	0.12	66	190	0.095	N-S(1): 0.131
	TH	0.88	491	1,410	0.136 *	N-S(2): 0.170 *
	LT	1.00	51	1,600	0.026	E-W(1): 0.484 *
Westbound	RT	0.00	32	0	0.000	E-W(2): 0.191
	TH	0.00	493	4,800	0.103	V/C: 0.654
	LT	0.00	57	1,600	0.036	Lost Time: 0.100
Northbound	RT	0.00	76	0	0.000	ITS: 0.000
	TH	0.00	259	3,200	0.159	
	LT	1.00	55	1,600	0.034	
Eastbound	RT	0.00	78	0	0.000	ICU: 0.754
	TH	3.00	2,071	4,800	0.448 *	
	LT	1.00	131	1,600	0.082	C

\* - Denotes critical movement

<b>Project Title:</b>	<b>Inglewood Basketball &amp; Entertainment Center EIR</b>		
<b>Intersection:</b>	<b>50 - Van Ness Ave &amp; Century Blvd</b>		
<b>Description:</b>	<b>Baseline with NFL Stadium/The Forum plus Project - Weekday Event</b>		
Thru Lane:	1600 vph	N-S Split Phase :	N
Left Lane:	1600 vph	E-W Split Phase :	N
Double Lt Penalty:	10 %	Lost Time (% of cycle) :	10
ITS:	0 %	V/C Round Off (decs.) :	3
OLA Movements :			
FF Movements:			
<b>Date/Time:</b>	<b>Weekday Pre</b>		

APPROACH	MVMT	LANES	VOLUME	CAPACITY	V/C	ICU ANALYSIS
Southbound	RT	0.12	66	190	0.331	N-S(1): 0.326
	TH	0.88	491	1,410	0.348 *	N-S(2): 0.376 *
	LT	1.00	51	1,600	0.032	E-W(1): 0.340
Westbound	RT	0.00	61	0	0.000	E-W(2): 0.397 *
	TH	3.00	1,677	4,800	0.362 *	V/C: 0.773
	LT	1.00	105	1,600	0.066	Lost Time: 0.100
Northbound	RT	1.00	123	1,600	0.044	ITS: 0.000
	TH	1.00	470	1,600	0.294	
	LT	1.00	44	1,600	0.028 *	
Eastbound	RT	0.00	82	0	0.000	ICU: 0.873
	TH	3.00	1,235	4,800	0.274	
	LT	1.00	56	1,600	0.035 *	LOS: D

<b>Date/Time:</b>	<b>Weekday Post</b>		
-------------------	---------------------	--	--

APPROACH	MVMT	LANES	VOLUME	CAPACITY	V/C	ICU ANALYSIS
Southbound	RT	0.12	27	198	0.095	N-S(1): 0.188 *
	TH	0.88	191	1,402	0.136	N-S(2): 0.170
	LT	1.00	41	1,600	0.026 *	E-W(1): 0.484 *
Westbound	RT	0.00	32	0	0.000	E-W(2): 0.191
	TH	3.00	493	4,800	0.109	V/C: 0.672
	LT	1.00	57	1,600	0.036 *	Lost Time: 0.100
Northbound	RT	1.00	76	1,600	0.030	ITS: 0.000
	TH	1.00	259	1,600	0.162 *	
	LT	1.00	55	1,600	0.034	
Eastbound	RT	0.00	78	0	0.000	ICU: 0.772
	TH	3.00	2,071	4,800	0.448 *	
	LT	1.00	131	1,600	0.082	LOS: C

\* - Denotes critical movement



## Level of Service Worksheet (Circular 212 Method)



**I/S #:**  
50


**PROJECT TITLE:** Inglewood Basketball & Entertainment Center EIR  
**North-South Street:** Van Ness Ave      **East-West Street:** Century Blvd  
**Scenario:** Baseline with NFL Stadium/The Forum plus Project - Event Weekday  
**Count Date:**      **Analyst:** <Fehr & Peers>      **Date:**

		PreGame			PostGame			
		Volume	No. of Lanes	Lane Volume	Volume	No. of Lanes	Lane Volume	
No. of Phases					2			
Opposed Ø'ing: N/S-1, E/W-2 or Both-3?					0			
Right Turns: FREE-1, NRTOR-2 or OLA-3?		NB-- 0	SB-- 0		NB-- 0	SB-- 0		
ATSAC-1 or ATSAC+ATCS-2?		EB-- 0	WB-- 0		EB-- 0	WB-- 0		
Override Capacity					0			
MOVEMENT		Volume	No. of Lanes	Lane Volume	Volume	No. of Lanes	Lane Volume	
NORTHBOUND	Left	44	1	44	55	1	55	
	Left-Through		0			0		
	Through	470	1	297	207	1	168	
	Through-Right		1			1		
	Right	123	0	123		0	76	
	Left-Through-Right		0			0		
	Left-Right		0			0		
SOUTHBOUND	Left	51	1		41	1	41	
	Left-Through		0			0		
	Through	491	0		191	0	218	
	Through-Right		1			1		
	Right		0	0	27	0	0	
	Left-Through-Right		0			0		
	Left-Right		0			0		
EASTBOUND	Left			56	131	1	131	
	Left-Through					0		
	Through			439	2071	2	716	
	Through-Right					1		
	Right	82	0	82	78	0	78	
	Left-Through-Right		0			0		
	Left-Right		0			0		
WESTBOUND	Left	105	1		57	1	57	
	Left-Through		0			0		
	Through	1677	2	579		2	175	
	Through-Right		1			1		
	Right	61	0	61		0	32	
	Left-Through-Right		0			0		
	Left-Right		0			0		
<b>CRITICAL VOLUMES</b>		North-South:			601	East-West:		273
		East-West:			635	Left-Through-Right:		773
		SUM:			1236	SUM:		1046
<b>VOLUME/CAPACITY (V/C) RATIO:</b>					0.824			0.697
<b>V/C LESS ATSAC/ATCS ADJUSTMENT:</b>					0.824			0.697
<b>LEVEL OF SERVICE (LOS):</b>					<b>D</b>			<b>B</b>





**Level of Service Worksheet  
(Circular 212 Method)**



**I/S #:**  
50

**PROJECT TITLE:** Inglewood Basketball & Entertainment Center EIR  
**North-South Street:** Van Ness Ave      **East-West Street:** Century Blvd  
**Scenario:** Baseline with NFL Stadium/The Forum plus Project - Event Weekday  
**Count Date:**      **Analyst:** <Fehr & Peers>      **Date:**

		PreGame			PostGame		
No. of Phases							
Opposed Ø'ing: N/S-1, E/W-2 or Both-3?							
Right Turns: FREE-1, NRTOR-2 or OLA-3?		NB-- 0	SB-- 0	NB-- 0	SB-- 0		
ATSAC-1 or ATSAC+ATCS-2?		EB-- 0	WB-- 0	EB-- 0	WB-- 0		
Override Capacity							
MOVEMENT		Volume	No. of Lanes	Lane Volume	Volume	No. of Lanes	Lane Volume
NORTHBOUND	Left	44	1	44	55	1	55
	Left-Through		0			0	
	Through	470	1	470	259	1	259
	Through-Right		0			0	
	Right	123	1	71	76	1	48
	Left-Through-Right		0			0	
	Left-Right		0			0	
SOUTHBOUND	Left	51	1	51	41	1	41
	Left-Through		0			0	
	Through	491	0	557	191	0	218
	Through-Right		1			1	
	Right	66	0	0	27	0	0
	Left-Through-Right		0			0	
	Left-Right		0			0	
EASTBOUND	Left	56	1	56	131	1	131
	Left-Through		0			0	
	Through	1235	2	439	2071	2	716
	Through-Right		1			1	
	Right	82	0	82	78	0	78
	Left-Through-Right		0			0	
	Left-Right		0			0	
WESTBOUND	Left	105	1	105	57	1	57
	Left-Through		0			0	
	Through	1677	2	579	493	2	175
	Through-Right		1			1	
	Right	61	0	61	32	0	32
	Left-Through-Right		0			0	
	Left-Right		0			0	
<b>CRITICAL VOLUMES</b>		<i>North-South:</i>		601	<i>North-South:</i>		300
		<i>East-West:</i>		635	<i>East-West:</i>		773
		<i>SUM:</i>		1236	<i>SUM:</i>		1073
<b>VOLUME/CAPACITY (V/C) RATIO:</b>				0.824			0.715
<b>V/C LESS ATSAC/ATCS ADJUSTMENT:</b>				0.824			0.715
<b>LEVEL OF SERVICE (LOS):</b>				<b>D</b>			<b>C</b>

**Project Title:** Inglewood Basketball & Entertainment Center EIR  
**Intersection:** 50 - Van Ness Ave & Century Blvd  
**Description:** Baseline with NFL Stadium/The Forum (No Project) - Weekend Event

Thru Lane:	1600 vph	N-S Split Phase :	N
Left Lane:	1600 vph	E-W Split Phase :	N
Double Lt Penalty:	10 %	Lost Time (% of cycle) :	10
ITS:	0 %	V/C Round Off (decs.) :	3
OLA Movements :			
FF Movements:			

**Date/Time:** Weekend Pre

APPROACH	MVMT	LANES	VOLUME	CAPACITY	V/C	ICU ANALYSIS
Southbound	RT	0.11	45	176	0.233	Mov(1): 0.190
	TH	0.89	363	1,424	0.255 *	0.281 *
	LT	1.00	46	1,600	0.029	0.301
Westbound	TH	0.00	63	0	0.000	Mov(2): 0.310 *
	LT	3.00	1,219	4,800	0.267	V/C: 0.591
Northbound	TH	0.00	88	1,600	0.055	Lost Time: 0.100
	LT	0.00	95	0	0.000	ITS: 0.000
	RT	0.00	419	3,200	0.131	
Eastbound	RT	0.00	63	1,600	0.039	ICU: 0.691
	TH	3.00	1,220	4,800	0.246	
	LT	1.00	41	1,600	0.043 *	LOS: B

\* - Denotes critical movement

<b>Project Title:</b>	<b>Inglewood Basketball &amp; Entertainment Center EIR</b>		
<b>Intersection:</b>	<b>50 - Van Ness Ave &amp; Century Blvd</b>		
<b>Description:</b>	<b>Baseline with NFL Stadium/The Forum (No Project) - Weekend Event</b>		
Thru Lane:	1600 vph	N-S Split Phase :	N
Left Lane:	1600 vph	E-W Split Phase :	N
Double Lt Penalty:	10 %	Lost Time (% of cycle) :	10
ITS:	0 %	V/C Round Off (decs.) :	3
OLA Movements :			
FF Movements:			
<b>Date/Time:</b>	<b>Weekend Pre</b>		

APPROACH	MVMT	LANES	VOLUME	CAPACITY	V/C	ICU ANALYSIS
Southbound	RT	0.11	45	176	0.233	N-S(1): 0.291 *
	TH	0.89	363	1,424	0.255	N-S(2): 0.281
	LT	1.00	46	1,600	0.029 *	E-W(1): 0.301
Westbound	RT	0.00	63	0	0.000	E-W(2): 0.310 *
	TH	3.00	1,219	4,800	0.267 *	V/C: 0.601
	LT	1.00	88	1,600	0.055	Lost Time: 0.100
Northbound	RT	1.00	95	1,600	0.032	ITS: 0.000
	TH	1.00	419	1,600	0.262 *	
	LT	1.00	41	1,600	0.026	
Eastbound	RT	0.00	63	0	0.000	ICU: 0.701
	TH	3.00	1,120	4,800	0.246	
	LT	1.00	69	1,600	0.043 *	LOS: C

<b>Date/Time:</b>	<b>N/A</b>
-------------------	------------

APPROACH	MVMT	LANES	VOLUME	CAPACITY	V/C	ICU ANALYSIS
Southbound	RT		0			
	TH		0			
	LT	1.00	0	1,600	0.000 #	E-W(1): 0.000 *
Westbound	RT	0.00	0	1,600	0.000	E-W(2): 0.000 *
	TH	3.00	0	4,800	0.000 *	
	LT	1.00	0	1,600	0.000 *	
Northbound	RT	1.00	0	1,600	0.000 #	Lost Time: 0.100
	TH	1.00	0	1,600	0.000 #	ITS: 0.000
	LT	1.00	0	1,600	0.000 #	
Eastbound	RT	0.00	0	1,600	0.000	
	TH	3.00	0	4,800	0.000 *	
	LT	1.00	0	1,600	0.000 *	

\* - Denotes critical movement



## Level of Service Worksheet (Circular 212 Method)




**I/S #:** 50      **PROJECT TITLE:** Inglewood Basketball & Entertainment Center EIR  
**North-South Street:** Van Ness Ave      **East-West Street:** Century Blvd  
**Scenario:** Baseline with NFL Stadium/The Forum - Event Weekend  
**Count Date:**      **Analyst:** <Fehr & Peers>      **Date:**

		PreGame			N/A		
		No. of Phases			N/A		
Opposed Ø'ing: N/S-1, E/W-2 or Both-3?		2					
Right Turns: FREE-1, NRTOR-2 or OLA-3?		0					
ATSAC-1 or ATSAC+ATCS-2?		0					
Override Capacity		0					
		NB--	0	SB--	0	NB--	SB--
		EB--	0	WB--	0	EB--	WB--
		0					
		0					
MOVEMENT		Volume	No. of Lanes	Lane Volume	Volume	No. of Lanes	Lane Volume
NORTHBOUND	Left-Through	41	1	41			0
	Through	419	0	257			0
	Through-Right	95	1	95			0
	Right		0				0
	Left-Through-Right		0				0
SOUTHBOUND	Left-Through-Right		0				0
	Left-Right	46	1				0
	Left		0				0
	Through-Right	363	0				0
	Through		1				0
EASTBOUND	Right		0				0
	Left-Through-Right		0				0
	Left-Right		0				0
	Through-Right		1				0
	Through		0		69		0
WESTBOUND	Left-Through		0				0
	Left	88	1				0
	Through-Right		0		394		0
	Through	1219	2	427			0
	Right	63	0	63			0
<b>CRITICAL VOLUMES</b>							
		<i>North-South:</i>		449	<i>East-West:</i>		0
		<i>East-West:</i>		496	<i>SUM:</i>		0
		<i>SUM:</i>		945	<i>SUM:</i>		0
<b>VOLUME/CAPACITY (V/C) RATIO:</b>				0.630			0.000
<b>V/C LESS ATSAC/ATCS ADJUSTMENT:</b>				0.630			0.000
<b>LEVEL OF SERVICE (LOS):</b>				<b>B</b>			<b>A</b>



**Level of Service Worksheet  
(Circular 212 Method)**



**I/S #:**  
50

**PROJECT TITLE:** Inglewood Basketball & Entertainment Center EIR  
**North-South Street:** Van Ness Ave      **East-West Street:** Century Blvd  
**Scenario:** Baseline with NFL Stadium/The Forum - Event Weekend  
**Count Date:**      **Analyst:** <Fehr & Peers>      **Date:**

MOVEMENT		PreGame			N/A		
		Volume	No. of Lanes	Lane Volume	Volume	No. of Lanes	Lane Volume
No. of Phases: 2 Opposed Ø'ing: N/S-1, E/W-2 or Both-3? Right Turns: FREE-1, NRTOR-2 or OLA-3? ATSAC-1 or ATSAC+ATCS-2? Override Capacity: 0							
		NB-- 0	SB-- 0		NB-- 0	SB-- 0	
		EB-- 0	WB-- 0		EB-- 0	WB-- 0	
NORTHBOUND	Left	41	1	41			0
	Left-Through		0				
	Through	419	1	419			0
	Through-Right		0				
	Right	95	1	51			0
	Left-Through-Right		0				
	Left-Right		0				
SOUTHBOUND	Left	46	1	46			0
	Left-Through		0				
	Through	363	0	408			0
	Through-Right		1				
	Right	45	0	0			0
	Left-Through-Right		0				
	Left-Right		0				
EASTBOUND	Left	69	1	69			0
	Left-Through		0				
	Through	1120	2	394			0
	Through-Right		1				
	Right	63	0	63			0
	Left-Through-Right		0				
	Left-Right		0				
WESTBOUND	Left	88	1	88			0
	Left-Through		0				
	Through	1219	2	427			0
	Through-Right		1				
	Right	63	0	63			0
	Left-Through-Right		0				
	Left-Right		0				
<b>CRITICAL VOLUMES</b>		North-South: 465			North-South: 0		
		East-West: 496			East-West: 0		
		SUM: 961			SUM: 0		
<b>VOLUME/CAPACITY (V/C) RATIO:</b>		0.641			0.000		
<b>V/C LESS ATSAC/ATCS ADJUSTMENT:</b>		0.641			0.000		
<b>LEVEL OF SERVICE (LOS):</b>		<b>B</b>			<b>A</b>		

**Project Title:** Inglewood Basketball & Entertainment Center EIR  
**Intersection:** 50 - Van Ness Ave & Century Blvd  
**Description:** Baseline with NFL Stadium/The Forum plus Project - Weekend Event

Thru Lane:	1600 vph	N-S Split Phase :	N
Left Lane:	1600 vph	E-W Split Phase :	N
Double Lt Penalty:	10 %	Lost Time (% of cycle) :	10
ITS:	0 %	V/C Round Off (decs.) :	3
OLA Movements :			
FF Movements:			

**Date/Time:** Weekend Pre

APPROACH	MVMT	LANES	VOLUME	CAPACITY	V/C	ICU ANALYSIS
Southbound	RT	0.21	98	340	0.264	Mov(1): 0.190
	TH	0.79	363	1,260	0.288 *	0.328 *
	LT	1.00	46	1,600	0.029	0.324
Westbound	TH	0.00	63	0	0.000	Mov(2): 0.459 *
	LT	3.00	1,908	4,800	0.411	V/C: 0.787
Northbound	TH	0.00	88	1,600	0.055	Lost Time: 0.100
	LT		95	0		ITS: 0.000
	RT		419	3,200		
Eastbound	RT		64	1,600		ICU: 0.887
	TH		80			
	LT	3.00	309		0.269	LOS: D
	LT	1.00			0.048 *	

\* - Denotes critical movement

**Project Title:** Inglewood Basketball & Entertainment Center EIR  
**Intersection:** 50 - Van Ness Ave & Century Blvd  
**Description:** Baseline with NFL Stadium/The Forum plus Project - Weekend Event

Thru Lane: 1600 vph	N-S Split Phase : N
Left Lane: 1600 vph	E-W Split Phase : N
Double Lt Penalty: 10 %	Lost Time (% of cycle) : 10
ITS: 0 %	V/C Round Off (decs.) : 3
OLA Movements :	
FF Movements:	

**Date/Time:** Weekend Pre

APPROACH	MVMT	LANES	VOLUME	CAPACITY	V/C	ICU ANALYSIS
Southbound	RT	0.21	98	340	0.264	N-S(1): 0.291
	TH	0.79	363	1,260	0.288 *	N-S(2): 0.328 *
	LT	1.00	46	1,600	0.029	E-W(1): 0.324
Westbound	RT	0.00	63	0	0.000	E-W(2): 0.459 *
	TH	3.00	1,908	4,800	0.411 *	V/C: 0.787
	LT	1.00	88	1,600	0.055	Lost Time: 0.100
Northbound	RT	1.00	95	1,600	0.032	ITS: 0.000
	TH	1.00	419	1,600	0.262	
	LT	1.00	64	1,600	0.040 *	
Eastbound	RT	0.00	80	0	0.000	ICU: 0.887
	TH	3.00	1,209	4,800	0.269	
	LT	1.00	77	1,600	0.048 *	LOS: D

**Date/Time:** N/A

APPROACH	MVMT	LANES	VOLUME	CAPACITY	V/C	ICU ANALYSIS
Southbound	RT		0			
	TH		0			
	LT	1.00	0	1,600	0.000 #	E-W(1): 0.000 *
Westbound	RT	0.00	0	1,600	0.000	E-W(2): 0.000 *
	TH	3.00	0	4,800	0.000 *	
	LT	1.00	0	1,600	0.000 *	
Northbound	RT	1.00	0	1,600	0.000 #	Lost Time: 0.100
	TH	1.00	0	1,600	0.000 #	ITS: 0.000
	LT	1.00	0	1,600	0.000 #	
Eastbound	RT	0.00	0	1,600	0.000	
	TH	3.00	0	4,800	0.000 *	
	LT	1.00	0	1,600	0.000 *	

\* - Denotes critical movement



## Level of Service Worksheet (Circular 212 Method)




**I/S #:** 50      **PROJECT TITLE:** Inglewood Basketball & Entertainment Center EIR  
**North-South Street:** Van Ness Ave      **East-West Street:** Century Blvd  
**Scenario:** Baseline with NFL Stadium/The Forum plus Project - Event Weekend  
**Count Date:**      **Analyst:** <Fehr & Peers>      **Date:**

		PreGame			N/A		
		No. of Phases			N/A		
Opposed Ø'ing: N/S-1, E/W-2 or Both-3?		2					
Right Turns: FREE-1, NRTOR-2 or OLA-3?		0					
ATSAC-1 or ATSAC+ATCS-2?		0					
Override Capacity		0					
		NB--	0	SB--	0	NB--	SB--
		EB--	0	WB--	0	EB--	WB--
		0					
		0					
MOVEMENT		Volume	No. of Lanes	Lane Volume	Volume	No. of Lanes	Lane Volume
NORTHBOUND	Left-Through	64	1	64			0
	Through	419	0	257			0
	Right	95	1	95			0
	Left-Through		0				0
	Left-Right		0				0
SOUTHBOUND	Left	46	1				0
	Left-Through		0				0
	Through	363	0				0
	Through-Right		1				0
	Right		0				0
EASTBOUND	Left-Through-Right		0				0
	Left-Right		0				0
	Left			77			0
	Left-Through			430			0
	Through			80			0
WESTBOUND	Through-Right		0				0
	Right	30	1	30			0
	Left-Through-Right		0				0
	Left-Right		0				0
	Left	88	1				0
CRITICAL VOLUMES	Left-Through		0				0
	Through	1908	2	657			0
	Through-Right		1				0
	Right	63	0	63			0
	Left-Through-Right		0				0
			0				0
		North-South: 525			East-West: 0		
		East-West: 734			SUM: 0		
		SUM: 1259			SUM: 0		
<b>VOLUME/CAPACITY (V/C) RATIO:</b>				0.839			0.000
<b>V/C LESS ATSAC/ATCS ADJUSTMENT:</b>				0.839			0.000
<b>LEVEL OF SERVICE (LOS):</b>				<b>D</b>			<b>A</b>





**Level of Service Worksheet  
(Circular 212 Method)**



**I/S #:**  
50

**PROJECT TITLE:** Inglewood Basketball & Entertainment Center EIR  
**North-South Street:** Van Ness Ave      **East-West Street:** Century Blvd  
**Scenario:** Baseline with NFL Stadium/The Forum plus Project - Event Weekend  
**Count Date:**      **Analyst:** <Fehr & Peers>      **Date:**

		PreGame			N/A		
		No. of Phases			N/A		
Opposed Ø'ing: N/S-1, E/W-2 or Both-3?		2			0		
Right Turns: FREE-1, NRTOR-2 or OLA-3?		NB-- 0	SB-- 0	NB-- 0	SB-- 0	0	
ATSAC-1 or ATSAC+ATCS-2?		EB-- 0	WB-- 0	EB-- 0	WB-- 0	0	
Override Capacity		0			0		
MOVEMENT		Volume	No. of Lanes	Lane Volume	Volume	No. of Lanes	Lane Volume
NORTHBOUND	Left	64	1	64			0
	Left-Through		0				0
	Through	419	1	419			0
	Through-Right		0				0
	Right	95	1	51			0
	Left-Through-Right		0				0
	Left-Right		0				0
SOUTHBOUND	Left	46	1	46			0
	Left-Through		0				0
	Through	363	0	461			0
	Through-Right		1				0
	Right	98	0	0			0
	Left-Through-Right		0				0
	Left-Right		0				0
EASTBOUND	Left	77	1	77			0
	Left-Through		0				0
	Through	1209	2	430			0
	Through-Right		1				0
	Right	80	0	80			0
	Left-Through-Right		0				0
	Left-Right		0				0
WESTBOUND	Left	88	1	88			0
	Left-Through		0				0
	Through	1908	2	657			0
	Through-Right		1				0
	Right	63	0	63			0
	Left-Through-Right		0				0
	Left-Right		0				0
<b>CRITICAL VOLUMES</b>		North-South: 525		North-South: 0		0	
		East-West: 734		East-West: 0		0	
		SUM: 1259		SUM: 0		0	
<b>VOLUME/CAPACITY (V/C) RATIO:</b>		0.839				0.000	
<b>V/C LESS ATSAC/ATCS ADJUSTMENT:</b>		0.839				0.000	
<b>LEVEL OF SERVICE (LOS):</b>		<b>D</b>				<b>A</b>	

Version: 1i Beta; 8/4/2011

**Project Title:** Inglewood Basketball and Entertainment Center EIR  
**Intersection:** 50 - Van Ness Ave & Century Blvd  
**Description:** Cumulative

Thru Lane: 1600 vph  
 Left Lane: 1600 vph  
 Double Lt Penalty: 10 %  
 ITS: 0 %

N-S Split Phase : N  
 E-W Split Phase : N  
 Lost Time (% of cycle) : 10  
 V/C Round Off (decs.) : 3

OLA Movements :  
 FF Movements:

**Date/Time:** AM PEAK HOUR

APPROACH	MVMT	LANES	VOLUME	CAPACITY	V/C	ICU ANALYSIS
Southbound	RT	0.03	19	54	0.342	N-S(1): 0.238
	TH	0.97	543	1,546	0.351 *	0.382 *
	LT	1.00	51	1,600	0.032	0.338
Westbound	RT	0.00	104	0	0.000	N-S(2): 0.391 *
	TH	3.00	1,683	4,800	0.372	V/C: 0.773
Northbound	RT	0.00	262	1,600	0.164	Lost Time: 0.100
	TH	0.00	117	0	0.000	ITS: 0.000
	LT	0.00	543	3,200	0.170	
Eastbound	RT	0.00	83	1,600	0.052	ICU: 0.873
	TH	3.00	751	4,800	0.174	
	LT	1.00	59	1,600	0.019 *	LOS: D

**Date/Time:** PM PEAK HOUR

APPROACH	MVMT	LANES	VOLUME	CAPACITY	V/C	ICU ANALYSIS
Southbound	RT	0.05	83	1,600	0.332	N-S(1): 0.284
	TH	0.95	984	4,800	0.351 *	N-S(2): 0.377 *
	LT	1.00	96	1,600	0.060	E-W(1): 0.417 *
Westbound	RT	0.00	86	0	0.000	E-W(2): 0.260
	TH	0.00	984	4,800	0.205	V/C: 0.794
	LT	0.00	105	1,600	0.066	Lost Time: 0.100
Northbound	RT	0.00	147	0	0.000	ITS: 0.000
	TH	0.00	570	3,200	0.225	
	LT	1.00	41	1,600	0.026	
Eastbound	RT	0.00	119	0	0.000	ICU: 0.894
	TH	3.00	1,564	4,800	0.351 *	
	LT	1.00	59	1,600	0.037	LOS: D

\* - Denotes critical movement

THIS PAGE REPLACES THE PRECEDING PAGE

**Project Title:** Inglewood Basketball and Entertainment Center EIR  
**Intersection:** 50 - Van Ness Ave & Century Blvd  
**Description:** Cumulative

Thru Lane: 1600 vph	N-S Split Phase :	N
Left Lane: 1600 vph	E-W Split Phase :	N
Double Lt Penalty: 10 %	Lost Time (% of cycle) :	10
ITS: 0 %	V/C Round Off (decs.) :	3
OLA Movements :		
FF Movements:		

**Date/Time:** AM PEAK HOUR

APPROACH	MVMT	LANES	VOLUME	CAPACITY	V/C	ICU ANALYSIS
Southbound	RT	0.03	19	54	0.342	N-S(1): 0.371
	TH	0.97	543	1,546	0.351 *	N-S(2): 0.382 *
	LT	1.00	51	1,600	0.032	E-W(1): 0.338
Westbound	RT	0.00	104	0	0.000	E-W(2): 0.391 *
	TH	3.00	1,683	4,800	0.372 *	V/C: 0.773
	LT	1.00	262	1,600	0.164	Lost Time: 0.100
Northbound	RT	1.00	117	1,600	0.000	ITS: 0.000
	TH	1.00	543	1,600	0.339	
	LT	1.00	49	1,600	0.031 *	
Eastbound	RT	0.00	83	0	0.000	ICU: 0.873
	TH	3.00	751	4,800	0.174	
	LT	1.00	31	1,600	0.019 *	LOS: D

**Date/Time:** PM PEAK HOUR

APPROACH	MVMT	LANES	VOLUME	CAPACITY	V/C	ICU ANALYSIS
Southbound	RT	0.05	26	74	0.332	N-S(1): 0.416 *
	TH	0.95	535	1,526	0.351	N-S(2): 0.377
	LT	1.00	96	1,600	0.060 *	E-W(1): 0.417 *
Westbound	RT	0.00	86	0	0.000	E-W(2): 0.260
	TH	3.00	984	4,800	0.223	V/C: 0.833
	LT	1.00	105	1,600	0.066 *	Lost Time: 0.100
Northbound	RT	1.00	147	1,600	0.059	ITS: 0.000
	TH	1.00	570	1,600	0.356 *	
	LT	1.00	41	1,600	0.026	
Eastbound	RT	0.00	119	0	0.000	ICU: 0.933
	TH	3.00	1,564	4,800	0.351 *	
	LT	1.00	59	1,600	0.037	LOS: E

\* - Denotes critical movement



## Level of Service Worksheet (Circular 212 Method)



**I/S #:**  
50

**PROJECT TITLE:** Inglewood Basketball and Entertainment Center EIR  
**North-South Street:** Van Ness Ave      **East-West Street:** Century Blvd  
**Scenario:** Cumulative  
**Count Date:**      **Analyst:** <Fehr & Peers>      **Date:**

MOVEMENT		AM			PM		
		Volume	No. of Lanes	Lane Volume	Volume	No. of Lanes	Lane Volume
NORTHBOUND	→	49	1	49	41	1	41
	→	543	1	330	535	1	359
	→	117	0	117	0	0	147
	→		0			0	
	→		0			0	
SOUTHBOUND	←	51	1		96	1	96
	←	543	0		535	0	561
	←		1			1	
	←			0	26	0	0
	←					0	
EASTBOUND	→			31	59	1	59
	→			278	1564	2	561
	→				119	0	119
	→					0	
	→					0	
WESTBOUND	←	262	1		105	1	105
	←	1683	2	596		2	357
	←	104	0	104		0	86
	←		0				
	←		0				
<b>CRITICAL VOLUMES</b>				North-South: 611			602
				East-West: 627			666
				SUM: 1238			1268
<b>VOLUME/CAPACITY (V/C) RATIO:</b>				0.825			0.845
<b>V/C LESS ATSAC/ATCS ADJUSTMENT:</b>				0.725			0.745
<b>LEVEL OF SERVICE (LOS):</b>				C			C



**Level of Service Worksheet  
(Circular 212 Method)**



**I/S #:**  
50

**PROJECT TITLE:** Inglewood Basketball and Entertainment Center EIR  
**North-South Street:** Van Ness Ave      **East-West Street:** Century Blvd  
**Scenario:** Cumulative  
**Count Date:**      **Analyst:** <Fehr & Peers>      **Date:**

		AM			PM		
		Volume	No. of Lanes	Lane Volume	Volume	No. of Lanes	Lane Volume
No. of Phases		2			2		
Opposed Ø'ing: N/S-1, EW-2 or Both-3?		0			0		
Right Turns: FREE-1, NRTOR-2 or OLA-3?		NB-- 0	SB-- 0	0	NB-- 0	SB-- 0	0
		EB-- 0	WB-- 0	0	EB-- 0	WB-- 0	0
ATSAC-1 or ATSAC+ATCS-2?		2			2		
Override Capacity		0			0		
MOVEMENT		Volume	No. of Lanes	Lane Volume	Volume	No. of Lanes	Lane Volume
NORTHBOUND	Left	49	1	49	41	1	41
	Left-Through		0			0	
	Through	543	1	543	570	1	570
	Through-Right		0			0	
	Right	117	1	0	147	1	95
	Left-Through-Right		0			0	
	Left-Right		0			0	
SOUTHBOUND	Left	51	1	51	96	1	96
	Left-Through		0			0	
	Through	543	0	562	535	0	561
	Through-Right		1			1	
	Right	19	0	0	26	0	0
	Left-Through-Right		0			0	
	Left-Right		0			0	
EASTBOUND	Left	31	1	31	59	1	59
	Left-Through		0			0	
	Through	751	2	278	1564	2	561
	Through-Right		1			1	
	Right	83	0	83	119	0	119
	Left-Through-Right		0			0	
	Left-Right		0			0	
WESTBOUND	Left	262	1	262	105	1	105
	Left-Through		0			0	
	Through	1683	2	596	984	2	357
	Through-Right		1			1	
	Right	104	0	104	86	0	86
	Left-Through-Right		0			0	
	Left-Right		0			0	
<b>CRITICAL VOLUMES</b>		<i>North-South:</i>		611	<i>North-South:</i>		666
		<i>East-West:</i>		627	<i>East-West:</i>		666
		<i>SUM:</i>		1238	<i>SUM:</i>		1332
<b>VOLUME/CAPACITY (V/C) RATIO:</b>				0.825			0.888
<b>V/C LESS ATSAC/ATCS ADJUSTMENT:</b>				0.725			0.788
<b>LEVEL OF SERVICE (LOS):</b>				<b>C</b>			<b>C</b>

**Project Title:** Inglewood Basketball & Entertainment Center EIR  
**Intersection:** 50 - Van Ness Ave & Century Blvd  
**Description:** Cumulative (Not Project) - Weekday Event

Thru Lane: 1600 vph  
 Left Lane: 1600 vph  
 Double Lt Penalty: 10 %  
 ITS: 0 %  
 OLA Movements :  
 FF Movements:

N-S Split Phase : N  
 E-W Split Phase : N  
 Lost Time (% of cycle) : 10  
 V/C Round Off (decs.) : 3

**Date/Time:** Weekday Pre

APPROACH	MVMT	LANES	VOLUME	CAPACITY	V/C	ICU ANALYSIS
Southbound	RT	0.06	36	104	0.331	N-S(1): 0.245 N-S(2): 0.366 * E-W(1): 0.375 * E-W(2): 0.261
	TH	0.94	519	1,496	0.347 *	
	LT	1.00	78	1,600	0.049	
Westbound	RT	0.00	93	0	0.000	V/C: 0.741 Lost Time: 0.100 ITS: 0.000
	TH	3.00	999	4,800	0.228	
Northbound	RT	0.00	114	1,600	0.071	ICU: 0.841 LOS: D
	TH	0.00	133	0	0.000	
	LT	0.00	494	3,200	0.154	
Eastbound	RT	0.00	84	0	0.000	ICU: 0.841 LOS: D
	TH	3.00	874	4,800	0.304 *	
	LT	1.00	114	1,600	0.033	

**Date/Time:** Weekday Post

APPROACH	MVMT	LANES	VOLUME	CAPACITY	V/C	ICU ANALYSIS
Southbound	RT	0.07	42	1,600	0.124	N-S(1): 0.137 N-S(2): 0.153 * E-W(1): 0.183 * E-W(2): 0.130
	TH	0.93	471	4,800	0.136 *	
	LT	1.00	46	1,600	0.029	
Westbound	RT	0.00	43	0	0.000	V/C: 0.336 Lost Time: 0.100 ITS: 0.000
	TH	0.00	472	4,800	0.100	
	LT	0.00	62	1,600	0.039	
Northbound	RT	0.00	81	0	0.000	ICU: 0.436 LOS: A
	TH	0.00	266	3,200	0.114	
	LT	1.00	27	1,600	0.017	
Eastbound	RT	0.00	36	0	0.000	ICU: 0.436 LOS: A
	TH	3.00	653	4,800	0.144 *	
	LT	1.00	36	1,600	0.023	

\* - Denotes critical movement

**Project Title:** Inglewood Basketball & Entertainment Center EIR  
**Intersection:** 50 - Van Ness Ave & Century Blvd  
**Description:** Cumulative (Not Project) - Weekday Event

Thru Lane: 1600 vph	N-S Split Phase : N
Left Lane: 1600 vph	E-W Split Phase : N
Double Lt Penalty: 10 %	Lost Time (% of cycle) : 10
ITS: 0 %	V/C Round Off (decs.) : 3
OLA Movements :	
FF Movements:	

**Date/Time:** Weekday Pre

APPROACH	MVMT	LANES	VOLUME	CAPACITY	V/C	ICU ANALYSIS
Southbound	RT	0.06	36	104	0.331	N-S(1): 0.358
	TH	0.94	519	1,496	0.347 *	N-S(2): 0.366 *
	LT	1.00	78	1,600	0.049	E-W(1): 0.375 *
Westbound	RT	0.00	93	0	0.000	E-W(2): 0.261
	TH	3.00	999	4,800	0.228	V/C: 0.741
	LT	1.00	114	1,600	0.071 *	Lost Time: 0.100
Northbound	RT	1.00	133	1,600	0.048	ITS: 0.000
	TH	1.00	494	1,600	0.309	
	LT	1.00	31	1,600	0.019 *	
Eastbound	RT	0.00	84	0	0.000	ICU: 0.841
	TH	3.00	1,374	4,800	0.304 *	
	LT	1.00	52	1,600	0.033	LOS: D

**Date/Time:** Weekday Post

APPROACH	MVMT	LANES	VOLUME	CAPACITY	V/C	ICU ANALYSIS
Southbound	RT	0.07	16	118	0.124	N-S(1): 0.195 *
	TH	0.93	201	1,482	0.136	N-S(2): 0.153
	LT	1.00	46	1,600	0.029 *	E-W(1): 0.183 *
Westbound	RT	0.00	43	0	0.000	E-W(2): 0.130
	TH	3.00	472	4,800	0.107	V/C: 0.378
	LT	1.00	62	1,600	0.039 *	Lost Time: 0.100
Northbound	RT	1.00	81	1,600	0.031	ITS: 0.000
	TH	1.00	266	1,600	0.166 *	
	LT	1.00	27	1,600	0.017	
Eastbound	RT	0.00	36	0	0.000	ICU: 0.478
	TH	3.00	653	4,800	0.144 *	
	LT	1.00	36	1,600	0.023	LOS: A

\* - Denotes critical movement

**Project Title:** Inglewood Basketball & Entertainment Center EIR  
**Intersection:** 50 - Van Ness Ave & Century Blvd  
**Description:** Cumulative (No Project) - Weekend Event

Thru Lane: 1600 vph  
 Left Lane: 1600 vph  
 Double Lt Penalty: 10 %  
 ITS: 0 %

OLA Movements :  
 FF Movements:

N-S Split Phase : N  
 E-W Split Phase : N  
 Lost Time (% of cycle) : 10  
 V/C Round Off (decs.) : 3

**Date/Time:** Weekend Pre

APPROACH	MVMT	LANES	VOLUME	CAPACITY	V/C	ICU ANALYSIS
Southbound	RT	0.11	46	171	0.249	Mov (1): 0.221
	TH	0.89	385	1,429	0.269 *	0.295 *
	LT	1.00	77	1,600	0.048	0.348 *
Westbound	TH	0.00	93	0	0.000	Mov (2): 0.284
	LT	3.00	1,073	4,800	0.242	V/C: 0.643
Northbound	TH	0.00	101	1,600	0.063	Lost Time: 0.100
	LT	0.00	111	0	0.000	ITS: 0.000
	RT	0.00	442	3,200	0.138	
Eastbound	RT	0.00	65	1,600	0.041	ICU: 0.743
	TH	3.00	303	1,600	0.285 *	
	LT	1.00	101	1,600	0.063	LOS: C

\* - Denotes critical movement



<b>Project Title:</b>	<b>Inglewood Basketball &amp; Entertainment Center EIR</b>		
<b>Intersection:</b>	<b>50 - Van Ness Ave &amp; Century Blvd</b>		
<b>Description:</b>	<b>Cumulative (No Project) - Weekend Event</b>		
Thru Lane:	1600 vph	N-S Split Phase :	N
Left Lane:	1600 vph	E-W Split Phase :	N
Double Lt Penalty:	10 %	Lost Time (% of cycle) :	10
ITS:	0 %	V/C Round Off (decs.) :	3
OLA Movements :			
FF Movements:			
<b>Date/Time:</b>	<b>Weekend Pre</b>		

APPROACH	MVMT	LANES	VOLUME	CAPACITY	V/C	ICU ANALYSIS
Southbound	RT	0.11	46	171	0.249	N-S(1): 0.324 *
	TH	0.89	385	1,429	0.269	N-S(2): 0.295
	LT	1.00	77	1,600	0.048 *	E-W(1): 0.348 *
Westbound	RT	0.00	93	0	0.000	E-W(2): 0.284
	TH	3.00	1,073	4,800	0.243	V/C: 0.672
	LT	1.00	101	1,600	0.063 *	Lost Time: 0.100
Northbound	RT	1.00	111	1,600	0.038	ITS: 0.000
	TH	1.00	442	1,600	0.276 *	
	LT	1.00	42	1,600	0.026	
Eastbound	RT	0.00	65	0	0.000	ICU: 0.772
	TH	3.00	1,303	4,800	0.285 *	
	LT	1.00	65	1,600	0.041	LOS: C

<b>Date/Time:</b>	<b>N/A</b>
-------------------	------------

APPROACH	MVMT	LANES	VOLUME	CAPACITY	V/C	ICU ANALYSIS
Southbound	RT		0			
	TH		0			
	LT	1.00	0	1,600	0.000 #	E-W(1): 0.000 *
Westbound	RT	0.00	0	1,600	0.000	E-W(2): 0.000 *
	TH	3.00	0	4,800	0.000 *	
	LT	1.00	0	1,600	0.000 *	
Northbound	RT	1.00	0	1,600	0.000 #	Lost Time: 0.100
	TH	1.00	0	1,600	0.000 #	ITS: 0.000
	LT	1.00	0	1,600	0.000 #	
Eastbound	RT	0.00	0	1,600	0.000	
	TH	3.00	0	4,800	0.000 *	
	LT	1.00	0	1,600	0.000 *	

\* - Denotes critical movement



## Level of Service Worksheet (Circular 212 Method)




**I/S #:**  
50

**PROJECT TITLE:** Inglewood Basketball & Entertainment Center EIR  
**North-South Street:** Van Ness Ave      **East-West Street:** Century Blvd  
**Scenario:** Cumulative (No Project) - Event Weekday  
**Count Date:**      **Analyst:** <Fehr & Peers>      **Date:**

		PreGame			PostGame		
		Volume	No. of Lanes	Lane Volume	Volume	No. of Lanes	Lane Volume
No. of Phases					2		
Opposed Ø'ing: N/S-1, E/W-2 or Both-3?					0		
Right Turns: FREE-1, NRTOR-2 or OLA-3?		NB-- 0	SB-- 0		NB-- 0	SB-- 0	
		EB-- 0	WB-- 0		EB-- 0	WB-- 0	
ATSAC-1 or ATSAC+ATCS-2?					2		
Override Capacity					0		
MOVEMENT		Volume	No. of Lanes	Lane Volume	Volume	No. of Lanes	Lane Volume
NORTHBOUND	Left-Through	31	1	31	27	1	27
	Through	494	1	314	270	1	174
	Right	133	0	133	0	0	81
	Left-Through-Right	0	0	0	0	0	0
	Left-Right	0	0	0	0	0	0
SOUTHBOUND	Left	78	1	78	46	1	46
	Left-Through	0	0	0	0	0	0
	Through	519	0	519	201	0	217
	Through-Right	0	1	0	0	1	0
	Right	0	0	0	16	0	0
EASTBOUND	Left-Through-Right	0	0	0	0	0	0
	Left-Right	0	0	0	0	0	0
	Left	0	0	0	0	0	0
	Left-Through	0	0	0	0	0	0
	Through	0	0	52	36	1	36
WESTBOUND	Through-Right	0	0	486	653	2	230
	Right	0	0	84	36	0	36
	Left-Through-Right	0	0	0	0	0	0
	Left-Right	0	0	0	0	0	0
	Left	114	1	114	62	1	62
CRITICAL VOLUMES	Left-Through	0	0	0	0	0	0
	Through	999	2	364	244	2	172
	Through-Right	0	1	0	0	1	0
	Right	93	0	93	0	0	43
	Left-Through-Right	0	0	0	0	0	0
		<i>North-South:</i>		586	<i>East-West:</i>		244
		<i>East-West:</i>		600	<i>North-South:</i>		292
		<i>SUM:</i>		1186	<i>SUM:</i>		536
<b>VOLUME/CAPACITY (V/C) RATIO:</b>				0.791			0.357
<b>V/C LESS ATSAC/ATCS ADJUSTMENT:</b>				0.691			0.257
<b>LEVEL OF SERVICE (LOS):</b>				<b>B</b>			<b>A</b>



**Level of Service Worksheet  
(Circular 212 Method)**



**I/S #:**  
50

**PROJECT TITLE:** Inglewood Basketball & Entertainment Center EIR  
**North-South Street:** Van Ness Ave      **East-West Street:** Century Blvd  
**Scenario:** Cumulative (No Project) - Event Weekday  
**Count Date:**      **Analyst:** <Fehr & Peers>      **Date:**

		PreGame			PostGame		
		Volume	No. of Lanes	Lane Volume	Volume	No. of Lanes	Lane Volume
No. of Phases					2		
Opposed Ø'ing: N/S-1, E/W-2 or Both-3?					0		
Right Turns: FREE-1, NRTOR-2 or OLA-3?		NB-- 0	SB-- 0		NB-- 0	SB-- 0	
		EB-- 0	WB-- 0		EB-- 0	WB-- 0	
ATSAC-1 or ATSAC+ATCS-2?					2		
Override Capacity					0		
MOVEMENT		Volume	No. of Lanes	Lane Volume	Volume	No. of Lanes	Lane Volume
NORTHBOUND	Left	31	1	31	27	1	27
	Left-Through		0			0	
	Through	494	1	494	266	1	266
	Through-Right		0			0	
	Right	133	1	76	81	1	50
	Left-Through-Right		0			0	
	Left-Right		0			0	
SOUTHBOUND	Left	78	1	78	46	1	46
	Left-Through		0			0	
	Through	519	0	555	201	0	217
	Through-Right		1			1	
	Right	36	0	0	16	0	0
	Left-Through-Right		0			0	
	Left-Right		0			0	
EASTBOUND	Left	52	1	52	36	1	36
	Left-Through		0			0	
	Through	1374	2	486	653	2	230
	Through-Right		1			1	
	Right	84	0	84	36	0	36
	Left-Through-Right		0			0	
	Left-Right		0			0	
WESTBOUND	Left	114	1	114	62	1	62
	Left-Through		0			0	
	Through	999	2	364	472	2	172
	Through-Right		1			1	
	Right	93	0	93	43	0	43
	Left-Through-Right		0			0	
	Left-Right		0			0	
<b>CRITICAL VOLUMES</b>		<i>North-South:</i> 586			<i>North-South:</i> 312		
		<i>East-West:</i> 600			<i>East-West:</i> 292		
		<i>SUM:</i> 1186			<i>SUM:</i> 604		
<b>VOLUME/CAPACITY (V/C) RATIO:</b>		0.791			0.403		
<b>V/C LESS ATSAC/ATCS ADJUSTMENT:</b>		0.691			0.303		
<b>LEVEL OF SERVICE (LOS):</b>		<b>B</b>			<b>A</b>		



## Level of Service Worksheet (Circular 212 Method)



**I/S #:**  
50

**PROJECT TITLE:** Inglewood Basketball & Entertainment Center EIR  
**North-South Street:** Van Ness Ave      **East-West Street:** Century Blvd  
**Scenario:** Cumulative (No Project) - Event Weekend  
**Count Date:**      **Analyst:** <Fehr & Peers>      **Date:**

MOVEMENT		PreGame			N/A		
		Volume	No. of Lanes	Lane Volume	Volume	No. of Lanes	Lane Volume
No. of Phases: 2 Opposed Phasing: N/S-1, E/W-2 or Both-3? 0 Right Turns: FREE-1, NRTOR-2 or OLA-3? NB-- 0 SB-- 0 EB-- 0 WB-- 0 ATSAC-1 or ATSAC+ATCS-2? 2 Override Capacity 0							
NORTHBOUND	↔	Left	42	1	42		0
	↔	Left-Through		0			0
	↔	Through	442	1	277		0
	↔	Through-Right		1			0
	↔	Right	111	0	111		0
SOUTHBOUND	↔	Left-Through-Right		0			0
	↔	Left-Right		0			0
	↔	Left	77	1			0
	↔	Left-Through		0			0
	↔	Through	385	0			0
EASTBOUND	↔	Through-Right		1			0
	↔	Right		0			0
	↔	Left-Through-Right		0			0
	↔	Left-Right		0			0
	↔	Left		0	65		0
WESTBOUND	↔	Left-Through		0			0
	↔	Through	1073	2	389		0
	↔	Through-Right		1			0
	↔	Right	93	0	93		0
	↔	Left-Through-Right		0			0
<b>CRITICAL VOLUMES</b>			North-South:	473		East-West:	0
			East-West:	557		North-South:	0
			SUM:	1030		SUM:	0
<b>VOLUME/CAPACITY (V/C) RATIO:</b>				0.687			0.000
<b>V/C LESS ATSAC/ATCS ADJUSTMENT:</b>				0.587			0.000
<b>LEVEL OF SERVICE (LOS):</b>				A			A



**Level of Service Worksheet  
(Circular 212 Method)**



**I/S #:**  
50

**PROJECT TITLE:** Inglewood Basketball & Entertainment Center EIR  
**North-South Street:** Van Ness Ave      **East-West Street:** Century Blvd  
**Scenario:** Cumulative (No Project) - Event Weekend  
**Count Date:**      **Analyst:** <Fehr & Peers>      **Date:**

		PreGame			N/A		
No. of Phases		2					
Opposed Ø'ing: N/S-1, E/W-2 or Both-3?		0					
Right Turns: FREE-1, NRTOR-2 or OLA-3?		NB-- 0	SB-- 0	NB-- 0	SB-- 0		
ATSAC-1 or ATSAC+ATCS-2?		EB-- 0	WB-- 0	EB-- 0	WB-- 0		
Override Capacity		2					
		0					
MOVEMENT		Volume	No. of Lanes	Lane Volume	Volume	No. of Lanes	Lane Volume
NORTHBOUND	Left	42	1	42			0
	Left-Through		0				
	Through	442	1	442			0
	Through-Right		0				
	Right	111	1	61			0
	Left-Through-Right		0				
	Left-Right		0				
SOUTHBOUND	Left	77	1	77			0
	Left-Through		0				
	Through	385	0	431			0
	Through-Right		1				
	Right	46	0	0			0
	Left-Through-Right		0				
	Left-Right		0				
EASTBOUND	Left	65	1	65			0
	Left-Through		0				
	Through	1303	2	456			0
	Through-Right		1				
	Right	65	0	65			0
	Left-Through-Right		0				
	Left-Right		0				
WESTBOUND	Left	101	1	101			0
	Left-Through		0				
	Through	1073	2	389			0
	Through-Right		1				
	Right	93	0	93			0
	Left-Through-Right		0				
	Left-Right		0				
<b>CRITICAL VOLUMES</b>		North-South:		519	North-South:		0
		East-West:		557	East-West:		0
		SUM:		1076	SUM:		0
<b>VOLUME/CAPACITY (V/C) RATIO:</b>				0.717			0.000
<b>V/C LESS ATSAC/ATCS ADJUSTMENT:</b>				0.617			0.000
<b>LEVEL OF SERVICE (LOS):</b>				<b>B</b>			<b>A</b>

**Project Title:** Inglewood Basketball and Entertainment Center EIR  
**Intersection:** 50 - Van Ness Ave & Century Blvd  
**Description:** Cumulative plus Project - Ancillary Uses

Thru Lane:	1600 vph	N-S Split Phase :	N
Left Lane:	1600 vph	E-W Split Phase :	N
Double Lt Penalty:	10 %	Lost Time (% of cycle) :	10
ITS:	0 %	V/C Round Off (decs.) :	3
OLA Movements :			
FF Movements:			

**Date/Time:** AM PEAK HOUR

APPROACH	MVMT	LANES	VOLUME	CAPACITY	V/C	ICU ANALYSIS
Southbound	RT	0.05	27	76	0.346	N-S(1): 0.238
	TH	0.95	543	1,524	0.356 *	0.387 *
	LT	1.00	51	1,600	0.032	0.339
Westbound	RT	0.00	104	0	0.000	N-S(2): 0.398 *
	TH	3.00	1,704	4,800	0.377	V/C: 0.785
Northbound	RT	0.00	262	1,600	0.164	Lost Time: 0.100
	TH	0.00	117	0	0.000	ITS: 0.000
	LT	0.00	543	3,200	0.170	
Eastbound	RT	0.00	83	1,600	0.052	ICU: 0.885
	TH	3.00	1,759	4,800	0.366	
	LT	1.00	66	1,600	0.021 *	LOS: D

**Date/Time:** PM PEAK HOUR

APPROACH	MVMT	LANES	VOLUME	CAPACITY	V/C	ICU ANALYSIS
Southbound	RT	0.05	27	76	0.332	N-S(1): 0.284
	TH	0.95	543	1,524	0.353 *	N-S(2): 0.379 *
	LT	1.00	51	1,600	0.060	E-W(1): 0.421 *
Westbound	RT	0.00	104	0	0.000	E-W(2): 0.267
	TH	3.00	1,704	4,800	0.355	V/C: 0.800
	LT	1.00	105	1,600	0.066	Lost Time: 0.100
Northbound	RT	0.00	147	0	0.000	ITS: 0.000
	TH	0.00	570	3,200	0.225	
	LT	1.00	41	1,600	0.026	
Eastbound	RT	0.00	119	0	0.000	ICU: 0.900
	TH	3.00	1,583	4,800	0.355 *	
	LT	1.00	66	1,600	0.041	LOS: D

\* - Denotes critical movement

**Project Title:** Inglewood Basketball and Entertainment Center EIR  
**Intersection:** 50 - Van Ness Ave & Century Blvd  
**Description:** Cumulative plus Project - Ancillary Uses

Thru Lane: 1600 vph	N-S Split Phase : N
Left Lane: 1600 vph	E-W Split Phase : N
Double Lt Penalty: 10 %	Lost Time (% of cycle) : 10
ITS: 0 %	V/C Round Off (decs.) : 3
OLA Movements :	
FF Movements:	

**Date/Time:** AM PEAK HOUR

APPROACH	MVMT	LANES	VOLUME	CAPACITY	V/C	ICU ANALYSIS
Southbound	RT	0.05	27	76	0.346	N-S(1): 0.371
	TH	0.95	543	1,524	0.356 *	N-S(2): 0.387 *
	LT	1.00	51	1,600	0.032	E-W(1): 0.339
Westbound	RT	0.00	104	0	0.000	E-W(2): 0.398 *
	TH	3.00	1,704	4,800	0.377 *	V/C: 0.785
	LT	1.00	262	1,600	0.164	Lost Time: 0.100
Northbound	RT	1.00	117	1,600	0.000	ITS: 0.000
	TH	1.00	543	1,600	0.339	
	LT	1.00	49	1,600	0.031 *	
Eastbound	RT	0.00	83	0	0.000	ICU: 0.885
	TH	3.00	759	4,800	0.175	
	LT	1.00	33	1,600	0.021 *	LOS: D


**Date/Time:** PM PEAK HOUR

APPROACH	MVMT	LANES	VOLUME	CAPACITY	V/C	ICU ANALYSIS
Southbound	RT	0.05	29	82	0.332	N-S(1): 0.416 *
	TH	0.95	535	1,518	0.353	N-S(2): 0.379
	LT	1.00	96	1,600	0.060 *	E-W(1): 0.421 *
Westbound	RT	0.00	86	0	0.000	E-W(2): 0.267
	TH	3.00	999	4,800	0.226	V/C: 0.837
	LT	1.00	105	1,600	0.066 *	Lost Time: 0.100
Northbound	RT	1.00	147	1,600	0.059	ITS: 0.000
	TH	1.00	570	1,600	0.356 *	
	LT	1.00	41	1,600	0.026	
Eastbound	RT	0.00	119	0	0.000	ICU: 0.937
	TH	3.00	1,583	4,800	0.355 *	
	LT	1.00	66	1,600	0.041	LOS: E

\* - Denotes critical movement



## Level of Service Worksheet (Circular 212 Method)



**I/S #:**  
50


**PROJECT TITLE:** Inglewood Basketball and Entertainment Center EIR  
**North-South Street:** Van Ness Ave      **East-West Street:** Century Blvd  
**Scenario:** Cumulative Plus Project - Ancillary Uses  
**Count Date:**      **Analyst:** <Fehr & Peers>      **Date:**

		AM			PM		
		Volume	No. of Lanes	Lane Volume	Volume	No. of Lanes	Lane Volume
No. of Phases					2		
Opposed Ø'ing: N/S-1, EW-2 or Both-3?					0		
Right Turns: FREE-1, NRTOR-2 or OLA-3?		NB-- 0	SB-- 0		NB-- 0	SB-- 0	
		EB-- 0	WB-- 0		EB-- 0	WB-- 0	
ATSAC-1 or ATSAC+ATCS-2?					2		
Override Capacity					0		
MOVEMENT		Volume	No. of Lanes	Lane Volume	Volume	No. of Lanes	Lane Volume
<b>NORTHBOUND</b>	↔	49	1	49	41	1	41
	↔	543	1	330	535	1	359
	↔	117	0	117	0	0	147
	↔		0			0	
	↔		0			0	
<b>SOUTHBOUND</b>	↔	51	1		96	1	96
	↔	543	0		535	0	564
	↔		1			1	
	↔		0		29	0	0
	↔		0			0	
<b>EASTBOUND</b>	↔			33	66	1	66
	↔			281	1583	2	567
	↔			33	119	1	119
	↔		0			0	
	↔		0			0	
<b>WESTBOUND</b>	↔	262	1		105	1	105
	↔	1704	2	603		2	362
	↔	104	1			1	
	↔		0	104		0	86
	↔		0			0	
<b>CRITICAL VOLUMES</b>		<i>North-South:</i>		619	<i>North-South:</i>		605
		<i>East-West:</i>		636	<i>East-West:</i>		672
		<i>SUM:</i>		1255	<i>SUM:</i>		1277
<b>VOLUME/CAPACITY (V/C) RATIO:</b>					0.837		
<b>V/C LESS ATSAC/ATCS ADJUSTMENT:</b>					0.737		
<b>LEVEL OF SERVICE (LOS):</b>					<b>C</b>		





## Level of Service Worksheet (Circular 212 Method)



**I/S #:**  
50

**PROJECT TITLE:** Inglewood Basketball and Entertainment Center EIR  
**North-South Street:** Van Ness Ave      **East-West Street:** Century Blvd  
**Scenario:** Cumulative Plus Project - Ancillary Uses  
**Count Date:**      **Analyst:** <Fehr & Peers>      **Date:**

		AM			PM		
		Volume	No. of Lanes	Lane Volume	Volume	No. of Lanes	Lane Volume
No. of Phases		2			2		
Opposed Ø'ing: N/S-1, EW-2 or Both-3?		0			0		
Right Turns: FREE-1, NRTOR-2 or OLA-3?		NB-- 0	SB-- 0	0	NB-- 0	SB-- 0	0
		EB-- 0	WB-- 0	0	EB-- 0	WB-- 0	0
ATSAC-1 or ATSAC+ATCS-2?		2			2		
Override Capacity		0			0		
MOVEMENT		Volume	No. of Lanes	Lane Volume	Volume	No. of Lanes	Lane Volume
<b>NORTHBOUND</b>	Left	49	1	49	41	1	41
	Left-Through		0			0	
	Through	543	1	543	570	1	570
	Through-Right		0			0	
	Right	117	1	0	147	1	95
	Left-Through-Right		0			0	
	Left-Right		0			0	
<b>SOUTHBOUND</b>	Left	51	1	51	96	1	96
	Left-Through		0			0	
	Through	543	0	570	535	0	564
	Through-Right		1			1	
	Right	27	0	0	29	0	0
	Left-Through-Right		0			0	
	Left-Right		0			0	
<b>EASTBOUND</b>	Left	33	1	33	66	1	66
	Left-Through		0			0	
	Through	759	2	281	1583	2	567
	Through-Right		1			1	
	Right	83	0	83	119	0	119
	Left-Through-Right		0			0	
	Left-Right		0			0	
<b>WESTBOUND</b>	Left	262	1	262	105	1	105
	Left-Through		0			0	
	Through	1704	2	603	999	2	362
	Through-Right		1			1	
	Right	104	0	104	86	0	86
	Left-Through-Right		0			0	
	Left-Right		0			0	
<b>CRITICAL VOLUMES</b>		<i>North-South:</i>		619	<i>North-South:</i>		666
		<i>East-West:</i>		636	<i>East-West:</i>		672
		<i>SUM:</i>		1255	<i>SUM:</i>		1338
<b>VOLUME/CAPACITY (V/C) RATIO:</b>					0.837		
<b>V/C LESS ATSAC/ATCS ADJUSTMENT:</b>					0.737		
<b>LEVEL OF SERVICE (LOS):</b>					<b>C</b>		

**Project Title:** Inglewood Basketball and Entertainment Center EIR  
**Intersection:** 50 - Van Ness Ave & Century Blvd  
**Description:** Cumulative plus Project - Daytime Event

Thru Lane: 1600 vph  
 Left Lane: 1600 vph  
 Double Lt Penalty: 10 %  
 ITS: 0 %  
 OLA Movements :  
 FF Movements:

N-S Split Phase : N  
 E-W Split Phase : N  
 Lost Time (% of cycle) : 10  
 V/C Round Off (decs.) : 3

**Date/Time:** AM PEAK HOUR

APPROACH	MVMT	LANES	VOLUME	CAPACITY	V/C	ICU ANALYSIS
Southbound	RT	0.06	32	89	0.349	N-S(1): 0.239
	TH	0.94	543	1,511	0.359 *	0.390 *
	LT	1.00	51	1,600	0.032	0.341
Westbound	RT	0.00	104	0	0.000	N-S(2): 0.409 *
	TH	3.00	1,759	4,800	0.385	V/C: 0.799
Northbound	RT	0.00	262	1,600	0.164	Lost Time: 0.100
	TH	0.00	117	0	0.000	ITS: 0.000
	LT	0.00	544	3,200	0.170	
Eastbound	RT	0.00	83	1,600	0.052	ICU: 0.899
	TH	3.00	1,767	4,800	0.368	
	LT	1.00	50	1,600	0.021 *	LOS: D

**Date/Time:** PM PEAK HOUR

APPROACH	MVMT	LANES	VOLUME	CAPACITY	V/C	ICU ANALYSIS
Southbound	RT	0.05	26	89	0.330	N-S(1): 0.284
	TH	0.95	543	1,511	0.353 *	N-S(2): 0.379 *
	LT	1.00	96	1,600	0.060	E-W(1): 0.457 *
Westbound	RT	0.00	86	0	0.000	E-W(2): 0.281
	TH	3.00	1,039	4,800	0.216	V/C: 0.836
	LT	0.00	105	1,600	0.066	Lost Time: 0.100
Northbound	RT	0.00	147	0	0.000	ITS: 0.000
	TH	0.00	570	3,200	0.178	
	LT	1.00	41	1,600	0.026	
Eastbound	RT	0.00	124	0	0.000	ICU: 0.936
	TH	3.00	1,752	4,800	0.391 *	
	LT	1.00	75	1,600	0.047	LOS: E

\* - Denotes critical movement

**Project Title:** Inglewood Basketball and Entertainment Center EIR  
**Intersection:** 50 - Van Ness Ave & Century Blvd  
**Description:** Cumulative plus Project - Daytime Event

Thru Lane: 1600 vph	N-S Split Phase : N
Left Lane: 1600 vph	E-W Split Phase : N
Double Lt Penalty: 10 %	Lost Time (% of cycle) : 10
ITS: 0 %	V/C Round Off (decs.) : 3
OLA Movements :	
FF Movements:	

**Date/Time:** AM PEAK HOUR

APPROACH	MVMT	LANES	VOLUME	CAPACITY	V/C	ICU ANALYSIS
Southbound	RT	0.06	32	89	0.349	N-S(1): 0.372
	TH	0.94	543	1,511	0.359 *	N-S(2): 0.390 *
	LT	1.00	51	1,600	0.032	E-W(1): 0.341
Westbound	RT	0.00	104	0	0.000	E-W(2): 0.409 *
	TH	3.00	1,759	4,800	0.388 *	V/C: 0.799
	LT	1.00	262	1,600	0.164	Lost Time: 0.100
Northbound	RT	1.00	117	1,600	0.000	ITS: 0.000
	TH	1.00	544	1,600	0.340	
	LT	1.00	50	1,600	0.031 *	
Eastbound	RT	0.00	83	0	0.000	ICU: 0.899
	TH	3.00	767	4,800	0.177	
	LT	1.00	33	1,600	0.021 *	LOS: D

**Date/Time:** PM PEAK HOUR

APPROACH	MVMT	LANES	VOLUME	CAPACITY	V/C	ICU ANALYSIS
Southbound	RT	0.05	30	85	0.330	N-S(1): 0.416 *
	TH	0.95	535	1,515	0.353	N-S(2): 0.379
	LT	1.00	96	1,600	0.060 *	E-W(1): 0.457 *
Westbound	RT	0.00	86	0	0.000	E-W(2): 0.281
	TH	3.00	1,039	4,800	0.234	V/C: 0.873
	LT	1.00	105	1,600	0.066 *	Lost Time: 0.100
Northbound	RT	1.00	147	1,600	0.059	ITS: 0.000
	TH	1.00	570	1,600	0.356 *	
	LT	1.00	41	1,600	0.026	
Eastbound	RT	0.00	124	0	0.000	ICU: 0.973
	TH	3.00	1,752	4,800	0.391 *	
	LT	1.00	75	1,600	0.047	LOS: E

\* - Denotes critical movement



## Level of Service Worksheet (Circular 212 Method)




**I/S #:**  
50

**PROJECT TITLE:** Inglewood Basketball and Entertainment Center EIR  
**North-South Street:** Van Ness Ave      **East-West Street:** Century Blvd  
**Scenario:** Cumulative Plus Project - Daytime Event  
**Count Date:**      **Analyst:** <Fehr & Peers>      **Date:**

		AM			PM		
		Volume	No. of Lanes	Lane Volume	Volume	No. of Lanes	Lane Volume
No. of Phases					2		
Opposed Ø'ing: N/S-1, EW-2 or Both-3?					0		
Right Turns: FREE-1, NRTOR-2 or OLA-3?		NB-- 0	SB-- 0		NB-- 0	SB-- 0	
		EB-- 0	WB-- 0		EB-- 0	WB-- 0	
ATSAC-1 or ATSAC+ATCS-2?					2		
Override Capacity					0		
MOVEMENT		Volume	No. of Lanes	Lane Volume	Volume	No. of Lanes	Lane Volume
NORTHBOUND	↔	50	1	50	41	1	41
	↔	544	1	331	535	1	359
	↔	117	0	117	0	0	147
	↔		0			0	
	↔		0			0	
SOUTHBOUND	↔	51	1		96	1	96
	↔	543	0		535	0	565
	↔		1		30	1	0
	↔		0			0	
	↔		0			0	
EASTBOUND	↔			33	75	1	75
	↔			283	1752	2	625
	↔			33	124	1	124
	↔		0			0	
	↔		0			0	
WESTBOUND	↔	262	1		105	1	105
	↔	1759	2	621	375	2	375
	↔	104	1		86	1	86
	↔		0			0	
	↔		0			0	
<b>CRITICAL VOLUMES</b>		<i>North-South:</i>		625	<i>North-South:</i>		606
		<i>East-West:</i>		654	<i>East-West:</i>		730
		<i>SUM:</i>		1279	<i>SUM:</i>		1336
<b>VOLUME/CAPACITY (V/C) RATIO:</b>					0.853	0.891	
<b>V/C LESS ATSAC/ATCS ADJUSTMENT:</b>					0.753	0.791	
<b>LEVEL OF SERVICE (LOS):</b>					<b>C</b>	<b>C</b>	



## Level of Service Worksheet (Circular 212 Method)



**I/S #:**  
50

**PROJECT TITLE:** Inglewood Basketball and Entertainment Center EIR  
**North-South Street:** Van Ness Ave      **East-West Street:** Century Blvd  
**Scenario:** Cumulative Plus Project - Daytime Event  
**Count Date:**      **Analyst:** <Fehr & Peers>      **Date:**

		AM			PM		
		No. of Phases					
		No. of Phases	2		2		2
		Opposed Ø'ing: N/S-1, EW-2 or Both-3?	0		0		0
		Right Turns: FREE-1, NRTOR-2 or OLA-3?	NB-- 0      SB-- 0		NB-- 0      SB-- 0		0
			EB-- 0      WB-- 0		EB-- 0      WB-- 0		0
		ATSAC-1 or ATSAC+ATCS-2?	2		2		2
		Override Capacity	0		0		0
MOVEMENT		Volume	No. of Lanes	Lane Volume	Volume	No. of Lanes	Lane Volume
<b>NORTHBOUND</b>	Left	50	1	50	41	1	41
	Left-Through		0			0	
	Through	544	1	544	570	1	570
	Through-Right		0			0	
	Right	117	1	0	147	1	95
	Left-Through-Right		0			0	
	Left-Right		0			0	
<b>SOUTHBOUND</b>	Left	51	1	51	96	1	96
	Left-Through		0			0	
	Through	543	0	575	535	0	565
	Through-Right		1			1	
	Right	32	0	0	30	0	0
	Left-Through-Right		0			0	
	Left-Right		0			0	
<b>EASTBOUND</b>	Left	33	1	33	75	1	75
	Left-Through		0			0	
	Through	767	2	283	1752	2	625
	Through-Right		1			1	
	Right	83	0	83	124	0	124
	Left-Through-Right		0			0	
	Left-Right		0			0	
<b>WESTBOUND</b>	Left	262	1	262	105	1	105
	Left-Through		0			0	
	Through	1759	2	621	1039	2	375
	Through-Right		1			1	
	Right	104	0	104	86	0	86
	Left-Through-Right		0			0	
	Left-Right		0			0	
<b>CRITICAL VOLUMES</b>			<i>North-South:</i>	625	<i>North-South:</i>		666
			<i>East-West:</i>	654	<i>East-West:</i>		730
			<i>SUM:</i>	1279	<i>SUM:</i>		1396
<b>VOLUME/CAPACITY (V/C) RATIO:</b>				0.853			0.931
<b>V/C LESS ATSAC/ATCS ADJUSTMENT:</b>				0.753			0.831
<b>LEVEL OF SERVICE (LOS):</b>				<b>C</b>			<b>D</b>

**Project Title:** Inglewood Basketball & Entertainment Center EIR  
**Intersection:** 50 - Van Ness Ave & Century Blvd  
**Description:** Cumulative plus Project - Weekday Event

Thru Lane: 1600 vph  
 Left Lane: 1600 vph  
 Double Lt Penalty: 10 %  
 ITS: 0 %  
 OLA Movements :  
 FF Movements:

N-S Split Phase : N  
 E-W Split Phase : N  
 Lost Time (% of cycle) : 10  
 V/C Round Off (decs.) : 3

**Date/Time:** Weekday Pre

APPROACH	MVMT	LANES	VOLUME	CAPACITY	V/C	ICU ANALYSIS
Southbound	RT	0.10	57	158	0.342	N-S(1): 0.245
	TH	0.90	519	1,442	0.360 *	0.386 *
	LT	1.00	78	1,600	0.049	0.392 *
Westbound	RT	0.00	93	0	0.000	N-S(2): 0.387
	TH	3.00	1,592	4,800	0.351	V/C: 0.778
Northbound	RT	0.00	114	1,600	0.071	Lost Time: 0.100
	TH	0.00	494	3,200	0.154	ITS: 0.000
	LT	0.00	41	1,600	0.026	
Eastbound	RT	0.00	84	0	0.000	ICU: 0.878
	TH	3.00	1,592	4,800	0.321 *	
	LT	1.00	78	1,600	0.036	LOS: D

**Date/Time:** Weekday Post

APPROACH	MVMT	LANES	VOLUME	CAPACITY	V/C	ICU ANALYSIS
Southbound	RT	0.12	68	160	0.101	N-S(1): 0.137
	TH	0.88	559	1,600	0.143 *	N-S(2): 0.178 *
	LT	1.00	46	1,600	0.029	E-W(1): 0.399 *
Westbound	RT	0.00	43	0	0.000	E-W(2): 0.208
	TH	0.00	559	4,800	0.116	V/C: 0.577
	LT	0.00	62	1,600	0.039	Lost Time: 0.100
Northbound	RT	0.00	81	0	0.000	ITS: 0.000
	TH	0.00	266	3,200	0.114	
	LT	1.00	56	1,600	0.035	
Eastbound	RT	0.00	75	0	0.000	ICU: 0.677
	TH	3.00	1,652	4,800	0.360 *	
	LT	1.00	133	1,600	0.083	B

\* - Denotes critical movement

<b>Project Title:</b>	<b>Inglewood Basketball &amp; Entertainment Center EIR</b>		
<b>Intersection:</b>	<b>50 - Van Ness Ave &amp; Century Blvd</b>		
<b>Description:</b>	<b>Cumulative plus Project - Weekday Event</b>		
Thru Lane:	1600 vph	N-S Split Phase :	N
Left Lane:	1600 vph	E-W Split Phase :	N
Double Lt Penalty:	10 %	Lost Time (% of cycle) :	10
ITS:	0 %	V/C Round Off (decs.) :	3
OLA Movements :			
FF Movements:			
<b>Date/Time:</b>	<b>Weekday Pre</b>		

APPROACH	MVMT	LANES	VOLUME	CAPACITY	V/C	ICU ANALYSIS
Southbound	RT	0.10	57	158	0.342	N-S(1): 0.358
	TH	0.90	519	1,442	0.360 *	N-S(2): 0.386 *
	LT	1.00	78	1,600	0.049	E-W(1): 0.392 *
Westbound	RT	0.00	93	0	0.000	E-W(2): 0.387
	TH	3.00	1,592	4,800	0.351	V/C: 0.778
	LT	1.00	114	1,600	0.071 *	Lost Time: 0.100
Northbound	RT	1.00	133	1,600	0.048	ITS: 0.000
	TH	1.00	494	1,600	0.309	
	LT	1.00	41	1,600	0.026 *	
Eastbound	RT	0.00	84	0	0.000	ICU: 0.878
	TH	3.00	1,459	4,800	0.321 *	
	LT	1.00	57	1,600	0.036	LOS: D

<b>Date/Time:</b>	<b>Weekday Post</b>		
-------------------	---------------------	--	--

APPROACH	MVMT	LANES	VOLUME	CAPACITY	V/C	ICU ANALYSIS
Southbound	RT	0.12	27	189	0.101	N-S(1): 0.195 *
	TH	0.88	201	1,411	0.143	N-S(2): 0.178
	LT	1.00	46	1,600	0.029 *	E-W(1): 0.399 *
Westbound	RT	0.00	43	0	0.000	E-W(2): 0.208
	TH	3.00	559	4,800	0.125	V/C: 0.594
	LT	1.00	62	1,600	0.039 *	Lost Time: 0.100
Northbound	RT	1.00	81	1,600	0.031	ITS: 0.000
	TH	1.00	266	1,600	0.166 *	
	LT	1.00	56	1,600	0.035	
Eastbound	RT	0.00	75	0	0.000	ICU: 0.694
	TH	3.00	1,652	4,800	0.360 *	
	LT	1.00	133	1,600	0.083	LOS: B

\* - Denotes critical movement

**Project Title:** Inglewood Basketball & Entertainment Center EIR  
**Intersection:** 50 - Van Ness Ave & Century Blvd  
**Description:** Cumulative plus Project - Weekend Event

Thru Lane: 1600 vph  
 Left Lane: 1600 vph  
 Double Lt Penalty: 10 %  
 ITS: 0 %  
 OLA Movements :  
 FF Movements:

N-S Split Phase : N  
 E-W Split Phase : N  
 Lost Time (% of cycle) : 10  
 V/C Round Off (decs.) : 3

**Date/Time:** Weekend Pre

APPROACH	MVMT	LANES	VOLUME	CAPACITY	V/C	ICU ANALYSIS	
Southbound	RT	0.15	66	234	0.260	Mo (1):	0.221
	TH	0.85	385	1,366	0.282 *		0.315 *
	LT	1.00	77	1,600	0.048		0.366
Westbound		0.00	93	0	0.000	Mo (2):	0.408 *
		3.00	1,656	4,800	0.364		
Northbound		0.00	101	1,600	0.063	V/C:	0.723
	RT		111	0		Lost Time:	0.100
	TH		442	3,200		ITS:	0.000
Eastbound	LT		52	1,600			
	RT		65			ICU:	0.823
	TH	3.00	290		0.303	LOS:	D
	LT	1.00			0.044 *		

\* - Denotes critical movement



<b>Project Title:</b>	<b>Inglewood Basketball &amp; Entertainment Center EIR</b>		
<b>Intersection:</b>	<b>50 - Van Ness Ave &amp; Century Blvd</b>		
<b>Description:</b>	<b>Cumulative plus Project - Weekend Event</b>		
Thru Lane:	1600 vph	N-S Split Phase :	N
Left Lane:	1600 vph	E-W Split Phase :	N
Double Lt Penalty:	10 %	Lost Time (% of cycle) :	10
ITS:	0 %	V/C Round Off (decs.) :	3
OLA Movements :			
FF Movements:			
<b>Date/Time:</b>	<b>Weekend Pre</b>		

APPROACH	MVMT	LANES	VOLUME	CAPACITY	V/C	ICU ANALYSIS
Southbound	RT	0.15	66	234	0.260	N-S(1): 0.324 *
	TH	0.85	385	1,366	0.282	N-S(2): 0.315
	LT	1.00	77	1,600	0.048 *	E-W(1): 0.366
Westbound	RT	0.00	93	0	0.000	E-W(2): 0.408 *
	TH	3.00	1,656	4,800	0.364 *	V/C: 0.732
	LT	1.00	101	1,600	0.063	Lost Time: 0.100
Northbound	RT	1.00	111	1,600	0.038	ITS: 0.000
	TH	1.00	442	1,600	0.276 *	
	LT	1.00	52	1,600	0.033	
Eastbound	RT	0.00	65	0	0.000	ICU: 0.832
	TH	3.00	1,390	4,800	0.303	
	LT	1.00	71	1,600	0.044 *	LOS: D

<b>Date/Time:</b>	<b>N/A</b>		
-------------------	------------	--	--

APPROACH	MVMT	LANES	VOLUME	CAPACITY	V/C	ICU ANALYSIS
Southbound	RT		0			
	TH		0			
	LT	1.00	0	1,600	0.000 #	E-W(1): 0.000 *
Westbound	RT	0.00	0	1,600	0.000	E-W(2): 0.000 *
	TH	3.00	0	4,800	0.000 *	
	LT	1.00	0	1,600	0.000 *	
Northbound	RT	1.00	0	1,600	0.000 #	Lost Time: 0.100
	TH	1.00	0	1,600	0.000 #	ITS: 0.000
	LT	1.00	0	1,600	0.000 #	
Eastbound	RT	0.00	0	1,600	0.000	
	TH	3.00	0	4,800	0.000 *	
	LT	1.00	0	1,600	0.000 *	

\* - Denotes critical movement



## Level of Service Worksheet (Circular 212 Method)




**I/S #:** 50      **PROJECT TITLE:** Inglewood Basketball & Entertainment Center EIR  
**North-South Street:** Van Ness Ave      **East-West Street:** Century Blvd  
**Scenario:** Cumulative plus Project - Event Weekday  
**Count Date:**      **Analyst:** <Fehr & Peers>      **Date:**

		PreGame			PostGame		
		No. of Phases					
Opposed Ø'ing: N/S-1, E/W-2 or Both-3?			2		2		2
Right Turns: FREE-1, NRTOR-2 or OLA-3?			0		0		0
ATSAC-1 or ATSAC+ATCS-2?		NB-- 0	0	SB-- 0	NB-- 0	0	0
Override Capacity		EB-- 0	0	WB-- 0	EB-- 0	0	0
			2		2		2
			0		0		0
MOVEMENT		Volume	No. of Lanes	Lane Volume	Volume	No. of Lanes	Lane Volume
NORTHBOUND	↔	41	1	41	56	1	56
	↔	494	0	314	201	0	174
	↔	133	1	133	81	1	81
	↔	0	0	0	0	0	0
	↔	0	0	0	0	0	0
SOUTHBOUND	↔	78	1	78	46	1	46
	↔	519	0	314	201	0	228
	↔	0	1	0	27	1	27
	↔	0	0	0	0	0	0
	↔	0	0	0	0	0	0
EASTBOUND	↔	0	0	57	133	1	133
	↔	0	0	514	1652	2	576
	↔	0	1	84	75	1	75
	↔	0	0	0	0	0	0
	↔	0	0	0	0	0	0
WESTBOUND	↔	114	1	114	62	1	62
	↔	1592	0	562	201	0	201
	↔	93	2	93	43	2	43
	↔	0	1	0	0	1	0
	↔	0	0	0	0	0	0
<b>CRITICAL VOLUMES</b>		North-South:		617	East-West:		284
		East-West:		628	SUM:		638
		SUM:		1245	SUM:		922
<b>VOLUME/CAPACITY (V/C) RATIO:</b>				0.830			0.615
<b>V/C LESS ATSAC/ATCS ADJUSTMENT:</b>				0.730			0.515
<b>LEVEL OF SERVICE (LOS):</b>				<b>C</b>			<b>A</b>



**Level of Service Worksheet  
(Circular 212 Method)**



**I/S #:**  
50

**PROJECT TITLE:** Inglewood Basketball & Entertainment Center EIR  
**North-South Street:** Van Ness Ave      **East-West Street:** Century Blvd  
**Scenario:** Cumulative plus Project - Event Weekday  
**Count Date:**      **Analyst:** <Fehr & Peers>      **Date:**

		PreGame			PostGame		
No. of Phases		2			2		
Opposed Ø'ing: N/S-1, E/W-2 or Both-3?		0			0		
Right Turns: FREE-1, NRTOR-2 or OLA-3?		NB-- 0	SB-- 0	NB-- 0	SB-- 0	0	0
		EB-- 0	WB-- 0	EB-- 0	WB-- 0	0	0
ATSAC-1 or ATSAC+ATCS-2?		2			2		
Override Capacity		0			0		
MOVEMENT		Volume	No. of Lanes	Lane Volume	Volume	No. of Lanes	Lane Volume
NORTHBOUND	Left	41	1	41	56	1	56
	Left-Through		0			0	
	Through	494	1	494	266	1	266
	Through-Right		0			0	
	Right	133	1	76	81	1	50
	Left-Through-Right		0			0	
	Left-Right		0			0	
SOUTHBOUND	Left	78	1	78	46	1	46
	Left-Through		0			0	
	Through	519	0	576	201	0	228
	Through-Right		1			1	
	Right	57	0	0	27	0	0
	Left-Through-Right		0			0	
	Left-Right		0			0	
EASTBOUND	Left	57	1	57	133	1	133
	Left-Through		0			0	
	Through	1459	2	514	1652	2	576
	Through-Right		1			1	
	Right	84	0	84	75	0	75
	Left-Through-Right		0			0	
	Left-Right		0			0	
WESTBOUND	Left	114	1	114	62	1	62
	Left-Through		0			0	
	Through	1592	2	562	559	2	201
	Through-Right		1			1	
	Right	93	0	93	43	0	43
	Left-Through-Right		0			0	
	Left-Right		0			0	
<b>CRITICAL VOLUMES</b>		North-South:		617	North-South:		312
		East-West:		628	East-West:		638
		SUM:		1245	SUM:		950
<b>VOLUME/CAPACITY (V/C) RATIO:</b>				0.830			0.633
<b>V/C LESS ATSAC/ATCS ADJUSTMENT:</b>				0.730			0.533
<b>LEVEL OF SERVICE (LOS):</b>				<b>C</b>			<b>A</b>

Version: 1i Beta; 8/4/2011



## Level of Service Worksheet (Circular 212 Method)



**I/S #:** 50      **PROJECT TITLE:** Inglewood Basketball & Entertainment Center EIR  
**North-South Street:** Van Ness Ave      **East-West Street:** Century Blvd  
**Scenario:** Cumulative plus Project - Event Weekend  
**Count Date:**      **Analyst:** <Fehr & Peers>      **Date:**

		PreGame			N/A		
		No. of Phases					
Opposed Ø'ing: N/S-1, E/W-2 or Both-3?				2			
Right Turns: FREE-1, NRTOR-2 or OLA-3?		NB-- 0	SB-- 0	NB-- 0	SB-- 0		
ATSAC-1 or ATSAC+ATCS-2?		EB-- 0	WB-- 0	EB-- 0	WB-- 0		
Override Capacity				2			
				0			
MOVEMENT		Volume	No. of Lanes	Lane Volume	Volume	No. of Lanes	Lane Volume
NORTHBOUND	↔	52	1	52			0
	↔	442	0	277			0
	↔	111	1	111			0
	↔		0				0
	↔		0				0
SOUTHBOUND	↔	77	1				0
	↔	385	0				0
	↔		1				0
	↔		0				0
	↔		0				0
EASTBOUND	↔			71			0
	↔			485			0
	↔	35		65			0
	↔		0				0
	↔		0				0
WESTBOUND	↔	101	1				0
	↔	1656	2	583			0
	↔	93	1	93			0
	↔		0				0
	↔		0				0
<b>CRITICAL VOLUMES</b>		North-South:		503	East-West:		0
		East-West:		654	SUM:		0
		SUM:		1157	SUM:		0
<b>VOLUME/CAPACITY (V/C) RATIO:</b>				0.771			0.000
<b>V/C LESS ATSAC/ATCS ADJUSTMENT:</b>				0.671			0.000
<b>LEVEL OF SERVICE (LOS):</b>				<b>B</b>			<b>A</b>



**Level of Service Worksheet  
(Circular 212 Method)**



**I/S #:**  
50

**PROJECT TITLE:** Inglewood Basketball & Entertainment Center EIR  
**North-South Street:** Van Ness Ave      **East-West Street:** Century Blvd  
**Scenario:** Cumulative plus Project - Event Weekend  
**Count Date:**      **Analyst:** <Fehr & Peers>      **Date:**

		PreGame			N/A		
No. of Phases		2					
Opposed Ø'ing: N/S-1, E/W-2 or Both-3?		0					
Right Turns: FREE-1, NRTOR-2 or OLA-3?		NB-- 0	SB-- 0	NB-- 0	SB-- 0		
ATSAC-1 or ATSAC+ATCS-2?		EB-- 0	WB-- 0	EB-- 0	WB-- 0		
Override Capacity		2					
		0					
MOVEMENT		Volume	No. of Lanes	Lane Volume	Volume	No. of Lanes	Lane Volume
NORTHBOUND	Left	52	1	52			0
	Left-Through		0				
	Through	442	1	442			0
	Through-Right		0				
	Right	111	1	61			0
	Left-Through-Right		0				
	Left-Right		0				
SOUTHBOUND	Left	77	1	77			0
	Left-Through		0				
	Through	385	0	451			0
	Through-Right		1				
	Right	66	0	0			0
	Left-Through-Right		0				
	Left-Right		0				
EASTBOUND	Left	71	1	71			0
	Left-Through		0				
	Through	1390	2	485			0
	Through-Right		1				
	Right	65	0	65			0
	Left-Through-Right		0				
	Left-Right		0				
WESTBOUND	Left	101	1	101			0
	Left-Through		0				
	Through	1656	2	583			0
	Through-Right		1				
	Right	93	0	93			0
	Left-Through-Right		0				
	Left-Right		0				
<b>CRITICAL VOLUMES</b>		North-South: 519		North-South: 0			
		East-West: 654		East-West: 0			
		SUM: 1173		SUM: 0			
<b>VOLUME/CAPACITY (V/C) RATIO:</b>				0.782		0.000	
<b>V/C LESS ATSAC/ATCS ADJUSTMENT:</b>				0.682		0.000	
<b>LEVEL OF SERVICE (LOS):</b>				<b>B</b>		<b>A</b>	

Version: 1i Beta; 8/4/2011

THE FOLLOWING PAGE REPLACES THIS PAGE.

**Project Title:** Inglewood Basketball & Entertainment Center EIR  
**Intersection:** 50 - Van Ness Ave & Century Blvd  
**Description:** Cumulative with The Forum (No Project) - Weekday Event

Thru Lane: 1600 vph  
 Left Lane: 1600 vph  
 Double Lt Penalty: 10 %  
 ITS: 0 %  
 OLA Movements :  
 FF Movements:

N-S Split Phase : N  
 E-W Split Phase : N  
 Lost Time (% of cycle) : 10  
 V/C Round Off (decs.) : 3

**Date/Time:** Weekday Pre

APPROACH	MVMT	LANES	VOLUME	CAPACITY	V/C	ICU ANALYSIS
Southbound	RT	0.06	36	104	0.331	N-S(1): 0.245
	TH	0.94	519	1,496	0.347 *	0.366 *
	LT	1.00	78	1,600	0.049	0.379 *
Westbound	RT	0.00	93	0	0.000	N-S(2): 0.345
	TH	3.00	1,403	4,800	0.312	V/C: 0.745
Northbound	RT	0.00	114	1,600	0.071	Lost Time: 0.100
	TH	0.00	133	0	0.000	ITS: 0.000
	LT	0.00	494	3,200	0.154	
Eastbound	RT	0.00	84	1,600	0.053	ICU: 0.845
	TH	3.00	295	4,800	0.308 *	
	LT	1.00	36	1,600	0.033	LOS: D

**Date/Time:** Weekday Post

APPROACH	MVMT	LANES	VOLUME	CAPACITY	V/C	ICU ANALYSIS
Southbound	RT	0.07	42	1,600	0.124	N-S(1): 0.137
	TH	0.93	519	1,496	0.136 *	N-S(2): 0.153 *
	LT	1.00	78	1,600	0.029	E-W(1): 0.350 *
Westbound	RT	0.00	43	0	0.000	E-W(2): 0.143
	TH	0.00	535	4,800	0.111	V/C: 0.503
	LT	0.00	62	1,600	0.039	Lost Time: 0.100
Northbound	RT	0.00	81	0	0.000	ITS: 0.000
	TH	0.00	266	3,200	0.117	
	LT	1.00	27	1,600	0.017	
Eastbound	RT	0.00	36	0	0.000	ICU: 0.603
	TH	3.00	1,455	4,800	0.311 *	
	LT	1.00	36	1,600	0.023	LOS: B

\* - Denotes critical movement

<b>Project Title:</b>	<b>Inglewood Basketball &amp; Entertainment Center EIR</b>		
<b>Intersection:</b>	<b>50 - Van Ness Ave &amp; Century Blvd</b>		
<b>Description:</b>	<b>Cumulative with The Forum (No Project) - Weekday Event</b>		
Thru Lane:	1600 vph	N-S Split Phase :	N
Left Lane:	1600 vph	E-W Split Phase :	N
Double Lt Penalty:	10 %	Lost Time (% of cycle) :	10
ITS:	0 %	V/C Round Off (decs.) :	3
OLA Movements :			
FF Movements:			
<b>Date/Time:</b>	<b>Weekday Pre</b>		

APPROACH	MVMT	LANES	VOLUME	CAPACITY	V/C	ICU ANALYSIS
Southbound	RT	0.06	36	104	0.331	N-S(1): 0.358
	TH	0.94	519	1,496	0.347 *	N-S(2): 0.366 *
	LT	1.00	78	1,600	0.049	E-W(1): 0.379 *
Westbound	RT	0.00	93	0	0.000	E-W(2): 0.345
	TH	3.00	1,403	4,800	0.312	V/C: 0.745
	LT	1.00	114	1,600	0.071 *	Lost Time: 0.100
Northbound	RT	1.00	133	1,600	0.048	ITS: 0.000
	TH	1.00	494	1,600	0.309	
	LT	1.00	31	1,600	0.019 *	
Eastbound	RT	0.00	84	0	0.000	ICU: 0.845
	TH	3.00	1,395	4,800	0.308 *	
	LT	1.00	52	1,600	0.033	LOS: D

<b>Date/Time:</b>	<b>Weekday Post</b>		
-------------------	---------------------	--	--

APPROACH	MVMT	LANES	VOLUME	CAPACITY	V/C	ICU ANALYSIS
Southbound	RT	0.07	16	118	0.124	N-S(1): 0.195 *
	TH	0.93	201	1,482	0.136	N-S(2): 0.153
	LT	1.00	46	1,600	0.029 *	E-W(1): 0.350 *
Westbound	RT	0.00	43	0	0.000	E-W(2): 0.143
	TH	3.00	535	4,800	0.120	V/C: 0.545
	LT	1.00	62	1,600	0.039 *	Lost Time: 0.100
Northbound	RT	1.00	81	1,600	0.031	ITS: 0.000
	TH	1.00	266	1,600	0.166 *	
	LT	1.00	27	1,600	0.017	
Eastbound	RT	0.00	36	0	0.000	ICU: 0.645
	TH	3.00	1,455	4,800	0.311 *	
	LT	1.00	36	1,600	0.023	LOS: B

\* - Denotes critical movement

**Project Title:** Inglewood Basketball & Entertainment Center (IBEC)  
**Intersection:** 50 - Van Ness Ave & Century Blvd  
**Description:** Cumulative with The Forum (No Project) - Weekend Event

Thru Lane: 1600 vph  
 Left Lane: 1600 vph  
 Double Lt Penalty: 10 %  
 ITS: 0 %  
 OLA Movements :  
 FF Movements:

N-S Split Phase : N  
 E-W Split Phase : N  
 Lost Time (% of cycle) : 10  
 V/C Round Off (decs.) : 3

**Date/Time:** Weekend Pre

APPROACH	MVMT	LANES	VOLUME	CAPACITY	V/C	ICU ANALYSIS	
Southbound	RT	0.11	46	171	0.249	MOV(1):	0.221
	TH	0.89	385	1,429	0.269 *		0.295 *
	LT	1.00	77	1,600	0.048		0.350 *
Westbound	TH	0.00	93	0	0.000	MOV(2):	0.329
	LT	3.00	1,290	4,800	0.288	V/C:	0.645
Northbound	TH	0.00	101	1,600	0.063	Lost Time:	0.100
	LT	0.00	111	0	0.000	ITS:	0.000
	RT	0.00	442	3,200	0.138		
Eastbound	RT	0.00	65	1,600	0.041	ICU:	0.745
	TH	3.00	214	1,600	0.287 *	LOS:	C
	LT	1.00	77	1,600	0.048		

\* - Denotes critical movement



<b>Project Title:</b>		<b>Inglewood Basketball &amp; Entertainment Center (IBEC)</b>			
<b>Intersection:</b>		<b>50 - Van Ness Ave &amp; Century Blvd</b>			
<b>Description:</b>		<b>Cumulative with The Forum (No Project) - Weekend Event</b>			
Thru Lane:	1600 vph			N-S Split Phase :	N
Left Lane:	1600 vph			E-W Split Phase :	N
Double Lt Penalty:	10 %			Lost Time (% of cycle) :	10
ITS:	0 %			V/C Round Off (decs.) :	3
OLA Movements :					
FF Movements:					
<b>Date/Time:</b>	<b>Weekend Pre</b>				

APPROACH	MVMT	LANES	VOLUME	CAPACITY	V/C	ICU ANALYSIS
Southbound	RT	0.11	46	171	0.249	N-S(1): 0.324 *
	TH	0.89	385	1,429	0.269	N-S(2): 0.295
	LT	1.00	77	1,600	0.048 *	E-W(1): 0.350 *
Westbound	RT	0.00	93	0	0.000	E-W(2): 0.329
	TH	3.00	1,290	4,800	0.288	V/C: 0.674
	LT	1.00	101	1,600	0.063 *	Lost Time: 0.100
Northbound	RT	1.00	111	1,600	0.038	ITS: 0.000
	TH	1.00	442	1,600	0.276 *	
	LT	1.00	42	1,600	0.026	
Eastbound	RT	0.00	65	0	0.000	ICU: 0.774
	TH	3.00	1,314	4,800	0.287 *	
	LT	1.00	65	1,600	0.041	LOS: C

<b>Date/Time:</b>	<b>N/A</b>
-------------------	------------

APPROACH	MVMT	LANES	VOLUME	CAPACITY	V/C	ICU ANALYSIS
Southbound	RT		0			
	TH		0			
	LT	1.00	0	1,600	0.000 #	E-W(1): 0.000 *
Westbound	RT	0.00	0	1,600	0.000	E-W(2): 0.000 *
	TH	3.00	0	4,800	0.000 *	
	LT	1.00	0	1,600	0.000 *	
Northbound	RT	1.00	0	1,600	0.000 #	Lost Time: 0.100
	TH	1.00	0	1,600	0.000 #	ITS: 0.000
	LT	1.00	0	1,600	0.000 #	
Eastbound	RT	0.00	0	1,600	0.000	
	TH	3.00	0	4,800	0.000 *	
	LT	1.00	0	1,600	0.000 *	

\* - Denotes critical movement



## Level of Service Worksheet (Circular 212 Method)




**I/S #:** 50      **PROJECT TITLE:** Inglewood Basketball & Entertainment Center EIR  
**North-South Street:** Van Ness Ave      **East-West Street:** Century Blvd  
**Scenario:** Cumulative with The Forum (No Project) - Event Weekday  
**Count Date:**      **Analyst:** <Fehr & Peers>      **Date:**

		PreGame			PostGame		
		Volume	No. of Lanes	Lane Volume	Volume	No. of Lanes	Lane Volume
No. of Phases					2		
Opposed Ø'ing: N/S-1, E/W-2 or Both-3?					0		
Right Turns: FREE-1, NRTOR-2 or OLA-3?		NB-- 0	SB-- 0		NB-- 0	SB-- 0	
		EB-- 0	WB-- 0		EB-- 0	WB-- 0	
ATSAC-1 or ATSAC+ATCS-2?					2		
Override Capacity					0		
MOVEMENT		Volume	No. of Lanes	Lane Volume	Volume	No. of Lanes	Lane Volume
NORTHBOUND	Left	31	1	31	27	1	27
	Left-Through		0			0	
	Through	494	1	314	270	1	174
	Through-Right		1			1	
	Right	133	0	133	114	0	81
	Left-Through-Right		0			0	
	Left-Right		0			0	
SOUTHBOUND	Left	78	1		46	1	46
	Left-Through		0			0	
	Through	519	0		201	0	217
	Through-Right		1			1	
	Right	16	0	0	16	0	0
	Left-Through-Right		0			0	
	Left-Right		0			0	
EASTBOUND	Left			52	36	1	36
	Left-Through					0	
	Through			493	1455	2	497
	Through-Right					1	
	Right	84	0	84	36	0	36
	Left-Through-Right		0			0	
	Left-Right		0			0	
WESTBOUND	Left	114	1		62	1	62
	Left-Through		0			0	
	Through	1403	2	499	1337	2	193
	Through-Right		1			1	
	Right	93	0	93	81	0	43
	Left-Through-Right		0			0	
	Left-Right		0			0	
<b>CRITICAL VOLUMES</b>		North-South:			586	East-West:	
		East-West:			607	North-South:	
		SUM:			1193	SUM:	
<b>VOLUME/CAPACITY (V/C) RATIO:</b>					0.795	0.535	
<b>V/C LESS ATSAC/ATCS ADJUSTMENT:</b>					0.695	0.435	
<b>LEVEL OF SERVICE (LOS):</b>					<b>B</b>	<b>A</b>	



**Level of Service Worksheet  
(Circular 212 Method)**



**I/S #:**  
50

**PROJECT TITLE:** Inglewood Basketball & Entertainment Center EIR  
**North-South Street:** Van Ness Ave      **East-West Street:** Century Blvd  
**Scenario:** Cumulative with The Forum (No Project) - Event Weekday  
**Count Date:**      **Analyst:** <Fehr & Peers>      **Date:**

		PreGame			PostGame		
No. of Phases					2		
Opposed Ø'ing: N/S-1, E/W-2 or Both-3?					0		
Right Turns: FREE-1, NRTOR-2 or OLA-3?		NB-- 0	SB-- 0		NB-- 0	SB-- 0	
ATSAC-1 or ATSAC+ATCS-2?		EB-- 0	WB-- 0		EB-- 0	WB-- 0	
Override Capacity					2		
					0		
MOVEMENT		Volume	No. of Lanes	Lane Volume	Volume	No. of Lanes	Lane Volume
NORTHBOUND	Left	31	1	31	27	1	27
	Left-Through		0			0	
	Through	494	1	494	266	1	266
	Through-Right		0			0	
	Right	133	1	76	81	1	50
	Left-Through-Right		0			0	
	Left-Right		0			0	
SOUTHBOUND	Left	78	1	78	46	1	46
	Left-Through		0			0	
	Through	519	0	555	201	0	217
	Through-Right		1			1	
	Right	36	0	0	16	0	0
	Left-Through-Right		0			0	
	Left-Right		0			0	
EASTBOUND	Left	52	1	52	36	1	36
	Left-Through		0			0	
	Through	1395	2	493	1455	2	497
	Through-Right		1			1	
	Right	84	0	84	36	0	36
	Left-Through-Right		0			0	
	Left-Right		0			0	
WESTBOUND	Left	114	1	114	62	1	62
	Left-Through		0			0	
	Through	1403	2	499	535	2	193
	Through-Right		1			1	
	Right	93	0	93	43	0	43
	Left-Through-Right		0			0	
	Left-Right		0			0	
<b>CRITICAL VOLUMES</b>		North-South: 586			North-South: 312		
		East-West: 607			East-West: 559		
		SUM: 1193			SUM: 871		
<b>VOLUME/CAPACITY (V/C) RATIO:</b>		0.795			0.581		
<b>V/C LESS ATSAC/ATCS ADJUSTMENT:</b>		0.695			0.481		
<b>LEVEL OF SERVICE (LOS):</b>		<b>B</b>			<b>A</b>		



## Level of Service Worksheet (Circular 212 Method)




**I/S #:**  
50

**PROJECT TITLE:** Inglewood Basketball & Entertainment Center EIR  
**North-South Street:** Van Ness Ave      **East-West Street:** Century Blvd  
**Scenario:** Cumulative with The Forum (No Project) - Event Weekend  
**Count Date:**      **Analyst:** <Fehr & Peers>      **Date:**

		PreGame			N/A	
		No. of Phases				
Opposed Ø'ing: N/S-1, E/W-2 or Both-3?					2	
Right Turns: FREE-1, NRTOR-2 or OLA-3?					0	
ATSAC-1 or ATSAC+ATCS-2?					0	
Override Capacity					0	
MOVEMENT		Volume	No. of Lanes	Lane Volume	Volume	Lane Volume
NORTHBOUND	Left	42	1	42		0
	Left-Through		0			
	Through	442	1	277		0
	Through-Right		1			
	Right	111	0	111		0
SOUTHBOUND	Left-Through-Right		0			
	Left-Right		0			
	Left	77	1			0
	Left-Through		0			
	Through	385	0			0
EASTBOUND	Through-Right		1			
	Right		0			0
	Left-Through-Right		0			
	Left-Right		0			
	Left		0	65		0
WESTBOUND	Left-Through		0			
	Through		2	461		0
	Through-Right		1			
	Right	93	0	93		0
	Left-Through-Right		0			
<b>CRITICAL VOLUMES</b>		North-South:			473	0
		East-West:			561	0
		SUM:			1034	0
<b>VOLUME/CAPACITY (V/C) RATIO:</b>					0.689	0.000
<b>V/C LESS ATSAC/ATCS ADJUSTMENT:</b>					0.589	0.000
<b>LEVEL OF SERVICE (LOS):</b>					A	A



**Level of Service Worksheet  
(Circular 212 Method)**



**I/S #:**  
50

**PROJECT TITLE:** Inglewood Basketball & Entertainment Center EIR  
**North-South Street:** Van Ness Ave      **East-West Street:** Century Blvd  
**Scenario:** Cumulative with The Forum (No Project) - Event Weekend  
**Count Date:**      **Analyst:** <Fehr & Peers>      **Date:**

		PreGame			N/A		
No. of Phases		2					
Opposed Ø'ing: N/S-1, E/W-2 or Both-3?		0					
Right Turns: FREE-1, NRTOR-2 or OLA-3?		NB-- 0	SB-- 0	NB-- 0	SB-- 0		
ATSAC-1 or ATSAC+ATCS-2?		EB-- 0	WB-- 0	EB-- 0	WB-- 0		
Override Capacity		2					
		0					
MOVEMENT		Volume	No. of Lanes	Lane Volume	Volume	No. of Lanes	Lane Volume
NORTHBOUND	Left	42	1	42			0
	Left-Through		0				
	Through	442	1	442			0
	Through-Right		0				
	Right	111	1	61			0
	Left-Through-Right		0				
	Left-Right		0				
SOUTHBOUND	Left	77	1	77			0
	Left-Through		0				
	Through	385	0	431			0
	Through-Right		1				
	Right	46	0	0			0
	Left-Through-Right		0				
	Left-Right		0				
EASTBOUND	Left	65	1	65			0
	Left-Through		0				
	Through	1314	2	460			0
	Through-Right		1				
	Right	65	0	65			0
	Left-Through-Right		0				
	Left-Right		0				
WESTBOUND	Left	101	1	101			0
	Left-Through		0				
	Through	1290	2	461			0
	Through-Right		1				
	Right	93	0	93			0
	Left-Through-Right		0				
	Left-Right		0				
<b>CRITICAL VOLUMES</b>		North-South: 519		North-South: 0			
		East-West: 561		East-West: 0			
		SUM: 1080		SUM: 0			
<b>VOLUME/CAPACITY (V/C) RATIO:</b>				0.720		0.000	
<b>V/C LESS ATSAC/ATCS ADJUSTMENT:</b>				0.620		0.000	
<b>LEVEL OF SERVICE (LOS):</b>				<b>B</b>		<b>A</b>	

**Project Title:** Inglewood Basketball & Entertainment Center EIR  
**Intersection:** 50 - Van Ness Ave & Century Blvd  
**Description:** Cumulative with The Forum plus Project - Weekday Event

Thru Lane:	1600 vph	N-S Split Phase :	N
Left Lane:	1600 vph	E-W Split Phase :	N
Double Lt Penalty:	10 %	Lost Time (% of cycle) :	10
ITS:	0 %	V/C Round Off (decs.) :	3
OLA Movements :			
FF Movements:			

**Date/Time:** Weekday Pre

APPROACH	MVMT	LANES	VOLUME	CAPACITY	V/C	ICU ANALYSIS
Southbound	RT	0.10	57	158	0.342	N-S(1): 0.245
	TH	0.90	519	1,442	0.360 *	0.386 *
	LT	1.00	78	1,600	0.049	0.397
Westbound	RT	0.00	93	0	0.000	N-S(2): 0.471 *
	TH	3.00	1,996	4,800	0.435	V/C: 0.857
Northbound	RT	0.00	114	1,600	0.071	Lost Time: 0.100
	TH	0.00	133	0	0.000	ITS: 0.000
	LT	0.00	494	3,200	0.154	
Eastbound	RT	0.00	41	1,600	0.026	ICU: 0.957
	TH	3.00	84	0	0.000	
	LT	1.00	180	1,600	0.113	LOS: E

**Date/Time:** Weekday Post

APPROACH	MVMT	LANES	VOLUME	CAPACITY	V/C	ICU ANALYSIS
Southbound	RT	0.12	41	1,600	0.101	N-S(1): 0.137
	TH	0.88	41	1,600	0.143 *	N-S(2): 0.178 *
	LT	1.00	46	1,600	0.029	E-W(1): 0.566 *
Westbound	RT	0.00	43	1,600	0.027	E-W(2): 0.222
	TH	0.00	622	4,800	0.130	V/C: 0.744
	LT	0.00	62	1,600	0.039	Lost Time: 0.100
Northbound	RT	0.00	81	0	0.000	ITS: 0.000
	TH	0.00	266	3,200	0.115	
	LT	1.00	56	1,600	0.035	
Eastbound	RT	0.00	75	0	0.000	ICU: 0.844
	TH	3.00	2,454	4,800	0.527 *	
	LT	1.00	133	1,600	0.083	D

\* - Denotes critical movement

<b>Project Title:</b>	<b>Inglewood Basketball &amp; Entertainment Center EIR</b>		
<b>Intersection:</b>	<b>50 - Van Ness Ave &amp; Century Blvd</b>		
<b>Description:</b>	<b>Cumulative with The Forum plus Project - Weekday Event</b>		
Thru Lane:	1600 vph	N-S Split Phase :	N
Left Lane:	1600 vph	E-W Split Phase :	N
Double Lt Penalty:	10 %	Lost Time (% of cycle) :	10
ITS:	0 %	V/C Round Off (decs.) :	3
OLA Movements :			
FF Movements:			
<b>Date/Time:</b>	<b>Weekday Pre</b>		

APPROACH	MVMT	LANES	VOLUME	CAPACITY	V/C	ICU ANALYSIS
Southbound	RT	0.10	57	158	0.342	N-S(1): 0.358
	TH	0.90	519	1,442	0.360 *	N-S(2): 0.386 *
	LT	1.00	78	1,600	0.049	E-W(1): 0.397
Westbound	RT	0.00	93	0	0.000	E-W(2): 0.471 *
	TH	3.00	1,996	4,800	0.435 *	V/C: 0.857
	LT	1.00	114	1,600	0.071	Lost Time: 0.100
Northbound	RT	1.00	133	1,600	0.048	ITS: 0.000
	TH	1.00	494	1,600	0.309	
	LT	1.00	41	1,600	0.026 *	
Eastbound	RT	0.00	84	0	0.000	ICU: 0.957
	TH	3.00	1,480	4,800	0.326	
	LT	1.00	57	1,600	0.036 *	LOS: E

<b>Date/Time:</b>	<b>Weekday Post</b>		
-------------------	---------------------	--	--

APPROACH	MVMT	LANES	VOLUME	CAPACITY	V/C	ICU ANALYSIS
Southbound	RT	0.12	27	189	0.101	N-S(1): 0.195 *
	TH	0.88	201	1,411	0.143	N-S(2): 0.178
	LT	1.00	46	1,600	0.029 *	E-W(1): 0.566 *
Westbound	RT	0.00	43	0	0.000	E-W(2): 0.222
	TH	3.00	622	4,800	0.139	V/C: 0.761
	LT	1.00	62	1,600	0.039 *	Lost Time: 0.100
Northbound	RT	1.00	81	1,600	0.031	ITS: 0.000
	TH	1.00	266	1,600	0.166 *	
	LT	1.00	56	1,600	0.035	
Eastbound	RT	0.00	75	0	0.000	ICU: 0.861
	TH	3.00	2,454	4,800	0.527 *	
	LT	1.00	133	1,600	0.083	LOS: D

\* - Denotes critical movement

**Project Title:** Inglewood Basketball & Entertainment Center EIR  
**Intersection:** 50 - Van Ness Ave & Century Blvd  
**Description:** Cumulative with The Forum plus Project - Weekend Event

Thru Lane:	1600 vph	N-S Split Phase :	N
Left Lane:	1600 vph	E-W Split Phase :	N
Double Lt Penalty:	10 %	Lost Time (% of cycle) :	10
ITS:	0 %	V/C Round Off (decs.) :	3
OLA Movements :			
FF Movements:			

**Date/Time:** Weekend Pre

APPROACH	MVMT	LANES	VOLUME	CAPACITY	V/C	ICU ANALYSIS
Southbound	RT	0.15	66	234	0.260	Mov (1): 0.221
	TH	0.85	385	1,366	0.282 *	0.315 *
	LT	1.00	77	1,600	0.048	0.368
Westbound	TH	0.00	93	0	0.000	Mov (2): 0.454 *
	LT	3.00	1,873	4,800	0.410	V/C: 0.769
Northbound	TH	0.00	101	1,600	0.063	Lost Time: 0.100
	TH		442	3,200		ITS: 0.000
	LT		52	1,600		
Eastbound	RT		65		0.040	ICU: 0.869
	TH	3.00	101		0.305	
	LT	1.00			0.044 *	LOS: D

\* - Denotes critical movement



**Project Title:** Inglewood Basketball & Entertainment Center EIR  
**Intersection:** 50 - Van Ness Ave & Century Blvd  
**Description:** Cumulative with The Forum plus Project - Weekend Event

Thru Lane: 1600 vph  
 Left Lane: 1600 vph  
 Double Lt Penalty: 10 %  
 ITS: 0 %

OLA Movements :  
 FF Movements:

N-S Split Phase : N  
 E-W Split Phase : N  
 Lost Time (% of cycle) : 10  
 V/C Round Off (decs.) : 3

**Date/Time:** Weekend Pre

APPROACH	MVMT	LANES	VOLUME	CAPACITY	V/C	ICU ANALYSIS
Southbound	RT	0.15	66	234	0.260	N-S(1): 0.324 * N-S(2): 0.315 E-W(1): 0.368 E-W(2): 0.454 *
	TH	0.85	385	1,366	0.282	
	LT	1.00	77	1,600	0.048 *	
Westbound	RT	0.00	93	0	0.000	V/C: 0.778 Lost Time: 0.100 ITS: 0.000
	TH	3.00	1,873	4,800	0.410 *	
	LT	1.00	101	1,600	0.063	
Northbound	RT	1.00	111	1,600	0.038	ICU: 0.878
	TH	1.00	442	1,600	0.276 *	
	LT	1.00	52	1,600	0.033	
Eastbound	RT	0.00	65	0	0.000	LOS: D
	TH	3.00	1,401	4,800	0.305	
	LT	1.00	71	1,600	0.044 *	

**Date/Time:** N/A

APPROACH	MVMT	LANES	VOLUME	CAPACITY	V/C	ICU ANALYSIS
Southbound	RT		0			E-W(1): 0.000 * E-W(2): 0.000 *
	TH		0			
	LT	1.00	0	1,600	0.000 #	
Westbound	RT	0.00	0	1,600	0.000	Lost Time: 0.100 ITS: 0.000
	TH	3.00	0	4,800	0.000 *	
	LT	1.00	0	1,600	0.000 *	
Northbound	RT	1.00	0	1,600	0.000 #	
	TH	1.00	0	1,600	0.000 #	
	LT	1.00	0	1,600	0.000 #	
Eastbound	RT	0.00	0	1,600	0.000	
	TH	3.00	0	4,800	0.000 *	
	LT	1.00	0	1,600	0.000 *	

\* - Denotes critical movement



## Level of Service Worksheet (Circular 212 Method)




**I/S #:**  
50

**PROJECT TITLE:** Inglewood Basketball & Entertainment Center EIR  
**North-South Street:** Van Ness Ave      **East-West Street:** Century Blvd  
**Scenario:** Cumulative with The Forum plus Project - Event Weekday  
**Count Date:**      **Analyst:** <Fehr & Peers>      **Date:**

		PreGame			PostGame			
		Volume	No. of Lanes	Lane Volume	Volume	No. of Lanes	Lane Volume	
No. of Phases					2			
Opposed Ø'ing: N/S-1, E/W-2 or Both-3?					0			
Right Turns: FREE-1, NRTOR-2 or OLA-3?		NB-- 0	SB-- 0		NB-- 0	SB-- 0		
		EB-- 0	WB-- 0		EB-- 0	WB-- 0		
ATSAC-1 or ATSAC+ATCS-2?					2			
Override Capacity					0			
MOVEMENT		Volume	No. of Lanes	Lane Volume	Volume	No. of Lanes	Lane Volume	
NORTHBOUND	Left	41	1	41	56	1	56	
	Left-Through		0			0		
	Through	494	1	314		1	174	
	Through-Right		1			1		
	Right	133	0	133		0	81	
	Left-Through-Right		0			0		
	Left-Right		0			0		
SOUTHBOUND	Left	78	1		46	1	46	
	Left-Through		0			0		
	Through	519	0		201	0	228	
	Through-Right		1			1		
	Right		0	0	27	0	0	
	Left-Through-Right		0			0		
	Left-Right		0			0		
EASTBOUND	Left			57	133	1	133	
	Left-Through					0		
	Through			521	2454	2	843	
	Through-Right					1		
	Right	84	0	84	75	0	75	
	Left-Through-Right		0			0		
	Left-Right		0			0		
WESTBOUND	Left	114	1		62	1	62	
	Left-Through		0			0		
	Through	1996	2	696		2	222	
	Through-Right		1			1		
	Right	93	0	93		0	43	
	Left-Through-Right		0			0		
	Left-Right		0			0		
<b>CRITICAL VOLUMES</b>		North-South:			617	East-West:		284
		East-West:			753	Left-Through-Right:		905
		SUM:			1370	SUM:		1189
<b>VOLUME/CAPACITY (V/C) RATIO:</b>					0.913			0.793
<b>V/C LESS ATSAC/ATCS ADJUSTMENT:</b>					0.813			0.693
<b>LEVEL OF SERVICE (LOS):</b>					<b>D</b>			<b>B</b>



**Level of Service Worksheet  
(Circular 212 Method)**



I/S #: 50

**PROJECT TITLE:** Inglewood Basketball & Entertainment Center EIR  
**North-South Street:** Van Ness Ave **East-West Street:** Century Blvd  
**Scenario:** Cumulative with The Forum plus Project - Event Weekday  
**Count Date:** **Analyst:** <Fehr & Peers> **Date:**

		PreGame			PostGame			
No. of Phases		2			2			
Opposed Ø'ing: N/S-1, E/W-2 or Both-3?		0			0			
Right Turns: FREE-1, NRTOR-2 or OLA-3?	NB--	0	SB--	0	NB--	0	SB--	0
	EB--	0	WB--	0	EB--	0	WB--	0
ATSAC-1 or ATSAC+ATCS-2?		2			2			
Override Capacity		0			0			
MOVEMENT		Volume	No. of Lanes	Lane Volume	Volume	No. of Lanes	Lane Volume	
NORTHBOUND	Left	41	1	41	56	1	56	
	Left-Through		0			0		
	Through	494	1	494	266	1	266	
	Through-Right		0			0		
	Right	133	1	76	81	1	50	
	Left-Through-Right		0			0		
	Left-Right		0			0		
SOUTHBOUND	Left	78	1	78	46	1	46	
	Left-Through		0			0		
	Through	519	0	576	201	0	228	
	Through-Right		1			1		
	Right	57	0	0	27	0	0	
	Left-Through-Right		0			0		
	Left-Right		0			0		
EASTBOUND	Left	57	1	57	133	1	133	
	Left-Through		0			0		
	Through	1480	2	521	2454	2	843	
	Through-Right		1			1		
	Right	84	0	84	75	0	75	
	Left-Through-Right		0			0		
	Left-Right		0			0		
WESTBOUND	Left	114	1	114	62	1	62	
	Left-Through		0			0		
	Through	1996	2	696	622	2	222	
	Through-Right		1			1		
	Right	93	0	93	43	0	43	
	Left-Through-Right		0			0		
	Left-Right		0			0		
<b>CRITICAL VOLUMES</b>		<i>North-South:</i>		617	<i>North-South:</i>		312	
		<i>East-West:</i>		753	<i>East-West:</i>		905	
		<i>SUM:</i>		1370	<i>SUM:</i>		1217	
<b>VOLUME/CAPACITY (V/C) RATIO:</b>				0.913			0.811	
<b>V/C LESS ATSAC/ATCS ADJUSTMENT:</b>				0.813			0.711	
<b>LEVEL OF SERVICE (LOS):</b>				<b>D</b>			<b>C</b>	

Version: 1i Beta; 8/4/2011



## Level of Service Worksheet (Circular 212 Method)




**I/S #:**  
50

**PROJECT TITLE:** Inglewood Basketball & Entertainment Center EIR  
**North-South Street:** Van Ness Ave      **East-West Street:** Century Blvd  
**Scenario:** Cumulative with The Forum plus Project - Event Weekend  
**Count Date:**      **Analyst:** <Fehr & Peers>      **Date:**

		PreGame			N/A		
		No. of Phases			N/A		
Opposed Ø'ing: N/S-1, E/W-2 or Both-3?		2					
Right Turns: FREE-1, NRTOR-2 or OLA-3?		0					
ATSAC-1 or ATSAC+ATCS-2?		2					
Override Capacity		0					
MOVEMENT		Volume	No. of Lanes	Lane Volume	Volume	No. of Lanes	Lane Volume
NORTHBOUND	↔ Left	52	1	52			0
	↔ Left-Through		0				
	↔ Through	442	1	277			0
	↔ Through-Right		1				
	↔ Right	111	0	111			0
	↔ Left-Through-Right		0				
	↔ Left-Right		0				
SOUTHBOUND	↔ Left	77	1				0
	↔ Left-Through		0				
	↔ Through	385	0				0
	↔ Through-Right		1				
	↔ Right		0	0			0
	↔ Left-Through-Right		0				
	↔ Left-Right		0				
EASTBOUND	↔ Left			71			0
	↔ Left-Through						
	↔ Through			489			0
	↔ Through-Right						
	↔ Right	65	0	65			0
	↔ Left-Through-Right		0				
	↔ Left-Right		0				
WESTBOUND	↔ Left	101	1				0
	↔ Left-Through		0				
	↔ Through	1873	2	655			0
	↔ Through-Right		1				
	↔ Right	93	0	93			0
	↔ Left-Through-Right		0				
	↔ Left-Right		0				
<b>CRITICAL VOLUMES</b>				North-South: 503			0
				East-West: 726			0
				SUM: 1229			0
<b>VOLUME/CAPACITY (V/C) RATIO:</b>				0.819			0.000
<b>V/C LESS ATSAC/ATCS ADJUSTMENT:</b>				0.719			0.000
<b>LEVEL OF SERVICE (LOS):</b>				<b>C</b>			<b>A</b>



## Level of Service Worksheet (Circular 212 Method)



**I/S #:**  
50

**PROJECT TITLE:** Inglewood Basketball & Entertainment Center EIR  
**North-South Street:** Van Ness Ave      **East-West Street:** Century Blvd  
**Scenario:** Cumulative with The Forum plus Project - Event Weekend  
**Count Date:**      **Analyst:** <Fehr & Peers>      **Date:**

		PreGame			N/A		
		No. of Phases			N/A		
Opposed Ø'ing: N/S-1, E/W-2 or Both-3?		2					
		0					
Right Turns: FREE-1, NRTOR-2 or OLA-3?		NB-- 0	SB-- 0	NB-- 0	SB-- 0		
		EB-- 0	WB-- 0	EB-- 0	WB-- 0		
ATSAC-1 or ATSAC+ATCS-2?		2					
Override Capacity		0					
MOVEMENT		Volume	No. of Lanes	Lane Volume	Volume	No. of Lanes	Lane Volume
<b>NORTHBOUND</b>	↵ Left	52	1	52			0
	↵↘ Left-Through		0				
	→ Through	442	1	442			0
	↘ Through-Right		0				
	↘ Right	111	1	61			0
	↘↗ Left-Through-Right		0				
	↘↗ Left-Right		0				
<b>SOUTHBOUND</b>	↘ Left	77	1	77			0
	↘↗ Left-Through		0				
	→ Through	385	0	451			0
	↘ Through-Right		1				
	↘ Right	66	0	0			0
	↘↗ Left-Through-Right		0				
	↘↗ Left-Right		0				
<b>EASTBOUND</b>	↘ Left	71	1	71			0
	↘↗ Left-Through		0				
	→ Through	1401	2	489			0
	↘ Through-Right		1				
	↘ Right	65	0	65			0
	↘↗ Left-Through-Right		0				
	↘↗ Left-Right		0				
<b>WESTBOUND</b>	↘ Left	101	1	101			0
	↘↗ Left-Through		0				
	→ Through	1873	2	655			0
	↘ Through-Right		1				
	↘ Right	93	0	93			0
	↘↗ Left-Through-Right		0				
	↘↗ Left-Right		0				
<b>CRITICAL VOLUMES</b>		North-South:		519	North-South:		0
		East-West:		726	East-West:		0
		SUM:		1245	SUM:		0
<b>VOLUME/CAPACITY (V/C) RATIO:</b>				0.830			0.000
<b>V/C LESS ATSAC/ATCS ADJUSTMENT:</b>				0.730			0.000
<b>LEVEL OF SERVICE (LOS):</b>				<b>C</b>			<b>A</b>

Version: 1i Beta; 8/4/2011

**Project Title:** Inglewood Basketball & Entertainment Center EIR  
**Intersection:** 50 - Van Ness Ave & Century Blvd  
**Description:** Cumulative with NFL Stadium - Weekend Event

Thru Lane: 1600 vph  
 Left Lane: 1600 vph  
 Double Lt Penalty: 10 %  
 ITS: 0 %  
 OLA Movements :  
 FF Movements:

N-S Split Phase : N  
 E-W Split Phase : N  
 Lost Time (% of cycle) : 10  
 V/C Round Off (decs.) : 3

**Date/Time:** Weekend Pre

APPROACH	MVMT	LANES	VOLUME	CAPACITY	V/C	ICU ANALYSIS	
Southbound	RT	0.11	46	171	0.247	Mov (1):	0.221
	TH	0.89	385	1,429	0.269 *		0.295 *
	LT	1.00	77	1,600	0.048		0.370 *
Westbound	TH	0.00	93	0	0.000	Mov (2):	0.294
	LT	3.00	1,105	4,800	0.250	V/C:	0.665
Northbound	TH	0.00	101	1,600	0.063	Lost Time:	0.100
	LT	0.00	111	0	0.000	ITS:	0.000
	RT	0.00	442	3,200	0.138		
Eastbound	RT	0.00	65	1,600	0.041	ICU:	0.765
	TH	3.00	110	3,200	0.307 *		
	LT	1.00	42	1,600	0.044	LOS:	C

\* - Denotes critical movement

<b>Project Title:</b>	<b>Inglewood Basketball &amp; Entertainment Center EIR</b>		
<b>Intersection:</b>	<b>50 - Van Ness Ave &amp; Century Blvd</b>		
<b>Description:</b>	<b>Cumulative with NFL Stadium - Weekend Event</b>		
Thru Lane:	1600 vph	N-S Split Phase :	N
Left Lane:	1600 vph	E-W Split Phase :	N
Double Lt Penalty:	10 %	Lost Time (% of cycle) :	10
ITS:	0 %	V/C Round Off (decs.) :	3
OLA Movements :			
FF Movements:			
<b>Date/Time:</b>	<b>Weekend Pre</b>		

APPROACH	MVMT	LANES	VOLUME	CAPACITY	V/C	ICU ANALYSIS
Southbound	RT	0.11	46	171	0.247	N-S(1): 0.324 *
	TH	0.89	385	1,429	0.269	N-S(2): 0.295
	LT	1.00	77	1,600	0.048 *	E-W(1): 0.370 *
Westbound	RT	0.00	93	0	0.000	E-W(2): 0.294
	TH	3.00	1,105	4,800	0.250	V/C: 0.694
	LT	1.00	101	1,600	0.063 *	Lost Time: 0.100
Northbound	RT	1.00	111	1,600	0.038	ITS: 0.000
	TH	1.00	442	1,600	0.276 *	
	LT	1.00	42	1,600	0.026	
Eastbound	RT	0.00	65	0	0.000	ICU: 0.794
	TH	3.00	1,410	4,800	0.307 *	
	LT	1.00	71	1,600	0.044	LOS: C

<b>Date/Time:</b>	<b>N/A</b>
-------------------	------------

APPROACH	MVMT	LANES	VOLUME	CAPACITY	V/C	ICU ANALYSIS
Southbound	RT		0			
	TH		0			
	LT	1.00	0	1,600	0.000 #	E-W(1): 0.000 *
Westbound	RT	0.00	0	1,600	0.000	E-W(2): 0.000 *
	TH	3.00	0	4,800	0.000 *	
	LT	1.00	0	1,600	0.000 *	
Northbound	RT	1.00	0	1,600	0.000 #	Lost Time: 0.100
	TH	1.00	0	1,600	0.000 #	ITS: 0.000
	LT	1.00	0	1,600	0.000 #	
Eastbound	RT	0.00	0	1,600	0.000	
	TH	3.00	0	4,800	0.000 *	
	LT	1.00	0	1,600	0.000 *	

\* - Denotes critical movement



## Level of Service Worksheet (Circular 212 Method)




**I/S #:** 50      **PROJECT TITLE:** Inglewood Basketball & Entertainment Center EIR  
**North-South Street:** Van Ness Ave      **East-West Street:** Century Blvd  
**Scenario:** Cumulative with NFL Stadium - Event Weekend  
**Count Date:**      **Analyst:** <Fehr & Peers>      **Date:**

		PreGame			N/A	
		No. of Phases				
Opposed $\phi$ ing: N/S-1, E/W-2 or Both-3?					2	
Right Turns: FREE-1, NRTOR-2 or OLA-3?					0	
ATSAC-1 or ATSAC+ATCS-2?					0	
Override Capacity					0	
MOVEMENT		Volume	No. of Lanes	Lane Volume	Volume	Lane Volume
NORTHBOUND	Left	42	1	42		0
	Left-Through		0			
	Through	442	1	277		0
	Through-Right		1			
	Right	111	0	111		0
SOUTHBOUND	Left-Through-Right		0			
	Left-Right		0			
	Left	77	1			0
	Left-Through		0			
	Through	385	0			0
EASTBOUND	Through-Right		1			
	Right		0			0
	Left-Through-Right		0			
	Left-Right		0			
	Left		0	71		0
WESTBOUND	Left-Through		0			
	Through		2	492		0
	Through-Right		1			
	Right	35	0	65		0
	Left-Through-Right		0			
WESTBOUND	Left-Right		0			
	Left	101	1			0
	Left-Through		0			
	Through	1105	2	399		0
	Through-Right		1			
WESTBOUND	Right	93	0	93		0
	Left-Through-Right		0			
	Left-Right		0			
	Left		0			
	Left-Through		0			
<b>CRITICAL VOLUMES</b>		North-South:			473	0
		East-West:			593	0
		SUM:			1066	0
<b>VOLUME/CAPACITY (V/C) RATIO:</b>					0.711	0.000
<b>V/C LESS ATSAC/ATCS ADJUSTMENT:</b>					0.611	0.000
<b>LEVEL OF SERVICE (LOS):</b>					<b>B</b>	<b>A</b>





**Level of Service Worksheet  
(Circular 212 Method)**



**I/S #:**  
50

**PROJECT TITLE:** Inglewood Basketball & Entertainment Center EIR  
**North-South Street:** Van Ness Ave **East-West Street:** Century Blvd  
**Scenario:** Cumulative with NFL Stadium - Event Weekend  
**Count Date:** **Analyst:** <Fehr & Peers> **Date:**

		PreGame			N/A		
No. of Phases		2					
Opposed Ø'ing: N/S-1, E/W-2 or Both-3?		0					
Right Turns: FREE-1, NRTOR-2 or OLA-3?		NB-- 0	SB-- 0	NB-- 0	SB-- 0		
ATSAC-1 or ATSAC+ATCS-2?		EB-- 0	WB-- 0	EB-- 0	WB-- 0		
Override Capacity		2					
		0					
MOVEMENT		Volume	No. of Lanes	Lane Volume	Volume	No. of Lanes	Lane Volume
NORTHBOUND	Left	42	1	42			0
	Left-Through		0				
	Through	442	1	442			0
	Through-Right		0				
	Right	111	1	61			0
	Left-Through-Right		0				
	Left-Right		0				
SOUTHBOUND	Left	77	1	77			0
	Left-Through		0				
	Through	385	0	431			0
	Through-Right		1				
	Right	46	0	0			0
	Left-Through-Right		0				
	Left-Right		0				
EASTBOUND	Left	71	1	71			0
	Left-Through		0				
	Through	1410	2	492			0
	Through-Right		1				
	Right	65	0	65			0
	Left-Through-Right		0				
	Left-Right		0				
WESTBOUND	Left	101	1	101			0
	Left-Through		0				
	Through	1105	2	399			0
	Through-Right		1				
	Right	93	0	93			0
	Left-Through-Right		0				
	Left-Right		0				
<b>CRITICAL VOLUMES</b>		North-South: 519		North-South: 0			
		East-West: 593		East-West: 0			
		SUM: 1112		SUM: 0			
<b>VOLUME/CAPACITY (V/C) RATIO:</b>				0.741		0.000	
<b>V/C LESS ATSAC/ATCS ADJUSTMENT:</b>				0.641		0.000	
<b>LEVEL OF SERVICE (LOS):</b>				<b>B</b>		<b>A</b>	

**Project Title:** Inglewood Basketball & Entertainment Center EIR  
**Intersection:** 50 - Van Ness Ave & Century Blvd  
**Description:** Cumulative with NFL Stadium plus Project - Weekend Event

Thru Lane:	1600 vph	N-S Split Phase :	N
Left Lane:	1600 vph	E-W Split Phase :	N
Double Lt Penalty:	10 %	Lost Time (% of cycle) :	10
ITS:	0 %	V/C Round Off (decs.) :	3
OLA Movements :			
FF Movements:			

**Date/Time:** Weekend Pre

APPROACH	MVMT	LANES	VOLUME	CAPACITY	V/C	ICU ANALYSIS
Southbound	RT	0.20	99	327	0.278	Mov(1): 0.221
	TH	0.80	385	1,273	0.303 *	0.344 *
	LT	1.00	77	1,600	0.048	0.392
Westbound	TH	0.00	93	0	0.000	Mov(2): 0.442 *
	LT	3.00	1,794	4,800	0.392	V/C: 0.786
Northbound	TH	0.00	101	1,600	0.063	Lost Time: 0.100
	TH		442	3,200		ITS: 0.000
	LT		65	1,600		
Eastbound	RT		82			ICU: 0.886
	TH	3.00	1,99		0.329	
	LT	1.00			0.049 *	LOS: D

\* - Denotes critical movement

**Project Title:** Inglewood Basketball & Entertainment Center EIR  
**Intersection:** 50 - Van Ness Ave & Century Blvd  
**Description:** Cumulative with NFL Stadium plus Project - Weekend Event

Thru Lane:	1600 vph	N-S Split Phase :	N
Left Lane:	1600 vph	E-W Split Phase :	N
Double Lt Penalty:	10 %	Lost Time (% of cycle) :	10
ITS:	0 %	V/C Round Off (decs.) :	3
OLA Movements :			
FF Movements:			

**Date/Time:** Weekend Pre

APPROACH	MVMT	LANES	VOLUME	CAPACITY	V/C	ICU ANALYSIS
Southbound	RT	0.20	99	327	0.278	N-S(1): 0.324
	TH	0.80	385	1,273	0.303 *	N-S(2): 0.344 *
	LT	1.00	77	1,600	0.048	E-W(1): 0.392
Westbound	RT	0.00	93	0	0.000	E-W(2): 0.442 *
	TH	3.00	1,794	4,800	0.393 *	V/C: 0.786
	LT	1.00	101	1,600	0.063	Lost Time: 0.100
Northbound	RT	1.00	111	1,600	0.038	ITS: 0.000
	TH	1.00	442	1,600	0.276	
	LT	1.00	65	1,600	0.041 *	
Eastbound	RT	0.00	82	0	0.000	ICU: 0.886
	TH	3.00	1,499	4,800	0.329	
	LT	1.00	79	1,600	0.049 *	LOS: D

**Date/Time:** N/A

APPROACH	MVMT	LANES	VOLUME	CAPACITY	V/C	ICU ANALYSIS
Southbound	RT		0			
	TH		0			
	LT	1.00	0	1,600	0.000 #	E-W(1): 0.000 *
Westbound	RT	0.00	0	1,600	0.000	E-W(2): 0.000 *
	TH	3.00	0	4,800	0.000 *	
	LT	1.00	0	1,600	0.000 *	
Northbound	RT	1.00	0	1,600	0.000 #	Lost Time: 0.100
	TH	1.00	0	1,600	0.000 #	ITS: 0.000
	LT	1.00	0	1,600	0.000 #	
Eastbound	RT	0.00	0	1,600	0.000	
	TH	3.00	0	4,800	0.000 *	
	LT	1.00	0	1,600	0.000 *	

\* - Denotes critical movement



## Level of Service Worksheet (Circular 212 Method)




**I/S #:**  
50

**PROJECT TITLE:** Inglewood Basketball & Entertainment Center EIR  
**North-South Street:** Van Ness Ave      **East-West Street:** Century Blvd  
**Scenario:** Cumulative with NFL stadium plus Project - Event Weekend  
**Count Date:**      **Analyst:** <Fehr & Peers>      **Date:**

		PreGame			N/A		
		No. of Phases			N/A		
Opposed $\phi$ ing: N/S-1, E/W-2 or Both-3?		2					
Right Turns: FREE-1, NRTOR-2 or OLA-3?		0					
ATSAC-1 or ATSAC+ATCS-2?		2					
Override Capacity		0					
		NB-- 0	SB-- 0	NB-- 0	SB-- 0		
		EB-- 0	WB-- 0	EB-- 0	WB-- 0		
MOVEMENT		Volume	No. of Lanes	Lane Volume	Volume	No. of Lanes	Lane Volume
NORTHBOUND	Left	65	1	65			0
	Left-Through		0				
	Through	442	1	277			0
	Through-Right		1				
	Right	111	0	111			0
	Left-Through-Right		0				
	Left-Right		0				
SOUTHBOUND	Left	77	1				0
	Left-Through		0				
	Through	385	0				0
	Through-Right		1				
	Right		0				0
	Left-Through-Right		0				
	Left-Right		0				
EASTBOUND	Left			79			0
	Left-Through						
	Through			527			0
	Through-Right						
	Right	32	0	32			0
	Left-Through-Right		0				
	Left-Right		0				
WESTBOUND	Left	101	1				0
	Left-Through		0				
	Through	1794	2	629			0
	Through-Right		1				
	Right	93	0	93			0
	Left-Through-Right		0				
	Left-Right		0				
<b>CRITICAL VOLUMES</b>		North-South:		549	East-West:		0
		East-West:		708	SUM:		0
		SUM:		1257	SUM:		0
<b>VOLUME/CAPACITY (V/C) RATIO:</b>				0.838			0.000
<b>V/C LESS ATSAC/ATCS ADJUSTMENT:</b>				0.738			0.000
<b>LEVEL OF SERVICE (LOS):</b>				<b>C</b>			<b>A</b>



**Level of Service Worksheet  
(Circular 212 Method)**



**I/S #:**  
50

**PROJECT TITLE:** Inglewood Basketball & Entertainment Center EIR  
**North-South Street:** Van Ness Ave      **East-West Street:** Century Blvd  
**Scenario:** Cumulative with NFL stadium plus Project - Event Weekend  
**Count Date:**      **Analyst:** <Fehr & Peers>      **Date:**

		PreGame			N/A		
No. of Phases		2					
Opposed Ø'ing: N/S-1, E/W-2 or Both-3?		0					
Right Turns: FREE-1, NRTOR-2 or OLA-3?		NB-- 0	SB-- 0	NB-- 0	SB-- 0		
ATSAC-1 or ATSAC+ATCS-2?		EB-- 0	WB-- 0	EB-- 0	WB-- 0		
Override Capacity		2					
		0					
MOVEMENT		Volume	No. of Lanes	Lane Volume	Volume	No. of Lanes	Lane Volume
NORTHBOUND	Left	65	1	65			0
	Left-Through		0				
	Through	442	1	442			0
	Through-Right		0				
	Right	111	1	61			0
	Left-Through-Right		0				
	Left-Right		0				
SOUTHBOUND	Left	77	1	77			0
	Left-Through		0				
	Through	385	0	484			0
	Through-Right		1				
	Right	99	0	0			0
	Left-Through-Right		0				
	Left-Right		0				
EASTBOUND	Left	79	1	79			0
	Left-Through		0				
	Through	1499	2	527			0
	Through-Right		1				
	Right	82	0	82			0
	Left-Through-Right		0				
	Left-Right		0				
WESTBOUND	Left	101	1	101			0
	Left-Through		0				
	Through	1794	2	629			0
	Through-Right		1				
	Right	93	0	93			0
	Left-Through-Right		0				
	Left-Right		0				
<b>CRITICAL VOLUMES</b>		North-South:		549	North-South:		0
		East-West:		708	East-West:		0
		SUM:		1257	SUM:		0
<b>VOLUME/CAPACITY (V/C) RATIO:</b>				0.838			0.000
<b>V/C LESS ATSAC/ATCS ADJUSTMENT:</b>				0.738			0.000
<b>LEVEL OF SERVICE (LOS):</b>				<b>C</b>			<b>A</b>

Version: 1i Beta; 8/4/2011

**Project Title:** Inglewood Basketball & Entertainment Center EIR  
**Intersection:** 50 - Van Ness Ave & Century Blvd  
**Description:** Cumulative with NFL Stadium (No Project) - Weekday Event

Thru Lane:	1600 vph	N-S Split Phase :	N
Left Lane:	1600 vph	E-W Split Phase :	N
Double Lt Penalty:	10 %	Lost Time (% of cycle) :	10
ITS:	0 %	V/C Round Off (decs.) :	3
OLA Movements :			
FF Movements:			

**Date/Time:** Weekday Pre

APPROACH	MVMT	LANES	VOLUME	CAPACITY	V/C	ICU ANALYSIS
Southbound	RT	0.10	56	156	0.343	N-S(1): 0.245
	TH	0.90	519	1,444	0.359 *	0.378 *
	LT	1.00	78	1,600	0.049	0.384 *
Westbound	RT	0.00	93	0	0.000	N-S(2): 0.337
	TH	3.00	1,367	4,800	0.300	V/C: 0.762
Northbound	RT	0.00	114	1,600	0.071	Lost Time: 0.100
	TH	0.00	133	0	0.000	ITS: 0.000
	LT	0.00	494	3,200	0.154	
Eastbound	RT	0.00	84	1,600	0.053	ICU: 0.862
	TH	3.00	1,200	4,800	0.313 *	
	LT	1.00	114	1,600	0.071	LOS: D

**Date/Time:** Weekday Post

APPROACH	MVMT	LANES	VOLUME	CAPACITY	V/C	ICU ANALYSIS
Southbound	RT	0.07	46	1,600	0.114	N-S(1): 0.137
	TH	0.93	472	4,800	0.136 *	N-S(2): 0.153 *
	LT	1.00	62	1,600	0.029	E-W(1): 0.318 *
Westbound	RT	0.00	43	0	0.000	E-W(2): 0.150
	TH	0.00	472	4,800	0.100	V/C: 0.471
	LT	0.00	62	1,600	0.039	Lost Time: 0.100
Northbound	RT	0.00	81	0	0.000	ITS: 0.000
	TH	0.00	266	3,200	0.114	
	LT	1.00	27	1,600	0.017	
Eastbound	RT	0.00	36	0	0.000	ICU: 0.571
	TH	3.00	1,302	4,800	0.279 *	
	LT	1.00	68	1,600	0.043	A

\* - Denotes critical movement

<b>Project Title:</b>	<b>Inglewood Basketball &amp; Entertainment Center EIR</b>		
<b>Intersection:</b>	<b>50 - Van Ness Ave &amp; Century Blvd</b>		
<b>Description:</b>	<b>Cumulative with NFL Stadium (No Project) - Weekday Event</b>		
Thru Lane:	1600 vph	N-S Split Phase :	N
Left Lane:	1600 vph	E-W Split Phase :	N
Double Lt Penalty:	10 %	Lost Time (% of cycle) :	10
ITS:	0 %	V/C Round Off (decs.) :	3
OLA Movements :			
FF Movements:			
<b>Date/Time:</b>	<b>Weekday Pre</b>		

APPROACH	MVMT	LANES	VOLUME	CAPACITY	V/C	ICU ANALYSIS
Southbound	RT	0.10	56	156	0.343	N-S(1): 0.358
	TH	0.90	519	1,444	0.359 *	N-S(2): 0.378 *
	LT	1.00	78	1,600	0.049	E-W(1): 0.384 *
Westbound	RT	0.00	93	0	0.000	E-W(2): 0.337
	TH	3.00	1,367	4,800	0.304	V/C: 0.762
	LT	1.00	114	1,600	0.071 *	Lost Time: 0.100
Northbound	RT	1.00	133	1,600	0.048	ITS: 0.000
	TH	1.00	494	1,600	0.309	
	LT	1.00	31	1,600	0.019 *	
Eastbound	RT	0.00	84	0	0.000	ICU: 0.862
	TH	3.00	1,420	4,800	0.313 *	
	LT	1.00	52	1,600	0.033	LOS: D

<b>Date/Time:</b>	<b>Weekday Post</b>		
-------------------	---------------------	--	--

APPROACH	MVMT	LANES	VOLUME	CAPACITY	V/C	ICU ANALYSIS
Southbound	RT	0.07	16	118	0.114	N-S(1): 0.195 *
	TH	0.93	201	1,482	0.136	N-S(2): 0.153
	LT	1.00	46	1,600	0.029 *	E-W(1): 0.318 *
Westbound	RT	0.00	43	0	0.000	E-W(2): 0.150
	TH	3.00	472	4,800	0.107	V/C: 0.513
	LT	1.00	62	1,600	0.039 *	Lost Time: 0.100
Northbound	RT	1.00	81	1,600	0.031	ITS: 0.000
	TH	1.00	266	1,600	0.166 *	
	LT	1.00	27	1,600	0.017	
Eastbound	RT	0.00	36	0	0.000	ICU: 0.613
	TH	3.00	1,302	4,800	0.279 *	
	LT	1.00	68	1,600	0.043	LOS: B

\* - Denotes critical movement



## Level of Service Worksheet (Circular 212 Method)



**I/S #:**  
50


**PROJECT TITLE:** Inglewood Basketball & Entertainment Center EIR  
**North-South Street:** Van Ness Ave      **East-West Street:** Century Blvd  
**Scenario:** Cumulative with NFL Stadium - Event Weekday  
**Count Date:**      **Analyst:** <Fehr & Peers>      **Date:** <date>

		PreGame			PostGame		
		Volume	No. of Lanes	Lane Volume	Volume	No. of Lanes	Lane Volume
No. of Phases					2		
Opposed Ø'ing: N/S-1, E/W-2 or Both-3?					0		
Right Turns: FREE-1, NRTOR-2 or OLA-3?		NB-- 0	SB-- 0		NB-- 0	SB-- 0	
		EB-- 0	WB-- 0		EB-- 0	WB-- 0	
ATSAC-1 or ATSAC+ATCS-2?					2		
Override Capacity					0		
MOVEMENT		Volume	No. of Lanes	Lane Volume	Volume	No. of Lanes	Lane Volume
NORTHBOUND	Left-Through	31	1	31	27	1	27
	Through	494	1	314	270	1	174
	Right	133	0	133	114	0	81
	Left-Through-Right	0	0	0	0	0	0
	Left-Right	0	0	0	0	0	0
SOUTHBOUND	Left	78	1	78	46	1	46
	Left-Through	0	0	0	0	0	0
	Through	519	1	519	201	1	217
	Through-Right	0	1	0	0	1	0
	Right	0	0	0	16	0	0
EASTBOUND	Left-Through-Right	0	0	0	0	0	0
	Left-Right	0	0	0	0	0	0
	Left	0	0	0	0	0	0
	Left-Through	0	0	0	0	0	0
	Through	0	0	52	68	1	68
WESTBOUND	Through-Right	0	0	501	1302	2	446
	Right	84	0	84	36	0	36
	Left-Through-Right	0	0	0	0	0	0
	Left-Right	0	0	0	0	0	0
	Left	114	1	114	62	1	62
CRITICAL VOLUMES	Left-Through	0	0	0	0	0	0
	Through	1367	2	487	244	2	172
	Through-Right	0	1	0	0	1	0
	Right	93	0	93	0	0	43
	Left-Through-Right	0	0	0	0	0	0
		<i>North-South:</i>			606		
		<i>East-West:</i>			615		
		<i>SUM:</i>			1221		
		<i>North-South:</i>			244		
		<i>East-West:</i>			508		
		<i>SUM:</i>			752		
<b>VOLUME/CAPACITY (V/C) RATIO:</b>					0.814		
<b>V/C LESS ATSAC/ATCS ADJUSTMENT:</b>					0.714		
<b>LEVEL OF SERVICE (LOS):</b>					<b>C</b>		
					<b>A</b>		





**Level of Service Worksheet  
(Circular 212 Method)**



**I/S #:**  
50

**PROJECT TITLE:** Inglewood Basketball & Entertainment Center EIR  
**North-South Street:** Van Ness Ave      **East-West Street:** Century Blvd  
**Scenario:** Cumulative with NFL Stadium - Event Weekday  
**Count Date:**      **Analyst:** <Fehr & Peers>      **Date:** <date>

		PreGame			PostGame		
		No. of Phases					
Opposed Ø'ing: N/S-1, E/W-2 or Both-3?							
Right Turns: FREE-1, NRTOR-2 or OLA-3?		NB-- 0	SB-- 0	NB-- 0	SB-- 0		
ATSAC-1 or ATSAC+ATCS-2?		EB-- 0	WB-- 0	EB-- 0	WB-- 0		
Override Capacity							
MOVEMENT		Volume	No. of Lanes	Lane Volume	Volume	No. of Lanes	Lane Volume
NORTHBOUND	Left	31	1	31	27	1	27
	Left-Through		0			0	
	Through	494	1	494	266	1	266
	Through-Right		0			0	
	Right	133	1	76	81	1	50
	Left-Through-Right		0			0	
	Left-Right		0			0	
SOUTHBOUND	Left	78	1	78	46	1	46
	Left-Through		0			0	
	Through	519	0	575	201	0	217
	Through-Right		1			1	
	Right	56	0	0	16	0	0
	Left-Through-Right		0			0	
	Left-Right		0			0	
EASTBOUND	Left	52	1	52	68	1	68
	Left-Through		0			0	
	Through	1420	2	501	1302	2	446
	Through-Right		1			1	
	Right	84	0	84	36	0	36
	Left-Through-Right		0			0	
	Left-Right		0			0	
WESTBOUND	Left	114	1	114	62	1	62
	Left-Through		0			0	
	Through	1367	2	487	472	2	172
	Through-Right		1			1	
	Right	93	0	93	43	0	43
	Left-Through-Right		0			0	
	Left-Right		0			0	
<b>CRITICAL VOLUMES</b>		<i>North-South:</i>		606	<i>North-South:</i>		312
		<i>East-West:</i>		615	<i>East-West:</i>		508
		<i>SUM:</i>		1221	<i>SUM:</i>		820
<b>VOLUME/CAPACITY (V/C) RATIO:</b>				0.814			0.547
<b>V/C LESS ATSAC/ATCS ADJUSTMENT:</b>				0.714			0.447
<b>LEVEL OF SERVICE (LOS):</b>				<b>C</b>			<b>A</b>

Version: 1i Beta; 8/4/2011

THE FOLLOWING PAGE REPLACES THIS PAGE.

**Project Title:** Inglewood Basketball & Entertainment Center (IBEC)  
**Intersection:** 50 - Van Ness Ave & Century Blvd  
**Description:** Cumulative with NFL Stadium plus Project - Weekday Event

Thru Lane:	1600 vph	N-S Split Phase :	N
Left Lane:	1600 vph	E-W Split Phase :	N
Double Lt Penalty:	10 %	Lost Time (% of cycle) :	10
ITS:	0 %	V/C Round Off (decs.) :	3
OLA Movements :			
FF Movements:			

**Date/Time:** Weekday Pre

APPROACH	MVMT	LANES	VOLUME	CAPACITY	V/C	ICU ANALYSIS
Southbound	RT	0.11	67	183	0.348	N-S(1): 0.245
	TH	0.89	519	1,417	0.366 *	0.394 *
	LT	1.00	78	1,600	0.049	0.405
Westbound	RT	0.00	93	0	0.000	N-S(2): 0.438 *
	TH	3.00	1,837	4,800	0.402	V/C: 0.832
Northbound	RT	0.00	114	1,600	0.071	Lost Time: 0.100
	TH	0.00	133	0	0.000	ITS: 0.000
	LT	0.00	494	3,200	0.154	
Eastbound	RT	0.00	84	1,600	0.053	ICU: 0.932
	TH	3.00	1,520	4,800	0.334	
	LT	1.00	114	1,600	0.036 *	LOS: E

**Date/Time:** Weekday Post

APPROACH	MVMT	LANES	VOLUME	CAPACITY	V/C	ICU ANALYSIS
Southbound	RT	0.12	71	183	0.101	N-S(1): 0.137
	TH	0.88	519	1,417	0.143 *	N-S(2): 0.178 *
	LT	1.00	46	1,600	0.029	E-W(1): 0.459 *
Westbound	RT	0.00	43	0	0.000	E-W(2): 0.208
	TH	0.00	557	4,800	0.116	V/C: 0.637
	LT	0.00	62	1,600	0.039	Lost Time: 0.100
Northbound	RT	0.00	81	0	0.000	ITS: 0.000
	TH	0.00	266	3,200	0.114	
	LT	1.00	56	1,600	0.035	
Eastbound	RT	0.00	79	0	0.000	ICU: 0.737
	TH	3.00	1,938	4,800	0.420 *	
	LT	1.00	132	1,600	0.083	LOS: C

\* - Denotes critical movement

THIS PAGE REPLACES THE PRECEDING PAGE

**Project Title:** Inglewood Basketball & Entertainment Center (IBEC)  
**Intersection:** 50 - Van Ness Ave & Century Blvd  
**Description:** Cumulative with NFL Stadium plus Project - Weekday Event

Thru Lane:	1600 vph	N-S Split Phase :	N
Left Lane:	1600 vph	E-W Split Phase :	N
Double Lt Penalty:	10 %	Lost Time (% of cycle) :	10
ITS:	0 %	V/C Round Off (decs.) :	3
OLA Movements :			
FF Movements:			

**Date/Time:** Weekday Pre

APPROACH	MVMT	LANES	VOLUME	CAPACITY	V/C	ICU ANALYSIS
Southbound	RT	0.11	67	183	0.348	N-S(1): 0.358
	TH	0.89	519	1,417	0.366 *	N-S(2): 0.394 *
	LT	1.00	78	1,600	0.049	E-W(1): 0.405
Westbound	RT	0.00	93	0	0.000	E-W(2): 0.438 *
	TH	3.00	1,837	4,800	0.402 *	V/C: 0.832
	LT	1.00	114	1,600	0.071	Lost Time: 0.100
Northbound	RT	1.00	133	1,600	0.048	ITS: 0.000
	TH	1.00	494	1,600	0.309	
	LT	1.00	45	1,600	0.028 *	
Eastbound	RT	0.00	84	0	0.000	ICU: 0.932
	TH	3.00	1,520	4,800	0.334	
	LT	1.00	57	1,600	0.036 *	LOS: E

**Date/Time:** Weekday Post

APPROACH	MVMT	LANES	VOLUME	CAPACITY	V/C	ICU ANALYSIS
Southbound	RT	0.12	27	189	0.101	N-S(1): 0.195 *
	TH	0.88	201	1,411	0.143	N-S(2): 0.178
	LT	1.00	46	1,600	0.029 *	E-W(1): 0.459 *
Westbound	RT	0.00	43	0	0.000	E-W(2): 0.208
	TH	3.00	557	4,800	0.125	V/C: 0.654
	LT	1.00	62	1,600	0.039 *	Lost Time: 0.100
Northbound	RT	1.00	81	1,600	0.031	ITS: 0.000
	TH	1.00	266	1,600	0.166 *	
	LT	1.00	56	1,600	0.035	
Eastbound	RT	0.00	79	0	0.000	ICU: 0.754
	TH	3.00	1,938	4,800	0.420 *	
	LT	1.00	132	1,600	0.083	LOS: C

\* - Denotes critical movement



## Level of Service Worksheet (Circular 212 Method)




**I/S #:** 50      **PROJECT TITLE:** Inglewood Basketball & Entertainment Center EIR  
**North-South Street:** Van Ness Ave      **East-West Street:** Century Blvd  
**Scenario:** Cumulative with NFL Stadium plus Project - Event Weekday  
**Count Date:**      **Analyst:** <Fehr & Peers>      **Date:**

		PreGame			PostGame		
		Volume	No. of Lanes	Lane Volume	Volume	No. of Lanes	Lane Volume
No. of Phases					2		
Opposed Ø'ing: N/S-1, E/W-2 or Both-3?					0		
Right Turns: FREE-1, NRTOR-2 or OLA-3?		NB-- 0	SB-- 0		NB-- 0	SB-- 0	
		EB-- 0	WB-- 0		EB-- 0	WB-- 0	
ATSAC-1 or ATSAC+ATCS-2?					2		
Override Capacity					0		
MOVEMENT		Volume	No. of Lanes	Lane Volume	Volume	No. of Lanes	Lane Volume
NORTHBOUND	Left	45	1	45	56	1	56
	Left-Through		0			0	
	Through	494	1	314		1	174
	Through-Right		1			1	
	Right	133	0	133		0	81
	Left-Through-Right		0			0	
	Left-Right		0			0	
SOUTHBOUND	Left	78	1		46	1	46
	Left-Through		0			0	
	Through	519	0		201	0	228
	Through-Right		1			1	
	Right		0	0	27	0	0
	Left-Through-Right		0			0	
	Left-Right		0			0	
EASTBOUND	Left			57	132	1	132
	Left-Through					0	
	Through			535	1938	2	672
	Through-Right					1	
	Right	84	0	84	79	0	79
	Left-Through-Right		0			0	
	Left-Right		0			0	
WESTBOUND	Left	114	1		62	1	62
	Left-Through		0			0	
	Through	1837	2	643		2	200
	Through-Right		1			1	
	Right	93	0	93		0	43
	Left-Through-Right		0			0	
	Left-Right		0			0	
<b>CRITICAL VOLUMES</b>		North-South:			631	East-West:	
		East-West:			700	SUM:	
		SUM:			1331	284	734
					1018		
<b>VOLUME/CAPACITY (V/C) RATIO:</b>					0.887	0.679	
<b>V/C LESS ATSAC/ATCS ADJUSTMENT:</b>					0.787	0.579	
<b>LEVEL OF SERVICE (LOS):</b>					<b>C</b>	<b>A</b>	



**Level of Service Worksheet  
(Circular 212 Method)**



**I/S #:**  
50

**PROJECT TITLE:** Inglewood Basketball & Entertainment Center EIR  
**North-South Street:** Van Ness Ave      **East-West Street:** Century Blvd  
**Scenario:** Cumulative with NFL Stadium plus Project - Event Weekday  
**Count Date:**      **Analyst:** <Fehr & Peers>      **Date:**

		PreGame			PostGame		
No. of Phases							
Opposed Ø'ing: N/S-1, E/W-2 or Both-3?							
Right Turns: FREE-1, NRTOR-2 or OLA-3?		NB-- 0	SB-- 0	NB-- 0	SB-- 0		
ATSAC-1 or ATSAC+ATCS-2?		EB-- 0	WB-- 0	EB-- 0	WB-- 0		
Override Capacity							
MOVEMENT		Volume	No. of Lanes	Lane Volume	Volume	No. of Lanes	Lane Volume
NORTHBOUND	Left	45	1	45	56	1	56
	Left-Through		0			0	
	Through	494	1	494	266	1	266
	Through-Right		0			0	
	Right	133	1	76	81	1	50
	Left-Through-Right		0			0	
	Left-Right		0			0	
SOUTHBOUND	Left	78	1	78	46	1	46
	Left-Through		0			0	
	Through	519	0	586	201	0	228
	Through-Right		1			1	
	Right	67	0	0	27	0	0
	Left-Through-Right		0			0	
	Left-Right		0			0	
EASTBOUND	Left	57	1	57	132	1	132
	Left-Through		0			0	
	Through	1520	2	535	1938	2	672
	Through-Right		1			1	
	Right	84	0	84	79	0	79
	Left-Through-Right		0			0	
	Left-Right		0			0	
WESTBOUND	Left	114	1	114	62	1	62
	Left-Through		0			0	
	Through	1837	2	643	557	2	200
	Through-Right		1			1	
	Right	93	0	93	43	0	43
	Left-Through-Right		0			0	
	Left-Right		0			0	
<b>CRITICAL VOLUMES</b>		<i>North-South:</i>		631	<i>North-South:</i>		312
		<i>East-West:</i>		700	<i>East-West:</i>		734
		<i>SUM:</i>		1331	<i>SUM:</i>		1046
<b>VOLUME/CAPACITY (V/C) RATIO:</b>				0.887			0.697
<b>V/C LESS ATSAC/ATCS ADJUSTMENT:</b>				0.787			0.597
<b>LEVEL OF SERVICE (LOS):</b>				<b>C</b>			<b>A</b>

Version: 1i Beta; 8/4/2011

**Project Title:** Inglewood Basketball & Entertainment Center EIR  
**Intersection:** 50 - Van Ness Ave & Century Blvd  
**Description:** Cumulative with NFL Stadium/The Forum (No Project) - Weekend Event

Thru Lane:	1600 vph	N-S Split Phase :	N
Left Lane:	1600 vph	E-W Split Phase :	N
Double Lt Penalty:	10 %	Lost Time (% of cycle) :	10
ITS:	0 %	V/C Round Off (decs.) :	3
OLA Movements :			
FF Movements:			

**Date/Time:** Weekend Pre

APPROACH	MVMT	LANES	VOLUME	CAPACITY	V/C	ICU ANALYSIS
Southbound	RT	0.11	46	171	0.247	Mov(1): 0.221
	TH	0.89	385	1,429	0.269 *	0.295 *
	LT	1.00	77	1,600	0.048	0.374
Westbound	TH	0.00	93	0	0.000	Mov(2): 0.378 *
	LT	3.00	1,511	4,800	0.334	V/C: 0.673
Northbound	TH	0.00	101	1,600	0.063	Lost Time: 0.100
	LT		111	0		ITS: 0.000
	RT		442	3,200		
Eastbound	RT		65			ICU: 0.773
	TH	3.00	130		0.311	
	LT	1.00			0.044 *	LOS: C

\* - Denotes critical movement

**Project Title:** Inglewood Basketball & Entertainment Center EIR  
**Intersection:** 50 - Van Ness Ave & Century Blvd  
**Description:** Cumulative with NFL Stadium/The Forum (No Project) - Weekend Event

Thru Lane: 1600 vph  
 Left Lane: 1600 vph  
 Double Lt Penalty: 10 %  
 ITS: 0 %  
 OLA Movements :  
 FF Movements:

N-S Split Phase : N  
 E-W Split Phase : N  
 Lost Time (% of cycle) : 10  
 V/C Round Off (decs.) : 3

**Date/Time:** Weekend Pre

APPROACH	MVMT	LANES	VOLUME	CAPACITY	V/C	ICU ANALYSIS
Southbound	RT	0.11	46	171	0.247	N-S(1): 0.324 * N-S(2): 0.295 E-W(1): 0.374 E-W(2): 0.378 *
	TH	0.89	385	1,429	0.269	
	LT	1.00	77	1,600	0.048 *	
Westbound	RT	0.00	93	0	0.000	V/C: 0.702 Lost Time: 0.100 ITS: 0.000
	TH	3.00	1,511	4,800	0.334 *	
	LT	1.00	101	1,600	0.063	
Northbound	RT	1.00	111	1,600	0.038	ICU: 0.802
	TH	1.00	442	1,600	0.276 *	
	LT	1.00	42	1,600	0.026	
Eastbound	RT	0.00	65	0	0.000	LOS: D
	TH	3.00	1,430	4,800	0.311	
	LT	1.00	71	1,600	0.044 *	

**Date/Time:** N/A

APPROACH	MVMT	LANES	VOLUME	CAPACITY	V/C	ICU ANALYSIS
Southbound	RT		0			E-W(1): 0.000 * E-W(2): 0.000 *
	TH		0			
	LT	1.00	0	1,600	0.000 #	
Westbound	RT	0.00	0	1,600	0.000	Lost Time: 0.100 ITS: 0.000
	TH	3.00	0	4,800	0.000 *	
	LT	1.00	0	1,600	0.000 *	
Northbound	RT	1.00	0	1,600	0.000 #	
	TH	1.00	0	1,600	0.000 #	
	LT	1.00	0	1,600	0.000 #	
Eastbound	RT	0.00	0	1,600	0.000	
	TH	3.00	0	4,800	0.000 *	
	LT	1.00	0	1,600	0.000 *	

\* - Denotes critical movement



## Level of Service Worksheet (Circular 212 Method)




**I/S #:** 50      **PROJECT TITLE:** Inglewood Basketball & Entertainment Center EIR  
**North-South Street:** Van Ness Ave      **East-West Street:** Century Blvd  
**Scenario:** Cumulative with NFL Stadium/The Forum (No Project) - Event Weekend  
**Count Date:**      **Analyst:** <Fehr & Peers>      **Date:**

		PreGame			N/A		
		No. of Phases			N/A		
Opposed Ø'ing: N/S-1, E/W-2 or Both-3?		2			0		
Right Turns: FREE-1, NRTOR-2 or OLA-3?		NB-- 0	SB-- 0	NB-- 0	SB-- 0		
ATSAC-1 or ATSAC+ATCS-2?		EB-- 0	WB-- 0	EB-- 0	WB-- 0		
Override Capacity		2			0		
MOVEMENT		Volume	No. of Lanes	Lane Volume	Volume	No. of Lanes	Lane Volume
NORTHBOUND	Left	42	1	42			0
	Left-Through		0				
	Through	442	1	277			0
	Through-Right		1				
	Right	111	0	111			0
	Left-Through-Right		0				
	Left-Right		0				
SOUTHBOUND	Left	77	1				0
	Left-Through		0				
	Through	385	0				0
	Through-Right		1				
	Right		0	0			0
	Left-Through-Right		0				
	Left-Right		0				
EASTBOUND	Left			71			0
	Left-Through						
	Through			498			0
	Through-Right						
	Right	35	0	65			0
	Left-Through-Right		0				
	Left-Right		0				
WESTBOUND	Left	101	1				0
	Left-Through		0				
	Through	1511	2	535			0
	Through-Right		1				
	Right	93	0	93			0
	Left-Through-Right		0				
	Left-Right		0				
<b>CRITICAL VOLUMES</b>		North-South:		473	East-West:		0
		East-West:		606	SUM:		0
		SUM:		1079	SUM:		0
<b>VOLUME/CAPACITY (V/C) RATIO:</b>				0.719			0.000
<b>V/C LESS ATSAC/ATCS ADJUSTMENT:</b>				0.619			0.000
<b>LEVEL OF SERVICE (LOS):</b>				<b>B</b>			<b>A</b>





**Level of Service Worksheet  
(Circular 212 Method)**



**I/S #:**  
50

**PROJECT TITLE:** Inglewood Basketball & Entertainment Center EIR  
**North-South Street:** Van Ness Ave      **East-West Street:** Century Blvd  
**Scenario:** Cumulative with NFL Stadium/The Forum (No Project) - Event Weekend  
**Count Date:**      **Analyst:** <Fehr & Peers>      **Date:**

		PreGame			N/A		
No. of Phases		2					
Opposed Ø'ing: N/S-1, E/W-2 or Both-3?		0					
Right Turns: FREE-1, NRTOR-2 or OLA-3?		NB-- 0	SB-- 0	NB-- 0	SB-- 0		
ATSAC-1 or ATSAC+ATCS-2?		EB-- 0	WB-- 0	EB-- 0	WB-- 0		
Override Capacity		2					
		0					
MOVEMENT		Volume	No. of Lanes	Lane Volume	Volume	No. of Lanes	Lane Volume
NORTHBOUND	Left	42	1	42			0
	Left-Through		0				
	Through	442	1	442			0
	Through-Right		0				
	Right	111	1	61			0
	Left-Through-Right		0				
	Left-Right		0				
SOUTHBOUND	Left	77	1	77			0
	Left-Through		0				
	Through	385	0	431			0
	Through-Right		1				
	Right	46	0	0			0
	Left-Through-Right		0				
	Left-Right		0				
EASTBOUND	Left	71	1	71			0
	Left-Through		0				
	Through	1430	2	498			0
	Through-Right		1				
	Right	65	0	65			0
	Left-Through-Right		0				
	Left-Right		0				
WESTBOUND	Left	101	1	101			0
	Left-Through		0				
	Through	1511	2	535			0
	Through-Right		1				
	Right	93	0	93			0
	Left-Through-Right		0				
	Left-Right		0				
<b>CRITICAL VOLUMES</b>		North-South:		519	North-South:		0
		East-West:		606	East-West:		0
		SUM:		1125	SUM:		0
<b>VOLUME/CAPACITY (V/C) RATIO:</b>				0.750			0.000
<b>V/C LESS ATSAC/ATCS ADJUSTMENT:</b>				0.650			0.000
<b>LEVEL OF SERVICE (LOS):</b>				<b>B</b>			<b>A</b>

**Project Title:** Inglewood Basketball & Entertainment Center (IBEC)  
**Intersection:** 50 - Van Ness Ave & Century Blvd  
**Description:** Cumulative with NFL Stadium/The Forum plus Project - Weekend Event

Thru Lane: 1600 vph  
 Left Lane: 1600 vph  
 Double Lt Penalty: 10 %  
 ITS: 0 %

OLA Movements :  
 FF Movements:

N-S Split Phase : N  
 E-W Split Phase : N  
 Lost Time (% of cycle) : 10  
 V/C Round Off (decs.) : 3

**Date/Time:** Weekend Pre

APPROACH	MVMT	LANES	VOLUME	CAPACITY	V/C	ICU ANALYSIS
Southbound	RT	0.20	99	327	0.278	Mov(1): 0.221
	TH	0.80	385	1,273	0.303 *	0.344 *
	LT	1.00	77	1,600	0.048	0.397
Westbound	TH	0.00	93	0	0.000	Mov(2): 0.527 *
	LT	3.00	2,200	4,800	0.478	V/C: 0.871
Northbound	TH	0.00	101	1,600	0.063	Lost Time: 0.100
	TH	0.00	111	0	0.000	ITS: 0.000
	LT	0.00	442	3,200	0.138	
Eastbound	RT	0.00	65	1,600	0.041	ICU: 0.971
	TH	3.00	82	0	0.000	
	LT	1.00	519	0	0.334	LOS: E
						0.049 *

\* - Denotes critical movement

<b>Project Title:</b>	<b>Inglewood Basketball &amp; Entertainment Center (IBEC)</b>		
<b>Intersection:</b>	<b>50 - Van Ness Ave &amp; Century Blvd</b>		
<b>Description:</b>	<b>Cumulative with NFL Stadium/The Forum plus Project - Weekend Event</b>		
Thru Lane:	1600 vph	N-S Split Phase :	N
Left Lane:	1600 vph	E-W Split Phase :	N
Double Lt Penalty:	10 %	Lost Time (% of cycle) :	10
ITS:	0 %	V/C Round Off (decs.) :	3
OLA Movements :			
FF Movements:			
<b>Date/Time:</b>	<b>Weekend Pre</b>		

APPROACH	MVMT	LANES	VOLUME	CAPACITY	V/C	ICU ANALYSIS
Southbound	RT	0.20	99	327	0.278	N-S(1): 0.324
	TH	0.80	385	1,273	0.303 *	N-S(2): 0.344 *
	LT	1.00	77	1,600	0.048	E-W(1): 0.397
Westbound	RT	0.00	93	0	0.000	E-W(2): 0.527 *
	TH	3.00	2,200	4,800	0.478 *	V/C: 0.871
	LT	1.00	101	1,600	0.063	Lost Time: 0.100
Northbound	RT	1.00	111	1,600	0.038	ITS: 0.000
	TH	1.00	442	1,600	0.276	
	LT	1.00	65	1,600	0.041 *	
Eastbound	RT	0.00	82	0	0.000	ICU: 0.971
	TH	3.00	1,519	4,800	0.334	
	LT	1.00	79	1,600	0.049 *	LOS: E

<b>Date/Time:</b>	<b>N/A</b>
-------------------	------------

APPROACH	MVMT	LANES	VOLUME	CAPACITY	V/C	ICU ANALYSIS
Southbound	RT		0			
	TH		0			
	LT	1.00	0	1,600	0.000 #	E-W(1): 0.000 *
Westbound	RT	0.00	0	1,600	0.000	E-W(2): 0.000 *
	TH	3.00	0	4,800	0.000 *	
	LT	1.00	0	1,600	0.000 *	
Northbound	RT	1.00	0	1,600	0.000 #	Lost Time: 0.100
	TH	1.00	0	1,600	0.000 #	ITS: 0.000
	LT	1.00	0	1,600	0.000 #	
Eastbound	RT	0.00	0	1,600	0.000	
	TH	3.00	0	4,800	0.000 *	
	LT	1.00	0	1,600	0.000 *	

\* - Denotes critical movement



## Level of Service Worksheet (Circular 212 Method)




**I/S #:** 50      **PROJECT TITLE:** Inglewood Basketball & Entertainment Center EIR  
**North-South Street:** Van Ness Ave      **East-West Street:** Century Blvd  
**Scenario:** Cumulative with NFL Stadium/The Forum plus Project - Event Weekend  
**Count Date:**      **Analyst:** <Fehr & Peers>      **Date:**

		PreGame			N/A			
		No. of Phases			N/A			
Opposed Ø'ing: N/S-1, E/W-2 or Both-3?		2			0			
Right Turns: FREE-1, NRTOR-2 or OLA-3?		NB-- 0	SB-- 0	NB-- 0	SB-- 0			
ATSAC-1 or ATSAC+ATCS-2?		EB-- 0	WB-- 0	EB-- 0	WB-- 0			
Override Capacity		2			0			
MOVEMENT		Volume	No. of Lanes	Lane Volume	Volume	No. of Lanes	Lane Volume	
NORTHBOUND	Left	65	1	65			0	
	Left-Through		0					
	Through	442	1	277			0	
	Through-Right		1					
	Right	111	0	111			0	
SOUTHBOUND	Left-Through		0					
	Left-Right		0					
	Left	77	1				0	
	Through	385	0				0	
	Through-Right		1					
EASTBOUND	Right			0			0	
	Left-Through-Right							
	Left-Right							
	Left			79			0	
	Left-Through							
WESTBOUND	Through			534			0	
	Through-Right							
	Right	32		82			0	
	Left-Through-Right		0					
	Left-Right		0					
WESTBOUND	Left	101	1				0	
	Left-Through		0					
	Through	2200	2	764			0	
	Through-Right		1					
	Right	93	0	93			0	
CRITICAL VOLUMES	Left-Through-Right		0					
	Left-Right		0					
	Left							
		North-South:			549	Southbound:		0
		East-West:			843	Eastbound:		0
		SUM:			1392	SUM:		0
<b>VOLUME/CAPACITY (V/C) RATIO:</b>					0.928			0.000
<b>V/C LESS ATSAC/ATCS ADJUSTMENT:</b>					0.828			0.000
<b>LEVEL OF SERVICE (LOS):</b>					<b>D</b>			<b>A</b>



**Level of Service Worksheet  
(Circular 212 Method)**



**I/S #:**  
50

**PROJECT TITLE:** Inglewood Basketball & Entertainment Center EIR  
**North-South Street:** Van Ness Ave      **East-West Street:** Century Blvd  
**Scenario:** Cumulative with NFL Stadium/The Forum plus Project - Event Weekend  
**Count Date:**      **Analyst:** <Fehr & Peers>      **Date:**

		PreGame			N/A		
		No. of Phases			N/A		
Opposed Ø'ing: N/S-1, E/W-2 or Both-3?		2			0		
Right Turns: FREE-1, NRTOR-2 or OLA-3?		NB-- 0	SB-- 0	NB-- 0	SB-- 0		
ATSAC-1 or ATSAC+ATCS-2?		EB-- 0	WB-- 0	EB-- 0	WB-- 0		
Override Capacity		2			0		
		0					
MOVEMENT		Volume	No. of Lanes	Lane Volume	Volume	No. of Lanes	Lane Volume
NORTHBOUND	Left	65	1	65			0
	Left-Through		0				
	Through	442	1	442			0
	Through-Right		0				
	Right	111	1	61			0
	Left-Through-Right		0				
	Left-Right		0				
SOUTHBOUND	Left	77	1	77			0
	Left-Through		0				
	Through	385	0	484			0
	Through-Right		1				
	Right	99	0	0			0
	Left-Through-Right		0				
	Left-Right		0				
EASTBOUND	Left	79	1	79			0
	Left-Through		0				
	Through	1519	2	534			0
	Through-Right		1				
	Right	82	0	82			0
	Left-Through-Right		0				
	Left-Right		0				
WESTBOUND	Left	101	1	101			0
	Left-Through		0				
	Through	2200	2	764			0
	Through-Right		1				
	Right	93	0	93			0
	Left-Through-Right		0				
	Left-Right		0				
<b>CRITICAL VOLUMES</b>		North-South:		549	North-South:		0
		East-West:		843	East-West:		0
		SUM:		1392	SUM:		0
<b>VOLUME/CAPACITY (V/C) RATIO:</b>				0.928			0.000
<b>V/C LESS ATSAC/ATCS ADJUSTMENT:</b>				0.828			0.000
<b>LEVEL OF SERVICE (LOS):</b>				<b>D</b>			<b>A</b>

Version: 1i Beta; 8/4/2011

**Project Title:** Inglewood Basketball & Entertainment Center EIR  
**Intersection:** 50 - Van Ness Ave & Century Blvd  
**Description:** Cumulative with NFL Stadium/The Forum (No Project) - Weekday Event

Thru Lane:	1600 vph	N-S Split Phase :	N
Left Lane:	1600 vph	E-W Split Phase :	N
Double Lt Penalty:	10 %	Lost Time (% of cycle) :	10
ITS:	0 %	V/C Round Off (decs.) :	3
OLA Movements :			
FF Movements:			

**Date/Time:** Weekday Pre

APPROACH	MVMT	LANES	VOLUME	CAPACITY	V/C	ICU ANALYSIS
Southbound	RT	0.10	56	156	0.343	N-S(1): 0.245
	TH	0.90	519	1,444	0.359 *	0.378 *
	LT	1.00	78	1,600	0.049	0.389 *
Westbound	RT	0.00	93	0	0.000	N-S(2): 0.364
	TH	3.00	1,498	4,800	0.331	V/C: 0.767
Northbound	RT	0.00	114	1,600	0.071	Lost Time: 0.100
	TH	0.00	133	0	0.000	ITS: 0.000
	LT	0.00	494	3,200	0.154	
Eastbound	RT	0.00	84	1,600	0.053	ICU: 0.867
	TH	3.00	1,441	4,800	0.318 *	
	LT	1.00	114	1,600	0.033	LOS: D

**Date/Time:** Weekday Post

APPROACH	MVMT	LANES	VOLUME	CAPACITY	V/C	ICU ANALYSIS
Southbound	RT	0.07	46	1,600	0.114	N-S(1): 0.137
	TH	0.93	519	1,444	0.136 *	N-S(2): 0.153 *
	LT	1.00	78	1,600	0.029	E-W(1): 0.369 *
Westbound	RT	0.00	43	0	0.000	E-W(2): 0.163
	TH	0.00	533	4,800	0.111	V/C: 0.522
	LT	0.00	62	1,600	0.039	Lost Time: 0.100
Northbound	RT	0.00	81	0	0.000	ITS: 0.000
	TH	0.00	266	3,200	0.114	
	LT	1.00	27	1,600	0.017	
Eastbound	RT	0.00	36	0	0.000	ICU: 0.622
	TH	3.00	1,549	4,800	0.330 *	
	LT	1.00	68	1,600	0.043	LOS: B

\* - Denotes critical movement

THIS PAGE REPLACES THE PRECEDING PAGE

**Project Title:** Inglewood Basketball & Entertainment Center EIR  
**Intersection:** 50 - Van Ness Ave & Century Blvd  
**Description:** Cumulative with NFL Stadium/The Forum (No Project) - Weekday Event

Thru Lane: 1600 vph	N-S Split Phase : N
Left Lane: 1600 vph	E-W Split Phase : N
Double Lt Penalty: 10 %	Lost Time (% of cycle) : 10
ITS: 0 %	V/C Round Off (decs.) : 3
OLA Movements :	
FF Movements:	

**Date/Time:** Weekday Pre

APPROACH	MVMT	LANES	VOLUME	CAPACITY	V/C	ICU ANALYSIS
Southbound	RT	0.10	56	156	0.343	N-S(1): 0.358
	TH	0.90	519	1,444	0.359 *	N-S(2): 0.378 *
	LT	1.00	78	1,600	0.049	E-W(1): 0.389 *
Westbound	RT	0.00	93	0	0.000	E-W(2): 0.364
	TH	3.00	1,498	4,800	0.331	V/C: 0.767
	LT	1.00	114	1,600	0.071 *	Lost Time: 0.100
Northbound	RT	1.00	133	1,600	0.048	ITS: 0.000
	TH	1.00	494	1,600	0.309	
	LT	1.00	31	1,600	0.019 *	
Eastbound	RT	0.00	84	0	0.000	ICU: 0.867
	TH	3.00	1,441	4,800	0.318 *	
	LT	1.00	52	1,600	0.033	LOS: D

**Date/Time:** Weekday Post

APPROACH	MVMT	LANES	VOLUME	CAPACITY	V/C	ICU ANALYSIS
Southbound	RT	0.07	16	118	0.114	N-S(1): 0.195 *
	TH	0.93	201	1,482	0.136	N-S(2): 0.153
	LT	1.00	46	1,600	0.029 *	E-W(1): 0.369 *
Westbound	RT	0.00	43	0	0.000	E-W(2): 0.163
	TH	3.00	533	4,800	0.120	V/C: 0.564
	LT	1.00	62	1,600	0.039 *	Lost Time: 0.100
Northbound	RT	1.00	81	1,600	0.031	ITS: 0.000
	TH	1.00	266	1,600	0.166 *	
	LT	1.00	27	1,600	0.017	
Eastbound	RT	0.00	36	0	0.000	ICU: 0.664
	TH	3.00	1,549	4,800	0.330 *	
	LT	1.00	68	1,600	0.043	LOS: B

\* - Denotes critical movement



## Level of Service Worksheet (Circular 212 Method)



**I/S #:**  
50


**PROJECT TITLE:** Inglewood Basketball & Entertainment Center EIR  
**North-South Street:** Van Ness Ave      **East-West Street:** Century Blvd  
**Scenario:** Cumulative with NFL Stadium/The Forum (No Project) - Event Weekday  
**Count Date:**      **Analyst:** <Fehr & Peers>      **Date:**

		PreGame			PostGame			
		Volume	No. of Lanes	Lane Volume	Volume	No. of Lanes	Lane Volume	
No. of Phases					2			
Opposed Ø'ing: N/S-1, E/W-2 or Both-3?					0			
Right Turns: FREE-1, NRTOR-2 or OLA-3?		NB-- 0	SB-- 0		NB-- 0	SB-- 0		
		EB-- 0	WB-- 0		EB-- 0	WB-- 0		
ATSAC-1 or ATSAC+ATCS-2?					2			
Override Capacity					0			
MOVEMENT		Volume	No. of Lanes	Lane Volume	Volume	No. of Lanes	Lane Volume	
NORTHBOUND	Left	31	1	31	27	1	27	
	Left-Through		0			0		
	Through	494	1	314	270	1	174	
	Through-Right		1			1		
	Right	133	0	133	117	0	81	
	Left-Through-Right		0			0		
	Left-Right		0			0		
SOUTHBOUND	Left	78	1	78	46	1	46	
	Left-Through		0			0		
	Through	519	0	519	201	0	217	
	Through-Right		1			1		
	Right	16	0	16	16	0	0	
	Left-Through-Right		0			0		
	Left-Right		0			0		
EASTBOUND	Left			52	68	1	68	
	Left-Through					0		
	Through			508	1549	2	528	
	Through-Right					1		
	Right	84	0	84	36	0	36	
	Left-Through-Right		0			0		
	Left-Right		0			0		
WESTBOUND	Left	114	1	114	62	1	62	
	Left-Through		0			0		
	Through	1498	2	530	1498	2	192	
	Through-Right		1			1		
	Right	93	0	93	93	0	43	
	Left-Through-Right		0			0		
	Left-Right		0			0		
<b>CRITICAL VOLUMES</b>		North-South:			606	East-West:		244
		East-West:			622	SUM:		590
		SUM:			1228	SUM:		834
<b>VOLUME/CAPACITY (V/C) RATIO:</b>					0.819			0.556
<b>V/C LESS ATSAC/ATCS ADJUSTMENT:</b>					0.719			0.456
<b>LEVEL OF SERVICE (LOS):</b>					<b>C</b>			<b>A</b>





## Level of Service Worksheet (Circular 212 Method)



**I/S #:**  
50

**PROJECT TITLE:** Inglewood Basketball & Entertainment Center EIR  
**North-South Street:** Van Ness Ave      **East-West Street:** Century Blvd  
**Scenario:** Cumulative with NFL Stadium/The Forum (No Project) - Event Weekday  
**Count Date:**      **Analyst:** <Fehr & Peers>      **Date:**

		PreGame			PostGame		
		No. of Phases			No. of Phases		
Opposed Ø'ing: N/S-1, E/W-2 or Both-3?		2			2		
Right Turns: FREE-1, NRTOR-2 or OLA-3?		0			0		
ATSAC-1 or ATSAC+ATCS-2?		2			2		
Override Capacity		0			0		
		NB-- 0	SB-- 0	NB-- 0	SB-- 0	EB-- 0	WB-- 0
		EB-- 0	WB-- 0	EB-- 0	WB-- 0	EB-- 0	WB-- 0
MOVEMENT		Volume	No. of Lanes	Lane Volume	Volume	No. of Lanes	Lane Volume
<b>NORTHBOUND</b>	↵ Left	31	1	31	27	1	27
	↵↔ Left-Through		0			0	
	→ Through	494	1	494	266	1	266
	↘ Through-Right		0			0	
	↘ Right	133	1	76	81	1	50
	↘↔ Left-Through-Right		0			0	
	↘↔ Left-Right		0			0	
<b>SOUTHBOUND</b>	↵ Left	78	1	78	46	1	46
	↵↔ Left-Through		0			0	
	→ Through	519	0	575	201	0	217
	↘ Through-Right		1			1	
	↘ Right	56	0	0	16	0	0
	↘↔ Left-Through-Right		0			0	
	↘↔ Left-Right		0			0	
<b>EASTBOUND</b>	↵ Left	52	1	52	68	1	68
	↵↔ Left-Through		0			0	
	→ Through	1441	2	508	1549	2	528
	↘ Through-Right		1			1	
	↘ Right	84	0	84	36	0	36
	↘↔ Left-Through-Right		0			0	
	↘↔ Left-Right		0			0	
<b>WESTBOUND</b>	↵ Left	114	1	114	62	1	62
	↵↔ Left-Through		0			0	
	→ Through	1498	2	530	533	2	192
	↘ Through-Right		1			1	
	↘ Right	93	0	93	43	0	43
	↘↔ Left-Through-Right		0			0	
	↘↔ Left-Right		0			0	
<b>CRITICAL VOLUMES</b>		<i>North-South:</i>		606	<i>North-South:</i>		312
		<i>East-West:</i>		622	<i>East-West:</i>		590
		<i>SUM:</i>		1228	<i>SUM:</i>		902
<b>VOLUME/CAPACITY (V/C) RATIO:</b>				0.819			0.601
<b>V/C LESS ATSAC/ATCS ADJUSTMENT:</b>				0.719			0.501
<b>LEVEL OF SERVICE (LOS):</b>				<b>C</b>			<b>A</b>

Version: 1i Beta; 8/4/2011

THE FOLLOWING PAGE REPLACES THIS PAGE.

**Project Title:** Inglewood Basketball & Entertainment Center (IBEC)  
**Intersection:** 50 - Van Ness Ave & Century Blvd  
**Description:** Cumulative with NFL Stadium/The Forum plus Project - Weekday Event

Thru Lane: 1600 vph  
 Left Lane: 1600 vph  
 Double Lt Penalty: 10 %  
 ITS: 0 %

OLA Movements :  
 FF Movements:

N-S Split Phase : N  
 E-W Split Phase : N  
 Lost Time (% of cycle) : 10  
 V/C Round Off (decs.) : 3

**Date/Time:** Weekday Pre

APPROACH	MVMT	LANES	VOLUME	CAPACITY	V/C	ICU ANALYSIS
Southbound	RT	0.11	67	183	0.348	N-S(1): 0.245
	TH	0.89	519	1,417	0.366 *	0.394 *
	LT	1.00	78	1,600	0.049	0.410
Westbound	RT	0.00	93	0	0.000	N-S(2): 0.465 *
	TH	3.00	1,968	4,800	0.420	V/C: 0.859
Northbound	RT	0.00	114	1,600	0.071	Lost Time: 0.100
	TH	0.00	133	0	0.000	ITS: 0.000
	LT	0.00	494	3,200	0.154	
Eastbound	RT	0.00	84	1,600	0.053	ICU: 0.959
	TH	3.00	541	4,800	0.339	
	LT	1.00	114	1,600	0.036 *	LOS: E

**Date/Time:** Weekday Post

APPROACH	MVMT	LANES	VOLUME	CAPACITY	V/C	ICU ANALYSIS
Southbound	RT	0.12	67	183	0.101	N-S(1): 0.137
	TH	0.88	519	1,417	0.143 *	N-S(2): 0.178 *
	LT	1.00	78	1,600	0.029	E-W(1): 0.511 *
Westbound	RT	0.00	43	0	0.000	E-W(2): 0.221
	TH	0.00	618	4,800	0.129	V/C: 0.689
	LT	0.00	62	1,600	0.039	Lost Time: 0.100
Northbound	RT	0.00	81	0	0.000	ITS: 0.000
	TH	0.00	266	3,200	0.146	
	LT	1.00	56	1,600	0.035	
Eastbound	RT	0.00	79	0	0.000	ICU: 0.789
	TH	3.00	2,185	4,800	0.472 *	
	LT	1.00	132	1,600	0.083	C

\* - Denotes critical movement

THIS PAGE REPLACES THE PRECEDING PAGE

**Project Title:** Inglewood Basketball & Entertainment Center (IBEC)  
**Intersection:** 50 - Van Ness Ave & Century Blvd  
**Description:** Cumulative with NFL Stadium/The Forum plus Project - Weekday Event

Thru Lane:	1600 vph	N-S Split Phase :	N
Left Lane:	1600 vph	E-W Split Phase :	N
Double Lt Penalty:	10 %	Lost Time (% of cycle) :	10
ITS:	0 %	V/C Round Off (decs.) :	3
OLA Movements :			
FF Movements:			

**Date/Time:** Weekday Pre

APPROACH	MVMT	LANES	VOLUME	CAPACITY	V/C	ICU ANALYSIS
Southbound	RT	0.11	67	183	0.348	N-S(1): 0.358
	TH	0.89	519	1,417	0.366 *	N-S(2): 0.394 *
	LT	1.00	78	1,600	0.049	E-W(1): 0.410
Westbound	RT	0.00	93	0	0.000	E-W(2): 0.465 *
	TH	3.00	1,968	4,800	0.429 *	V/C: 0.859
	LT	1.00	114	1,600	0.071	Lost Time: 0.100
Northbound	RT	1.00	133	1,600	0.048	ITS: 0.000
	TH	1.00	494	1,600	0.309	
	LT	1.00	45	1,600	0.028 *	
Eastbound	RT	0.00	84	0	0.000	ICU: 0.959
	TH	3.00	1,541	4,800	0.339	
	LT	1.00	57	1,600	0.036 *	LOS: E

**Date/Time:** Weekday Post

APPROACH	MVMT	LANES	VOLUME	CAPACITY	V/C	ICU ANALYSIS
Southbound	RT	0.12	27	189	0.101	N-S(1): 0.195 *
	TH	0.88	201	1,411	0.143	N-S(2): 0.178
	LT	1.00	46	1,600	0.029 *	E-W(1): 0.511 *
Westbound	RT	0.00	43	0	0.000	E-W(2): 0.221
	TH	3.00	618	4,800	0.138	V/C: 0.706
	LT	1.00	62	1,600	0.039 *	Lost Time: 0.100
Northbound	RT	1.00	81	1,600	0.031	ITS: 0.000
	TH	1.00	266	1,600	0.166 *	
	LT	1.00	56	1,600	0.035	
Eastbound	RT	0.00	79	0	0.000	ICU: 0.806
	TH	3.00	2,185	4,800	0.472 *	
	LT	1.00	132	1,600	0.083	LOS: D

\* - Denotes critical movement



## Level of Service Worksheet (Circular 212 Method)




**I/S #:** 50      **PROJECT TITLE:** Inglewood Basketball & Entertainment Center EIR  
**North-South Street:** Van Ness Ave      **East-West Street:** Century Blvd  
**Scenario:** Cumulative with NFL Stadium/The Forum plus Project - Event Weekday  
**Count Date:**      **Analyst:** <Fehr & Peers>      **Date:**

		PreGame			PostGame		
		Volume	No. of Lanes	Lane Volume	Volume	No. of Lanes	Lane Volume
No. of Phases					2		
Opposed Ø'ing: N/S-1, E/W-2 or Both-3?					0		
Right Turns: FREE-1, NRTOR-2 or OLA-3?		<i>NB--</i> 0 <i>SB--</i> 0 <i>NB--</i> 0 <i>SB--</i> 0 <i>EB--</i> 0 <i>WB--</i> 0 <i>EB--</i> 0 <i>WB--</i> 0					
ATSAC-1 or ATSAC+ATCS-2?					2		
Override Capacity					0		
MOVEMENT		Volume	No. of Lanes	Lane Volume	Volume	No. of Lanes	Lane Volume
NORTHBOUND	↖	45	1	45	56	1	56
	↘	494	1	314	201	1	174
	↔	133	1	133	81	1	81
	↔	0	0	0	0	0	0
	↔	0	0	0	0	0	0
SOUTHBOUND	↖	78	1	78	46	1	46
	↘	519	0	0	201	0	228
	↔	0	1	0	0	1	0
	↔	0	0	0	27	0	0
	↔	0	0	0	0	0	0
EASTBOUND	↖	0	0	0	57	1	57
	↘	0	0	0	132	0	132
	↔	0	0	0	542	2	755
	↔	0	1	0	79	1	79
	↔	0	0	0	0	0	0
WESTBOUND	↖	114	1	114	62	1	62
	↘	1968	0	0	0	0	0
	↔	0	2	0	0	2	0
	↔	0	1	0	0	1	0
	↔	93	0	93	0	0	43
<b>CRITICAL VOLUMES</b>		<i>North-South:</i> 631			<i>East-West:</i> 284		
		<i>East-West:</i> 744			<i>North-South:</i> 817		
		<i>SUM:</i> 1375			<i>SUM:</i> 1101		
<b>VOLUME/CAPACITY (V/C) RATIO:</b>		0.917			0.734		
<b>V/C LESS ATSAC/ATCS ADJUSTMENT:</b>		0.817			0.634		
<b>LEVEL OF SERVICE (LOS):</b>		<b>D</b>			<b>B</b>		



**Level of Service Worksheet  
(Circular 212 Method)**



**I/S #:**  
50

**PROJECT TITLE:** Inglewood Basketball & Entertainment Center EIR  
**North-South Street:** Van Ness Ave      **East-West Street:** Century Blvd  
**Scenario:** Cumulative with NFL Stadium/The Forum plus Project - Event Weekday  
**Count Date:**      **Analyst:** <Fehr & Peers>      **Date:**

		PreGame			PostGame		
No. of Phases							
Opposed Ø'ing: N/S-1, E/W-2 or Both-3?							
Right Turns: FREE-1, NRTOR-2 or OLA-3?		NB-- 0	SB-- 0	NB-- 0	SB-- 0		
ATSAC-1 or ATSAC+ATCS-2?		EB-- 0	WB-- 0	EB-- 0	WB-- 0		
Override Capacity							
MOVEMENT		Volume	No. of Lanes	Lane Volume	Volume	No. of Lanes	Lane Volume
NORTHBOUND	Left	45	1	45	56	1	56
	Left-Through		0			0	
	Through	494	1	494	266	1	266
	Through-Right		0			0	
	Right	133	1	76	81	1	50
	Left-Through-Right		0			0	
	Left-Right		0			0	
SOUTHBOUND	Left	78	1	78	46	1	46
	Left-Through		0			0	
	Through	519	0	586	201	0	228
	Through-Right		1			1	
	Right	67	0	0	27	0	0
	Left-Through-Right		0			0	
	Left-Right		0			0	
EASTBOUND	Left	57	1	57	132	1	132
	Left-Through		0			0	
	Through	1541	2	542	2185	2	755
	Through-Right		1			1	
	Right	84	0	84	79	0	79
	Left-Through-Right		0			0	
	Left-Right		0			0	
WESTBOUND	Left	114	1	114	62	1	62
	Left-Through		0			0	
	Through	1968	2	687	618	2	220
	Through-Right		1			1	
	Right	93	0	93	43	0	43
	Left-Through-Right		0			0	
	Left-Right		0			0	
<b>CRITICAL VOLUMES</b>		<i>North-South:</i>		631	<i>North-South:</i>		312
		<i>East-West:</i>		744	<i>East-West:</i>		817
		<i>SUM:</i>		1375	<i>SUM:</i>		1129
<b>VOLUME/CAPACITY (V/C) RATIO:</b>				0.917			0.753
<b>V/C LESS ATSAC/ATCS ADJUSTMENT:</b>				0.817			0.653
<b>LEVEL OF SERVICE (LOS):</b>				<b>D</b>			<b>B</b>

Version: 1i Beta; 8/4/2011