

INGLEWOOD BASKETBALL AND ENTERTAINMENT CENTER
BASIC SITE PLAN DRAWINGS
JUNE 04, 2020

WEST PARKING GARAGE AREA

ARENA AND PLAZA AREA

EAST PARKING GARAGE AREA

CENTURY ACCESS ROADWAY (28')

CENTURY BLVD

SIGN LOCATION
MAXIMUM HEIGHT 100 FT

WEST PARKING GARAGE
3,110 SPACES

PEDESTRIAN BRIDGE
MINIMUM 17' CLEARANCE
OVER CENTERLINE OF
PRAIRIE AVENUE. TOP
CLEARANCE 15' ABOVE
BASE

102ND STREET

103RD STREET

104TH STREET

PRAIRIE AVENUE

PRAIRIE AVENUE

POTENTIAL PEDESTRIAN
BRIDGE MINIMUM 17'
CLEARANCE OVER CENTERLINE
OF CENTURY BLVD. TOP
CLEARANCE 15' ABOVE BASE.

CENTURY BLVD

WEST AND EAST ANCILLARY BUILDINGS
TWO STORY MAXIMUM HEIGHT 30 FT
TOTAL AREA UP TO APPROXIMATELY
60,000 SF

PLAZA

BUILDING ENTRANCE

BUILDING ENTRANCE

BUILDING ENTRANCE

CENTRAL PLANT

CENTRAL PLANT

MEDIA TRUCK PARKING

ELECTRICAL YARD

DOTY AVENUE

ELECTRICAL YARD

NEW CITY WATER WELL

PRAIRIE & ATHLETIC TRAINING
FACILITY OFFICES &
SPORTS MEDICINE CLINIC

CLUB LEVEL AND
RECREATION CENTER

BUILDING ENTRANCE

BUILDING ENTRANCE

PARKING STRUCTURE
650 SPACES
(100 TEAM SPACES
550 VIP SPACES)

SOUTH PARKING GARAGE

CENTURY BLVD

EAST PARKING GARAGE
366 SPACES

HOTEL

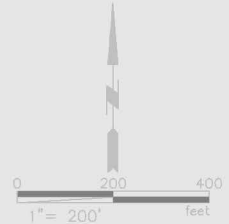
TRANSPORTATION HUB
182 TING SPACES
20 COACH SPACES
23 MICROTRANSIT SPACES

102ND STREET

104TH STREET

LEGEND:

----- AREA DESIGNATION
- - - - - PROJECT BOUNDARY



INGLEWOOD BASKETBALL AND ENTERTAINMENT CENTER

BASIC SITE PLAN DRAWINGS

ARENA AND PLAZA AREA

JUNE 04, 2020

SIGN LOCATION
MAXIMUM HEIGHT 100 FT

POTENTIAL PEDESTRIAN BRIDGE,
MINIMUM 17' CLEARANCE OVER
CENTERLINE OF CENTURY BLVD.
TOP CLEARANCE 15' ABOVE BASE

CENTURY BLVD

PRAIRIE AVENUE

WEST AND EAST ANCILLARY BUILDINGS
TWO STORY MAXIMUM HEIGHT 30 FT
TOTAL AREA UP TO APPROXIMATELY
63,000 SF

PLAZA

BUILDING
ENTRANCE

BUILDING
ENTRANCE

BUILDING
ENTRANCE

CENTRAL
PLANT

PEDESTRIAN BRIDGE
MINIMUM 17' CLEARANCE
OVER CENTERLINE OF
PRAIRIE AVENUE, TOP
CLEARANCE 15' ABOVE BASE

WEST PARKING GARAGE
3,110 SPACES

MEDIA TRUCK PARKING

BUILDING
ENTRANCE

PRACTICE & ATHLETIC TRAINING
FACILITY, OFFICES
& SPORTS
MEDICINE CLINIC

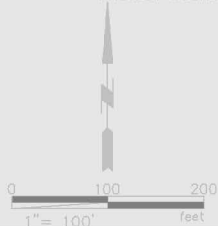
40000
18,000 TROOP + 200
TEMPORARY SEATS

ELECTRICAL
YARD

102ND STREET

LEGEND:

PROJECT BOUNDARY



103RD STREET

PRAIRIE AVENUE

BUILDING
ENTRANCE

PARKING STRUCTURE
650 SPACES
(100 TEAM SPACES
550 VIP SPACES)

BUILDING
ENTRANCE

NEW CITY
WATER WELL

DOTY AVENUE

DOTY AVENUE

INGLEWOOD BASKETBALL AND ENTERTAINMENT CENTER

BASIC SITE PLAN DRAWINGS

CENTRAL PLANT

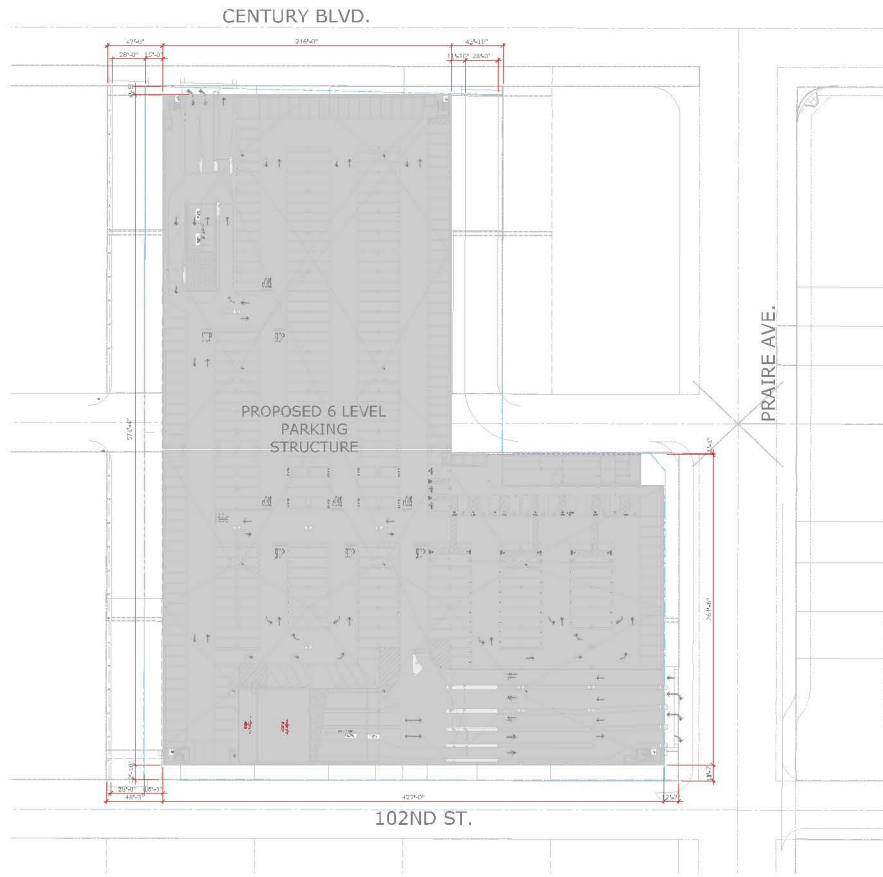
JUNE 04, 2020

INGLEWOOD BASKETBALL AND ENTERTAINMENT CENTER

BASIC SITE PLAN DRAWINGS

WEST PARKING GARAGE

JUNE 04, 2020



CENTURY BLVD.

PRAIRE AVE.

PROPOSED 6 LEVEL
PARKING
STRUCTURE

102ND ST.

TIERS	STALL BREAKDOWNS				TOTAL	
	Accessible		Van	Standard		
	Standard	Van	Compact	Standard		
TIER 1	13	3	8	190	210	424
TIER 2	22	4	40	172	188	422
TIER 3			26	168	194	320
TIER 4			29	257	290	545
TIER 5			32	400	142	568
TIER 6			32	232	347	611
TOTALS		42	169	1,425	1,474	3,110

SPECIFICS OF PARKING STALL PLAN IS IN PROCESS AND MAY BE ADJUSTED

ENLARGED SITE PLAN



DISCUSSION DRAFT



INGLEWOOD BASKETBALL & ENTERTAINMENT CENTER WEST PARKING STRUCTURE
 INGLEWOOD, MISSOURI

ENLARGED SITE PLAN

DATE: 08/20/2018
 DRAWN BY: JMM
 CHECKED BY: JMM
 DESIGNED BY: JMM

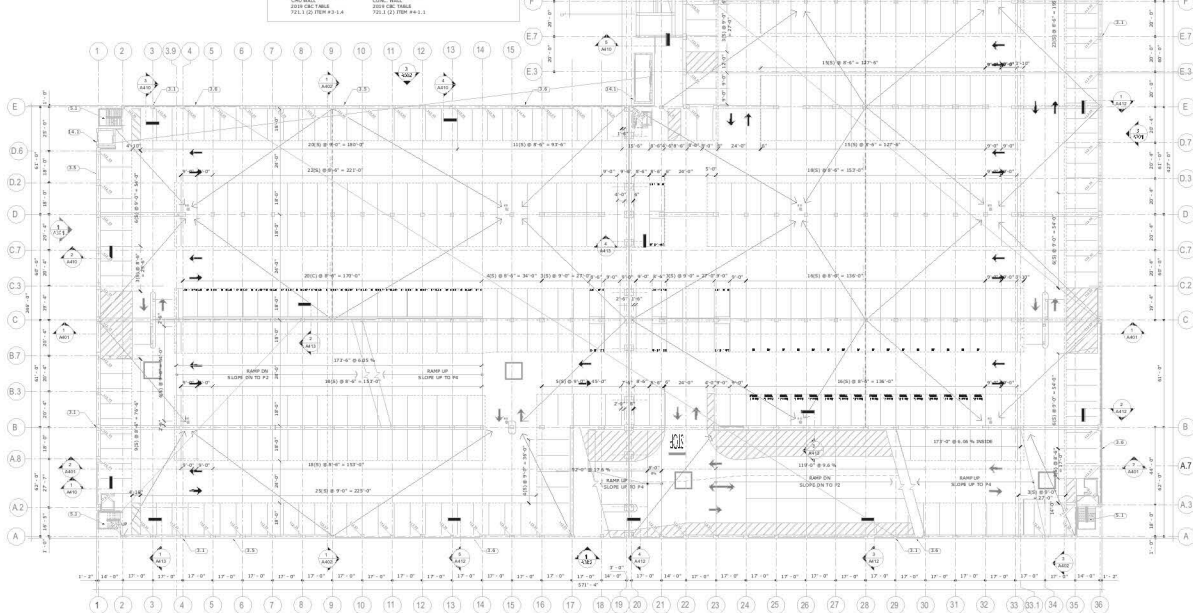
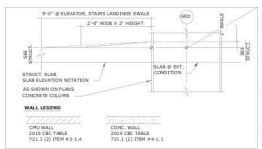
KEY NOTES

- 1.1. BRICK
- 1.2. STEEL STRIPPING - REFER TO DETAIL 3.01
- 1.3. ACCESSIBLE ELEVATOR PLATFORM - REFER TO DETAIL 3.06 (SEE L&S)
- 1.4. ELEVATOR WALKWAY - REFER TO DETAIL 3.06
- 1.5. ACCESSIBLE ELEVATOR WALKWAY - REFER TO DETAIL 3.06 (SEE L&S) (2 L&S)
- 1.6. ACCESSIBLE ELEVATOR WALKWAY - REFER TO DETAIL 3.06 (SEE L&S)
- 1.7. FLOOR FINISHING - REFER TO DETAIL 3.02
- 1.8. ACCESSIBLE RAMPING SURF - TO DETAIL 3.02
- 2.1. LARGEST - REFER TO LARGEST DIMS
- 2.2. MINIMUM - REFER TO DETAIL 3.02
- 3.1. CONCRETE COLUMN WALL CORNER - REFER TO DETAIL 3.02
- 3.2. CONCRETE COLUMN WALL - REFER TO DETAIL 3.02
- 3.3. CONCRETE WALL CORNER - REFER TO DETAIL 3.02
- 3.4. CONCRETE WALL - REFER TO DETAIL 3.02
- 3.5. CONCRETE CONCRETE BEAM - REFER TO DETAIL 3.02
- 3.6. CONCRETE CONCRETE BEAM - REFER TO DETAIL 3.02
- 3.7. CONCRETE CONCRETE BEAM - REFER TO DETAIL 3.02
- 3.8. CONCRETE CONCRETE BEAM - REFER TO DETAIL 3.02
- 3.9. CONCRETE CONCRETE BEAM - REFER TO DETAIL 3.02
- 3.10. CONCRETE CONCRETE BEAM - REFER TO DETAIL 3.02
- 3.11. CONCRETE CONCRETE BEAM - REFER TO DETAIL 3.02
- 3.12. CONCRETE CONCRETE BEAM - REFER TO DETAIL 3.02
- 3.13. CONCRETE CONCRETE BEAM - REFER TO DETAIL 3.02
- 3.14. CONCRETE CONCRETE BEAM - REFER TO DETAIL 3.02
- 3.15. CONCRETE CONCRETE BEAM - REFER TO DETAIL 3.02
- 3.16. CONCRETE CONCRETE BEAM - REFER TO DETAIL 3.02
- 3.17. CONCRETE CONCRETE BEAM - REFER TO DETAIL 3.02
- 3.18. CONCRETE CONCRETE BEAM - REFER TO DETAIL 3.02
- 3.19. CONCRETE CONCRETE BEAM - REFER TO DETAIL 3.02
- 3.20. CONCRETE CONCRETE BEAM - REFER TO DETAIL 3.02
- 3.21. CONCRETE CONCRETE BEAM - REFER TO DETAIL 3.02
- 3.22. CONCRETE CONCRETE BEAM - REFER TO DETAIL 3.02
- 3.23. CONCRETE CONCRETE BEAM - REFER TO DETAIL 3.02
- 3.24. CONCRETE CONCRETE BEAM - REFER TO DETAIL 3.02
- 3.25. CONCRETE CONCRETE BEAM - REFER TO DETAIL 3.02
- 3.26. CONCRETE CONCRETE BEAM - REFER TO DETAIL 3.02
- 3.27. CONCRETE CONCRETE BEAM - REFER TO DETAIL 3.02
- 3.28. CONCRETE CONCRETE BEAM - REFER TO DETAIL 3.02
- 3.29. CONCRETE CONCRETE BEAM - REFER TO DETAIL 3.02
- 3.30. CONCRETE CONCRETE BEAM - REFER TO DETAIL 3.02
- 3.31. CONCRETE CONCRETE BEAM - REFER TO DETAIL 3.02
- 3.32. CONCRETE CONCRETE BEAM - REFER TO DETAIL 3.02
- 3.33. CONCRETE CONCRETE BEAM - REFER TO DETAIL 3.02
- 3.34. CONCRETE CONCRETE BEAM - REFER TO DETAIL 3.02
- 3.35. CONCRETE CONCRETE BEAM - REFER TO DETAIL 3.02
- 3.36. CONCRETE CONCRETE BEAM - REFER TO DETAIL 3.02
- 3.37. CONCRETE CONCRETE BEAM - REFER TO DETAIL 3.02
- 3.38. CONCRETE CONCRETE BEAM - REFER TO DETAIL 3.02
- 3.39. CONCRETE CONCRETE BEAM - REFER TO DETAIL 3.02
- 3.40. CONCRETE CONCRETE BEAM - REFER TO DETAIL 3.02
- 3.41. CONCRETE CONCRETE BEAM - REFER TO DETAIL 3.02
- 3.42. CONCRETE CONCRETE BEAM - REFER TO DETAIL 3.02
- 3.43. CONCRETE CONCRETE BEAM - REFER TO DETAIL 3.02
- 3.44. CONCRETE CONCRETE BEAM - REFER TO DETAIL 3.02
- 3.45. CONCRETE CONCRETE BEAM - REFER TO DETAIL 3.02
- 3.46. CONCRETE CONCRETE BEAM - REFER TO DETAIL 3.02
- 3.47. CONCRETE CONCRETE BEAM - REFER TO DETAIL 3.02
- 3.48. CONCRETE CONCRETE BEAM - REFER TO DETAIL 3.02
- 3.49. CONCRETE CONCRETE BEAM - REFER TO DETAIL 3.02
- 3.50. CONCRETE CONCRETE BEAM - REFER TO DETAIL 3.02
- 3.51. CONCRETE CONCRETE BEAM - REFER TO DETAIL 3.02
- 3.52. CONCRETE CONCRETE BEAM - REFER TO DETAIL 3.02
- 3.53. CONCRETE CONCRETE BEAM - REFER TO DETAIL 3.02
- 3.54. CONCRETE CONCRETE BEAM - REFER TO DETAIL 3.02
- 3.55. CONCRETE CONCRETE BEAM - REFER TO DETAIL 3.02
- 3.56. CONCRETE CONCRETE BEAM - REFER TO DETAIL 3.02
- 3.57. CONCRETE CONCRETE BEAM - REFER TO DETAIL 3.02
- 3.58. CONCRETE CONCRETE BEAM - REFER TO DETAIL 3.02
- 3.59. CONCRETE CONCRETE BEAM - REFER TO DETAIL 3.02
- 3.60. CONCRETE CONCRETE BEAM - REFER TO DETAIL 3.02
- 3.61. CONCRETE CONCRETE BEAM - REFER TO DETAIL 3.02
- 3.62. CONCRETE CONCRETE BEAM - REFER TO DETAIL 3.02
- 3.63. CONCRETE CONCRETE BEAM - REFER TO DETAIL 3.02
- 3.64. CONCRETE CONCRETE BEAM - REFER TO DETAIL 3.02
- 3.65. CONCRETE CONCRETE BEAM - REFER TO DETAIL 3.02
- 3.66. CONCRETE CONCRETE BEAM - REFER TO DETAIL 3.02
- 3.67. CONCRETE CONCRETE BEAM - REFER TO DETAIL 3.02
- 3.68. CONCRETE CONCRETE BEAM - REFER TO DETAIL 3.02
- 3.69. CONCRETE CONCRETE BEAM - REFER TO DETAIL 3.02
- 3.70. CONCRETE CONCRETE BEAM - REFER TO DETAIL 3.02
- 3.71. CONCRETE CONCRETE BEAM - REFER TO DETAIL 3.02
- 3.72. CONCRETE CONCRETE BEAM - REFER TO DETAIL 3.02
- 3.73. CONCRETE CONCRETE BEAM - REFER TO DETAIL 3.02
- 3.74. CONCRETE CONCRETE BEAM - REFER TO DETAIL 3.02
- 3.75. CONCRETE CONCRETE BEAM - REFER TO DETAIL 3.02
- 3.76. CONCRETE CONCRETE BEAM - REFER TO DETAIL 3.02
- 3.77. CONCRETE CONCRETE BEAM - REFER TO DETAIL 3.02
- 3.78. CONCRETE CONCRETE BEAM - REFER TO DETAIL 3.02
- 3.79. CONCRETE CONCRETE BEAM - REFER TO DETAIL 3.02
- 3.80. CONCRETE CONCRETE BEAM - REFER TO DETAIL 3.02
- 3.81. CONCRETE CONCRETE BEAM - REFER TO DETAIL 3.02
- 3.82. CONCRETE CONCRETE BEAM - REFER TO DETAIL 3.02
- 3.83. CONCRETE CONCRETE BEAM - REFER TO DETAIL 3.02
- 3.84. CONCRETE CONCRETE BEAM - REFER TO DETAIL 3.02
- 3.85. CONCRETE CONCRETE BEAM - REFER TO DETAIL 3.02
- 3.86. CONCRETE CONCRETE BEAM - REFER TO DETAIL 3.02
- 3.87. CONCRETE CONCRETE BEAM - REFER TO DETAIL 3.02
- 3.88. CONCRETE CONCRETE BEAM - REFER TO DETAIL 3.02
- 3.89. CONCRETE CONCRETE BEAM - REFER TO DETAIL 3.02
- 3.90. CONCRETE CONCRETE BEAM - REFER TO DETAIL 3.02
- 3.91. CONCRETE CONCRETE BEAM - REFER TO DETAIL 3.02
- 3.92. CONCRETE CONCRETE BEAM - REFER TO DETAIL 3.02
- 3.93. CONCRETE CONCRETE BEAM - REFER TO DETAIL 3.02
- 3.94. CONCRETE CONCRETE BEAM - REFER TO DETAIL 3.02
- 3.95. CONCRETE CONCRETE BEAM - REFER TO DETAIL 3.02
- 3.96. CONCRETE CONCRETE BEAM - REFER TO DETAIL 3.02
- 3.97. CONCRETE CONCRETE BEAM - REFER TO DETAIL 3.02
- 3.98. CONCRETE CONCRETE BEAM - REFER TO DETAIL 3.02
- 3.99. CONCRETE CONCRETE BEAM - REFER TO DETAIL 3.02
- 3.100. CONCRETE CONCRETE BEAM - REFER TO DETAIL 3.02

NOTES

1. FOR SLOPE OF LAIS AT ANY POSITION OF ALL ACCESSIBLE STAIRS, ELEVATOR STAIRS, LANDINGS & OTHER SLOPE NEED TO BE AS SHOWN WITH MINIMUM 1:12 SLOPE TO BE MET BY CONTRACTOR TO VERIFY AND COMPARE THAT IF CLASH IS OBSERVED AT ALL ACCESSIBLE LEVELS (INCLUDING STAIRS, CORRIDORS, ELEVATOR PLATFORMS) TO BE RESOLVED PER SET NOTES.
2. ALL METALS NEED TO BE PRIME AND FINISH PER SUBMITTALS, LUMBER & WOODS.
3. VERIFY ALL DIMENSIONS ON THIS DRAWING BEFORE CONSTRUCTION AND ALL SIZES.

- 7.1. TYPICAL AND WOODS DETAIL SECTION
- 7.2. BATH PROOFING
- 7.3. BATH PROOFING TYPICAL FROM ROOF BELOW
- 8.1. DOORS AND WINDOWS
- 8.2. WOODS - MULTIPURPOSE GLASS WALL SYSTEM (W) - LAMINATED GLASS
- 9.1. GLAZING
- 9.2. GLAZING
- 9.3. GLAZING
- 9.4. GLAZING
- 9.5. GLAZING
- 9.6. GLAZING
- 9.7. GLAZING
- 9.8. GLAZING
- 9.9. GLAZING
- 9.10. GLAZING
- 9.11. GLAZING
- 9.12. GLAZING
- 9.13. GLAZING
- 9.14. GLAZING
- 9.15. GLAZING
- 9.16. GLAZING
- 9.17. GLAZING
- 9.18. GLAZING
- 9.19. GLAZING
- 9.20. GLAZING
- 9.21. GLAZING
- 9.22. GLAZING
- 9.23. GLAZING
- 9.24. GLAZING
- 9.25. GLAZING
- 9.26. GLAZING
- 9.27. GLAZING
- 9.28. GLAZING
- 9.29. GLAZING
- 9.30. GLAZING
- 9.31. GLAZING
- 9.32. GLAZING
- 9.33. GLAZING
- 9.34. GLAZING
- 9.35. GLAZING
- 9.36. GLAZING
- 9.37. GLAZING
- 9.38. GLAZING
- 9.39. GLAZING
- 9.40. GLAZING
- 9.41. GLAZING
- 9.42. GLAZING
- 9.43. GLAZING
- 9.44. GLAZING
- 9.45. GLAZING
- 9.46. GLAZING
- 9.47. GLAZING
- 9.48. GLAZING
- 9.49. GLAZING
- 9.50. GLAZING
- 9.51. GLAZING
- 9.52. GLAZING
- 9.53. GLAZING
- 9.54. GLAZING
- 9.55. GLAZING
- 9.56. GLAZING
- 9.57. GLAZING
- 9.58. GLAZING
- 9.59. GLAZING
- 9.60. GLAZING
- 9.61. GLAZING
- 9.62. GLAZING
- 9.63. GLAZING
- 9.64. GLAZING
- 9.65. GLAZING
- 9.66. GLAZING
- 9.67. GLAZING
- 9.68. GLAZING
- 9.69. GLAZING
- 9.70. GLAZING
- 9.71. GLAZING
- 9.72. GLAZING
- 9.73. GLAZING
- 9.74. GLAZING
- 9.75. GLAZING
- 9.76. GLAZING
- 9.77. GLAZING
- 9.78. GLAZING
- 9.79. GLAZING
- 9.80. GLAZING
- 9.81. GLAZING
- 9.82. GLAZING
- 9.83. GLAZING
- 9.84. GLAZING
- 9.85. GLAZING
- 9.86. GLAZING
- 9.87. GLAZING
- 9.88. GLAZING
- 9.89. GLAZING
- 9.90. GLAZING
- 9.91. GLAZING
- 9.92. GLAZING
- 9.93. GLAZING
- 9.94. GLAZING
- 9.95. GLAZING
- 9.96. GLAZING
- 9.97. GLAZING
- 9.98. GLAZING
- 9.99. GLAZING
- 9.100. GLAZING



SPECIFICS OF PARKING STALL PLAN IS IN PROCESS AND MAY BE ADJUSTED

TIER P3 FLOOR PLAN



DISCUSSION DRAFT

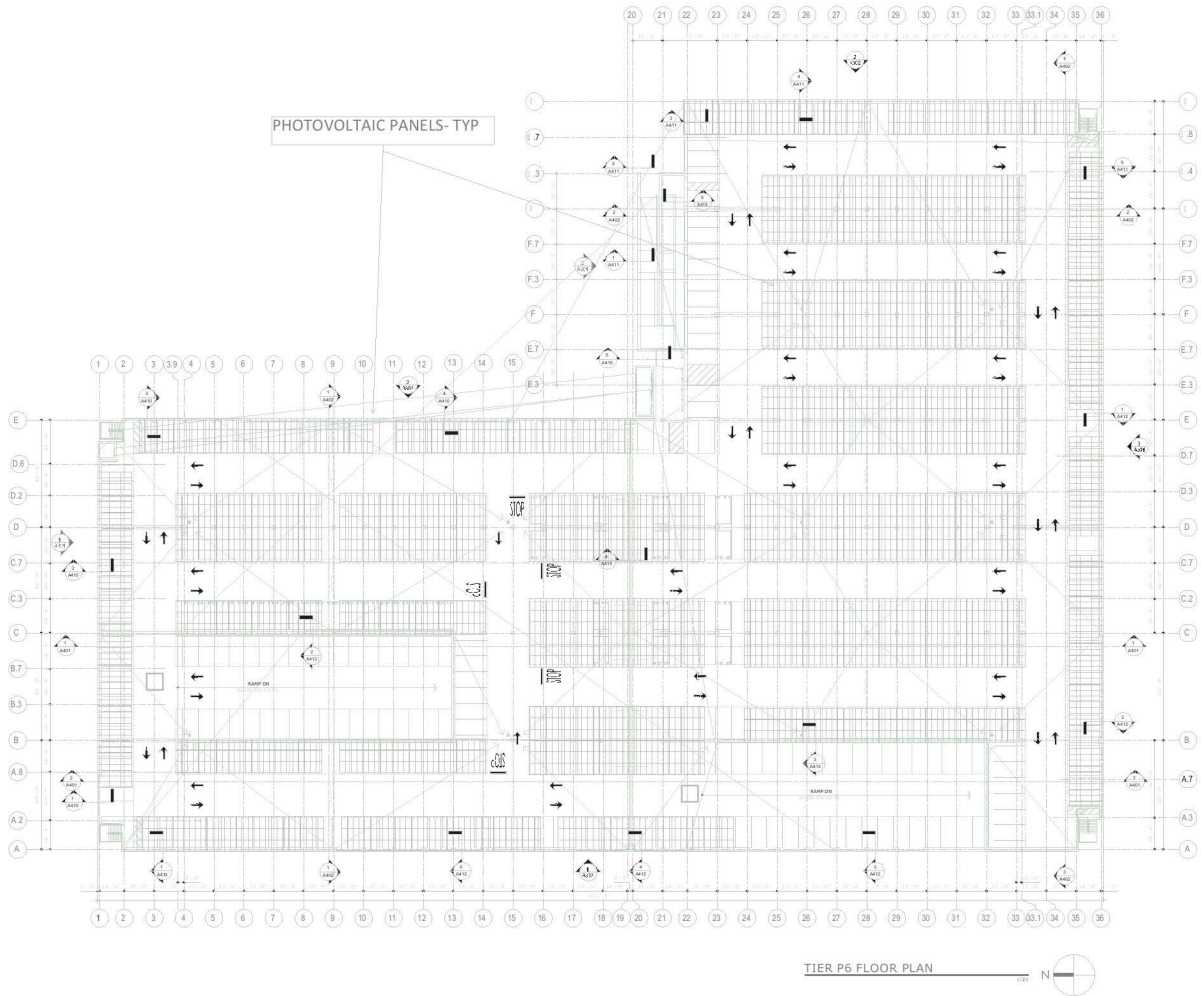


INGLEWOOD BASKETBALL & ENTERTAINMENT CENTER PARKING STRUCTURE
 HILLWOOD, CALIFORNIA

TIER P3 FLOOR PLAN

DATE: 10/1/2024
 USER: [unclear]
 PROJECT: [unclear]
 SHEET NO: [unclear]

A203



PHOTOVOLTAIC PANELS-TYP

TIER P6 FLOOR PLAN



DISCUSSION DRAFT

INGLEWOOD BASKETBALL & ENTERTAINMENT CENTER PARKING STRUCTURE
 RESIDENTIAL GARAGE

TIER PV PANEL FLOOR PLAN

DATE: 05.11.20
 DRAWN BY: [Name]
 CHECKED BY: [Name]
 PROJECT NO: [Number]

A207

INGLEWOOD BASKETBALL AND ENTERTAINMENT CENTER

BASIC SITE PLAN DRAWINGS

EAST PARKING GARAGE

JUNE 04, 2020

