

APPENDIX A

SEC DESIGN GUIDELINES CHECKLIST

Section 1 Site Design and Features					
1.1 Setbacks					
Reference	Required	Encourage	Allowed	SEC Design Guideline	Included
DG-1.1.1				Minimum building setbacks comport with <i>Figure 1.1 Minimum Building Setbacks</i> , as measured from the property line.	
DG-1.1.2				Uses, structures, or facilities allowed in minimum building setback areas: <ul style="list-style-type: none"> • Driveways, alleyways, private streets, or similar vehicle circulation or access areas. • Sidewalks and pedestrian circulation areas and facilities. • Sound walls, privacy walls, security walls, screening, and similar features. • Landscaping. • Signage and graphic displays. • Public art. 	
1.2 Development Intensity					
Reference	Required	Encouraged	Allowed	SEC Design Guideline	Included
DG-1.2.1				Development comports with <i>Table 1.2 SE Overlay Zone Development Limitations</i> .	

Section 1 Site Design and Features					
1.3 Walls and Fences					
Reference	Required	Encourage	Allowed	SEC Design Guideline	Included
DG-1.3.1				Walls or fences provided to buffer and enhance the appearance of development, provide security, privacy, sound reduction, or screening.	
DG-1.3.2				Materials, colors, and appearance of walls or fences consistent with or complementary to the architecture and overall design of adjacent structures. All walls and fences shall be treated with anti-graffiti coating. Chain link fencing is prohibited if located within 20 feet of any public street or public space.	
DG-1.3.3				Walls or fences viewable from the public right-of-way enhanced with vegetation, public art, aesthetic or architectural treatments.	
DG-1.3.4				Height of any wall or fence meets the following, as applicable: <ul style="list-style-type: none"> Walls and fences that provide security for the Event Center Structure not more than 10 feet in height. Walls and fences provided to screen equipment or other facilities 2 feet higher than the equipment or other facility for which the wall provides screening, but shall not exceed 8 feet in height, except as provided in (C). All walls and fences, other than sound walls or sound barriers or walls and fences that provide security for the Event Center Structure, shall not exceed 6 feet in height where located within 20 feet of West Century Boulevard or South Prairie Avenue and shall not exceed 8 feet in height where located more than 20 feet from West Century Boulevard or South Prairie Avenue. The height of sound walls or sound barriers comply with SEC Design Guidelines Section 5.6. 	
DG-1.3.5				Security walls or fences incorporate the following: <ul style="list-style-type: none"> Security walls or fences constructed of sturdy materials, such as concrete masonry units (CMU) or bricks, treated wood or recycled plastic, or similar materials. Metal fences consistent with the design of adjacent buildings or in areas not primarily viewed from public gathering spaces or from West Century Boulevard or South Prairie Avenue. Bollards constructed of sturdy materials including recycled plastic, steel, and concrete as well as stainless steel pipe guards, and should use highly visible colors. Security fences and gates may be comprised of independent free standing metallic 	

		construction that complements the design of adjacent architectural construction.	
DG-13.6		Temporary fencing (including chain link, wood, safety barricade, or other similar temporary fencing structure) for temporary events, special events, crowd management, safety hazard, or construction if removed following the related event or safety hazard; not subject to height limits.	
DG-13.7		No barbed wire or other sharp or protruding objects on fences or walls.	

Section 1 Site Design and Features					
1.4 Grading and Drainage					
Reference	Required	Encourage	Allowed	SEC Design Guideline	Included
DG-1.4.1				Shape of the ground plane and enabling slopes creates interest and variation.	<input type="checkbox"/>
DG-1.4.2				<p>Slopes incorporate the following considerations:</p> <ul style="list-style-type: none"> • Slopes under 1% do not drain well unless they are paved and carefully finished. • Slopes under 4% appear flat and are usable for all kinds of intense activity. • Slopes between 4 and 10% appear as easy grades and are suitable for practically any use. • Slopes over 8% are not suitable for handicapped access. • Slopes over 10% appear steep and require noticeable effort to climb or to descend and are a desirable maximum for service driveways and parking areas. • Slopes over 25% are too steep for lawns and power mowing. • Slopes over 50% cannot be protected from erosion from heavy rains except by terracing. 	<input type="checkbox"/>
DG-1.4.3				Resulting ground surface after grading has positive drainage throughout, without any isolated depressions. Paved areas do not drain across public sidewalks.	<input type="checkbox"/>
DG-1.4.4				Surface water prevented from draining onto neighboring properties.	<input type="checkbox"/>
DG-1.4.5				<p>No driveways or ramps grade greater than 15%, except:</p> <ul style="list-style-type: none"> • Grade up to 25% if any portion having a grade greater than 20% does not exceed 25 feet in length. • Any grade change in a driveway in excess of 15% has a minimum 10 feet transition section which divides the grade change into equal parts. 	<input type="checkbox"/>

Section 2 Design Elements					
2.1 Massing and Scale					
Reference	Required	Encourage	Allowed	SEC Design Guideline	Included
DG-2.1.1		<input checked="" type="checkbox"/>		Physical transitions and/or setbacks from the Event Center structure to adjacent properties and to frontages along West Century Boulevard and South Prairie Avenue.	<input type="checkbox"/>
DG-2.1.2		<input checked="" type="checkbox"/>		Street wall reinforced with well-scaled elements or structures that are sensitive to the neighborhood context.	<input type="checkbox"/>
DG-2.1.3		<input checked="" type="checkbox"/>		Definition to a pedestrian scale environment through active frontages.	<input type="checkbox"/>
DG-2.1.4		<input checked="" type="checkbox"/>		Pedestrian scale elements such as arcades, colonnades, awnings, or structural projections included.	<input type="checkbox"/>
DG-2.1.5		<input checked="" type="checkbox"/>		Break down large floor plates and vary a building' s height through the creation of smaller facades or forms.	<input type="checkbox"/>
DG-2.1.6		<input checked="" type="checkbox"/>		Variety in massing incorporated.	<input type="checkbox"/>
DG-2.1.7		<input checked="" type="checkbox"/>		All building elevations integrated into the overall design.	<input type="checkbox"/>
2.2 Height					
Reference	Required	Encourage	Allowed	SEC Design Guideline	Included
DG-2.2.1	<input checked="" type="checkbox"/>			Structures do not exceed heights shown in <i>Exhibit 2.2 Sports and Entertainment Complex Height</i> .	<input type="checkbox"/>

Section 2 Design Elements					
2.3 Frontage and Orientation					
Reference	Required	Encourage	Allowed	SEC Design Guideline	Included
DG-2.3.1	<input checked="" type="checkbox"/>	<input type="checkbox"/>	<input type="checkbox"/>	Active frontages adjacent to the public right-of-way or gathering spaces included as shown in <i>Exhibit 2.3 Frontages</i> .	<input type="checkbox"/>
DG-2.3.2	<input type="checkbox"/>	<input checked="" type="checkbox"/>	<input type="checkbox"/>	Aesthetic treatments on frontages included as shown in <i>Exhibit 2.3 Frontages</i> .	<input type="checkbox"/>
DG-2.3.3	<input type="checkbox"/>	<input checked="" type="checkbox"/>	<input type="checkbox"/>	Primary public entrances and primary elevations oriented toward West Century Boulevard and/or South Prairie Avenue.	<input type="checkbox"/>
DG-2.3.4	<input type="checkbox"/>	<input type="checkbox"/>	<input checked="" type="checkbox"/>	Secondary or supplemental access to pedestrian areas or structures provided.	<input type="checkbox"/>
DG-2.3.5	<input type="checkbox"/>	<input checked="" type="checkbox"/>	<input type="checkbox"/>	Doors, windows, and other openings of Event Center Supporting Structures designed with a high ratio of glazing to wall area facing pedestrian walkways and plaza spaces.	<input type="checkbox"/>
DG-2.3.6	<input type="checkbox"/>	<input checked="" type="checkbox"/>	<input type="checkbox"/>	Functional loading areas, storage areas, and mechanical equipment accessed from internal site access roads.	<input type="checkbox"/>
DG-2.3.7	<input checked="" type="checkbox"/>	<input type="checkbox"/>	<input type="checkbox"/>	Landscape buffers, screening walls, green screens, or other transition features provided between Sports and Entertainment Complex structures and adjacent residential uses where feasible considering site conditions.	<input type="checkbox"/>
DG-2.3.8	<input type="checkbox"/>	<input checked="" type="checkbox"/>	<input type="checkbox"/>	Transition features provided between Sports and Entertainment Complex structures and non-residential adjacent uses where feasible considering site conditions.	<input type="checkbox"/>
2.4 Roofline and Profile					
Reference	Required	Encourage	Allowed	SEC Design Guideline	Included
DG-2.4.1	<input type="checkbox"/>	<input checked="" type="checkbox"/>	<input type="checkbox"/>	Roofs and upper level floors visible from West Century Boulevard establish a coherent skyline.	<input type="checkbox"/>
DG-2.4.2	<input type="checkbox"/>	<input checked="" type="checkbox"/>	<input type="checkbox"/>	Roofline and profile design reflect of the overall design aesthetic.	<input type="checkbox"/>
DG-2.4.3	<input type="checkbox"/>	<input checked="" type="checkbox"/>	<input type="checkbox"/>	Roofline elements including parapet walls developed along all elevations viewed from a publicly accessible pedestrian sidewalk or walkway.	<input type="checkbox"/>
DG-2.4.4	<input type="checkbox"/>	<input type="checkbox"/>	<input checked="" type="checkbox"/>	Roof elements composed of solid as well as other forms such as creative structural frames, trellises and pergolas or other features compatible with other building design elements.	<input type="checkbox"/>

Section 2 Design Elements					
2.5 Materials and Colors					
Reference	Required	Encourage	Allowed	SEC Design Guideline	Included
DG-2.5.1				The material palette for buildings provide variety and reinforce massing and changes in the horizontal or vertical plane.	<input type="checkbox"/>
DG-2.5.2				The color palette for buildings reinforces project site identity and complements changes in the horizontal or vertical plane.	<input type="checkbox"/>
DG-2.5.3				Exterior materials, textures and colors coordinated to express an intentional architectural theme.	<input type="checkbox"/>
DG-2.5.4				All exterior materials and colors are durable and will not readily deteriorate or fade from exposure to the elements.	<input type="checkbox"/>
DG-2.5.5				No low-quality materials such as stucco, plaster, and exterior insulation and finish systems (EIFS) at the ground-floor along any public streets, alleys, or public amenity spaces.	<input type="checkbox"/>
DG-2.5.6				Colors and materials utilized for paving and exterior building surfaces do not produce excessive reflected glare from the sun (e.g., mirrored glass or surfaces).	<input type="checkbox"/>
2.6 Equipment and Screening					
Reference	Required	Encourage	Allowed	SEC Design Guideline	Included
DG-2.6.1				Screening accomplished through walls, landscaping, or a combination of walls and landscaping, using materials that relate to the overall design or elements of the Sports and Entertainment Complex.	<input type="checkbox"/>
DG-2.6.2				Utilities and service areas and equipment, mechanical equipment, ducting, meters or other appurtenances and storage areas at the ground level screened from public right-of-way views and adjacent uses where feasible considering site conditions.	<input type="checkbox"/>
DG-2.6.3				Screening or higher parapet walls used to integrate mechanical equipment, ducting, meters, or other appurtenances above the ground level.	<input type="checkbox"/>
DG-2.6.4				<p>Areas used for storage, sorting, or loading of refuse and recyclable materials and related equipment enclosed and screened, and meet the following:</p> <ul style="list-style-type: none"> The height of refuse and recycling enclosures shall be no less than five feet and sufficient to conceal the contents of the enclosure, including containers, with gates equal to the enclosure height. 	<input type="checkbox"/>

		<ul style="list-style-type: none"> Enclosures shall be constructed of masonry, decorative block, or similar materials of a texture and color that blends with the overall design or adjacent building. Enclosures shall be constructed with an impermeable floor sloped to drain and designed so that it can be washed out and kept in a sanitary condition. The recycling and refuse enclosure or loading area shall be located in an area accessible to a collection vehicle. 	
DG-2.6.5		Chain link fencing for anti-scaling and withstanding wind where appropriate, but avoided where visible from public spaces or within ten feet of the public right-of-way along West Century Boulevard or South Prairie Avenue.	

Section 2 Design Elements					
2.7 Pedestrian Bridges					
Reference	Required	Encourage	Allowed	SEC Design Guideline	Included
DG-2.7.1				Pedestrian bridges over public right-of-way provided.	
DG-2.7.2				Any pedestrian bridge provides a minimum vertical clearance of 17 feet above the vehicular right of way from the lowest point of the bridge or meet the requirements identified by Section 309.2(2) of the Caltrans Highway Design Manual.	
DG-2.7.3				Any pedestrian bridges provides a minimum of 20 feet in width to accommodate the pedestrian flows and provide an ADA-compliant walkway.	
DG-2.7.4				Protective screening in the form of fence-type railings installed on any pedestrian bridge.	
DG-2.7.5				Pedestrian bridges architecturally integrated with the design of the structures or elements at bridge termination points and provide visual connections to adjacent buildings and interesting visual terminations.	
DG-2.7.6				Lighting provided at the pedestrian level for safety and security and exterior lighting provided under and adjacent to the pedestrian bridge for safety and visibility by all transportation modes	
DG-2.7.7				Pedestrian bridges incorporate streetscape enhancements where they meet public right-of-way.	

Section 3 Landscape Elements					
3.1 Landscape Design					
Reference	Required	Encourage	Allowed	SEC Design Guideline	Included
DG-3.1.1	<input checked="" type="checkbox"/>	<input type="checkbox"/>	<input type="checkbox"/>	All areas not covered by buildings or structures, enclosed for storage, or circulation elements incorporated into landscape design as Primary Landscape Areas or Secondary Landscape Areas (<i>Figure 3.1 Landscape Design Areas</i>).	<input type="checkbox"/>
DG-3.1.2	<input type="checkbox"/>	<input checked="" type="checkbox"/>	<input type="checkbox"/>	Landscape design incorporates landscaped areas and plant materials, open space, and hardscape with exterior lighting, signage and graphics, walls and fences, and pedestrian pathways in a manner that complements adjacent buildings and the overall design.	<input type="checkbox"/>
DG-3.1.3	<input type="checkbox"/>	<input checked="" type="checkbox"/>	<input type="checkbox"/>	Landscape design uses a combination of treatments, features and elements, such as raised landforms, hardscaping, trees, shrubs, planters, and groundcover to enhance the appearance and pedestrian experience of the site.	<input type="checkbox"/>
3.2 Primary Landscape Areas					
Reference	Required	Encourage	Allowed	SEC Design Guideline	Included
DG-3.2.1	<input type="checkbox"/>	<input checked="" type="checkbox"/>	<input type="checkbox"/>	Primary Landscape Areas (<i>Figure 3.1 Landscape Design Areas</i>) composed of a mix of open space, landscaping, and hardscape elements that integrate with and compliment the architecture of structures and creates a sense of place that supports the overall design.	<input type="checkbox"/>
DG-3.2.2	<input type="checkbox"/>	<input checked="" type="checkbox"/>	<input type="checkbox"/>	Primary Landscape Areas incorporate open space areas for pedestrian circulation, seating, eating and dining, and public gathering, recreation, and entertainment.	<input type="checkbox"/>
DG-3.2.3	<input type="checkbox"/>	<input checked="" type="checkbox"/>	<input type="checkbox"/>	Central pedestrian plaza is the primary open space feature.	<input type="checkbox"/>
3.3 Plaza Design					
Reference	Required	Encourage	Allowed	SEC Design Guideline	Included
DG-3.3.1	<input type="checkbox"/>	<input checked="" type="checkbox"/>	<input type="checkbox"/>	Plaza design includes areas designed for public gathering, outdoor dining, recreation, and entertainment.	<input type="checkbox"/>
DG-3.3.2	<input type="checkbox"/>	<input type="checkbox"/>	<input checked="" type="checkbox"/>	Plaza includes seating, activity space, outdoor stage, amplified sound, public art and sculptural elements, interactive features, trellises and shade structures, and other architectural elements.	<input type="checkbox"/>
DG-3.3.3	<input type="checkbox"/>	<input checked="" type="checkbox"/>	<input type="checkbox"/>	Plaza design creates strong connection between building forms, public streets and	<input type="checkbox"/>

MB Draft 6/8/2020 Discussion Draft

		pedestrian pathways. Plaza entrances from the public street convey a welcoming and not fortress-like presence.	
DG-3.3.4		Plaza design establishes comfortable pedestrian zones highlighted by plazas and connections to the street, pedestrian bridges, and adjacent activity centers.	
DG-3.3.5		Plaza design provides ample space to allow for free movement of pedestrians to and from the main pedestrian entrances of the Sports and Entertainment Complex site to the Event Center.	

Section 3 Landscape Elements					
3.4 Secondary Landscape Areas					
Reference	Required	Encourage	Allowed	SEC Design Guideline	Included
DG-3.4.1				Secondary Landscape Areas (<i>Figure 3.1 Landscape Design Areas</i>) landscaping or hardscaping consistent with the overall landscape design.	<input type="checkbox"/>
DG-3.4.2				Secondary Landscape Areas support the program of adjacent structures or areas.	<input type="checkbox"/>
DG-3.4.3				Landscape buffers between parking, loading, and public spaces in Secondary Landscape Areas.	<input type="checkbox"/>
DG-3.4.4				Secondary Landscape Areas surrounding parking facilities planted with trees at a quantity equivalent to one for each thirty lineal feet of street frontage as well as suitable shrubs, groundcover, and berms.	<input type="checkbox"/>
3.5 Plant Materials and Irrigation					
Reference	Required	Encourage	Allowed	SEC Design Guideline	Included
DG-3.5.1				<p>Species in planted landscaped areas incorporate the following considerations:</p> <ul style="list-style-type: none"> Plant species reflect preference for native, drought tolerant or drought resistant plants. Plant material installed in healthy, vigorous condition typical to the species. Plant material selection informed by soil, water, and sun conditions and other factors. 	<input type="checkbox"/>
DG-3.5.2				<p>Landscape design incorporates the following size and spacing considerations:</p> <ul style="list-style-type: none"> Trees proportional to the landscaped area (may be planted in groups). Tree plantings should be 24-inch box minimum size. Tree wells 4 feet by 4 feet (unless conditions require alternative dimensions). Shrubs planted to serve as a hedge or screen minimum 5-gallon size, planted with 2 to 4 feet spacing (depending on plant species). Shrubs planted to serve as groundcover minimum one-gallon and planted at 18 to 24 inches on center. Other plants serving as groundcover spaced at a maximum of 6 to 8 inches on center (depending on plant species). Trees planted at a quantity approximate to one tree for each 200 square feet of landscaped area. 	<input type="checkbox"/>

MB Draft 6/8/2020 Discussion Draft

DG-3.5.3	<input checked="" type="checkbox"/>	<input type="checkbox"/>	<input type="checkbox"/>	Street trees not planted in areas where trees would interfere with anticipated pedestrian flows.	<input type="checkbox"/>
DG-3.5.4	<input checked="" type="checkbox"/>	<input type="checkbox"/>	<input type="checkbox"/>	Irrigation systems for all planted areas equipped with automatic controls and meet CalGreen California Model Water Efficiency guidelines.	<input type="checkbox"/>
DG-3.5.5	<input checked="" type="checkbox"/>	<input type="checkbox"/>	<input type="checkbox"/>	Landscaping maintained in a neat and healthy condition, including proper trimming or mowing, weeding, removal of litter, fertilizing, regular watering and replacement of diseased or dead plants.	<input type="checkbox"/>

Section 4 Signage and Graphics					
4.2 Building Identification Signs					
Reference	Required	Encourage	Allowed	SEC Design Guideline	Included
DG-4.2.1	<input type="checkbox"/>	<input type="checkbox"/>	<input checked="" type="checkbox"/>	Building identification signs consistent with <i>Table 4.2 Building Identification Signs and Entertainment Signs</i> and <i>Figure 4.1 Sports and Entertainment Complex Sign Zones</i> .	<input type="checkbox"/>
DG-4.2.2	<input type="checkbox"/>	<input type="checkbox"/>	<input checked="" type="checkbox"/>	Building identification façade sign breaks the plane of the roof of the building on which it appears.	<input type="checkbox"/>
DG-4.2.3	<input checked="" type="checkbox"/>	<input type="checkbox"/>	<input type="checkbox"/>	Text of any slogan that appears on or is part of a building identification sign is smaller in scale than other textual elements of the sign such that the slogan is not the primary focus of the sign.	<input type="checkbox"/>
DG-4.2.4	<input checked="" type="checkbox"/>	<input type="checkbox"/>	<input type="checkbox"/>	Building identification signs conform to all relevant provisions of SEC Design Guidelines.	<input type="checkbox"/>
4.3 Business Identification Signs					
Reference	Required	Encourage	Allowed	SEC Design Guideline	Included
DG-4.3.1	<input type="checkbox"/>	<input type="checkbox"/>	<input checked="" type="checkbox"/>	Business identification signs consistent with <i>Table 4.3 Business Identification Signs and Entertainment Signs</i> and <i>Figure 4.1 Sports and Entertainment Complex Sign Zones</i> .	<input type="checkbox"/>
DG-4.3.2	<input checked="" type="checkbox"/>	<input type="checkbox"/>	<input type="checkbox"/>	Business identification signs conform to all relevant provisions of SEC Design Guidelines.	<input type="checkbox"/>
4.4 Informational Signs					

MB Draft 6/8/2020 Discussion Draft

Reference	Required	Encourage	Allowed	SEC Design Guideline	Included
DG-4.4.1				Informational signs consistent with <i>Table 4.4 Informational Signs</i> and <i>Figure 4.1 Sports and Entertainment Complex Sign Zones</i> .	
DG-4.4.2				Informational signs used to aid and guide the flow of vehicular and pedestrian traffic through the site and provide information to visitors, employees, and the public about the Sports and Entertainment Complex operations, amenities, safety measures, and similar information.	
DG-4.4.3				Informational signs conform to all relevant provisions of SEC Design Guidelines.	

4.5 Message and Entertainment Signs

Reference	Required	Encourage	Allowed	SEC Design Guideline	Included
DG-4.5.1				Message signs and Entertainment signs consistent with <i>Table 4.5 Message and Entertainment Signs</i> and <i>Figure 4.1 Sports and Entertainment Complex Sign Zones</i> .	
DG-4.5.2				Message signs and entertainment signs conform to all relevant provisions of SEC Design Guidelines.	

Section 4 Signage and Graphics

4.6 Orientation

Reference	Required	Encourage	Allowed	SEC Design Guideline	Included
DG-4.6.1				Business Identification Signs and Informational Signs oriented to be primarily viewed by the intended audience.	
DG-4.6.2				All exterior Digital Display Signs shall include louvers integrally cast into sign faces to improve visibility and direct the display to the intended audience and reduce visibility of the sign face and direct light away from overhead flight paths.	
DG-4.6.3				Externally-oriented signs consistent with orientation illustrated in <i>Figure 4.6 External Orientation</i> .	

4.7 Projection

Reference	Required	Encourage	Allowed	SEC Design Guideline	Included
DG-4.7.1				Façade signs project 3 feet or less into public right-of-way; projections into public right-of-way approved by Public Works.	
DG-4.7.2				Any façade sign projecting into public right-of-way maintains minimum of 10 feet of vertical clearance from the bottom of the projecting sign to finished grade below.	
4.8 Illumination and Brightness					
Reference	Required	Encourage	Allowed	SEC Design Guideline	Included
DG-4.8.1				Sign illuminated by internal or external means.	
DG-4.8.2				All Signs conform to approved Lighting Design Plan, as defined and required by Mitigation Measure 3.1- 2(b) of the IBEC MMRP.	
DG-4.8.3				<p>All Digital Display Signs and Interactive Display Signs:</p> <ul style="list-style-type: none"> • Controllable by the combination of a photocell that measures available daylight and remote adjustment capabilities that control the luminance levels of the Sign • Utilize automatic dimming technology • Include a default mechanism that causes the Sign to revert immediately to a black screen if the Sign malfunctions in a way that causes the display to wholly or partly flash. 	
DG-4.8.4				Digital Display Signs and Interactive Display Signs comply with maximum daytime and nighttime luminance levels in Table 4.8 Digital Luminance Levels.	
DG-4.8.5				Digital Display Signs transition smoothly at a consistent rate of speed from permitted Daytime to Nighttime Luminance Level, beginning no less than 20 minutes prior to sunset and concluding the transition to nighttime intensity level no less than 20 minutes after sunset.	
DG-4.8.6				Digital Display Signs transition smoothly at a consistent rate of speed from permitted Nighttime to Daytime Luminance Level, beginning no less than 20 minutes prior to sunrise and concluding the transition to daytime intensity level no less than 20 minutes after sunrise.	

Section 4	Signage and Graphics
4.9	Presentation

MB Draft 6/8/2020 Discussion Draft

Reference	Required	Encouraged	Allowed	SEC Design Guideline	Included
DG-4.9.1				<p>Images displayed on any External Primary-oriented Digital Display Message Sign presented continuously for at least eight seconds following the completion of its transition from the previous message and including the transition time to the next message.</p> <ul style="list-style-type: none"> When an image is changed electronically, the transition between presentation of the previous image and presentation of the next image accomplished in one-half second or less. The transition period measured as that period between the time that the previous image is fully presented and the next image is fully presented. 	
DG-4.9.2				Internal-oriented Digital Display or Interactive Display Entertainment Signs not subject to a limitation on time between transition, display time, or motion.	
4.10 Materials					
Reference	Required	Encourage	Allowed	SEC Design Guideline	Included
DG-4.10.1				Permanent signs constructed of materials that are durable and not likely to fade, corrode, or otherwise deteriorate.	
DG-4.10.1				Signs do not use highly reflective materials such as mirrored glass.	
4.11 Exempt Signs					
Reference	Required	Encourage	Allowed	SEC Design Guideline	Included
DG-4.11.1				<p>Signs and/or sign structures are exempt from the permit requirement of IMC Section 12-72:</p> <ul style="list-style-type: none"> Interior Signs Portable Signs Temporary Signs String Pennants Public and Community Notices and Signs Building Banner Graphics Changeable Copy Signs 	

Section 5 Lighting and Acoustics					
5.1 Exterior Lighted Areas					
Reference	Required	Encourage	Allowed	SEC Design Guideline	Included
DG-5.1.1				Exterior lighting integrated into the design of structures or relate to the overall design of the Sports and Entertainment Complex to encourage pedestrian activity and support a modern sports and entertainment environment.	<input type="checkbox"/>
DG-5.1.2				Pedestrian entrances, walkways, and activity areas, vehicle entrances and driveways, parking areas, and service areas well-lit to provide security and safety.	<input type="checkbox"/>
DG-5.1.3				Prominent exterior lighting features not required for security and safety lighting equipped to control the intensity of lighting and allow for dimming or color variation.	<input type="checkbox"/>
5.2 Architectural Lighting					
Reference	Required	Encourage	Allowed	SEC Design Guideline	Included
DG-5.2.1				Architectural lighting accentuate major architectural features and relate to pedestrian scale.	<input type="checkbox"/>
DG-5.2.2				<p>Sports and Entertainment Complex structures incorporate large-scale architectural lighting, which may include the following:</p> <ul style="list-style-type: none"> • Large-scale architectural lighting elements placed on a building façade to highlight or accentuate elements of the architecture of the structure • Integrated-large scale lighting that is attached directly to and made integral with architectural elements on the facade of a building 	<input type="checkbox"/>
DG-5.2.3				Large-scale architectural lighting not considered signage under SEC Design Guidelines.	<input type="checkbox"/>

Section 5 Lighting and Acoustics					
5.3 Exterior Luminaries and Fixtures					
Reference	Required	Encourage	Allowed	SEC Design Guideline	Included
DG-5.3.1				Luminaries and lighting fixtures coordinated on the basis of function and appearance, architecturally compatible with the structures overall design of the Sports and Entertainment Complex.	<input type="checkbox"/>
DG-5.3.2				LED fixtures or other similarly energy-efficient lighting technology for exterior lighting fixtures.	<input type="checkbox"/>
DG-5.3.3				Outdoor security and architectural lighting includes low-level exterior lights mounted to the building and along pathways for security and wayfinding purposes.	<input type="checkbox"/>
DG-5.3.4				No permanent fixtures with exposed bulbs for exterior lighting.	<input type="checkbox"/>
DG-5.3.5				No searchlights, spotlights, or other similar fixtures directed to the open sky or areas outside the Sports and Entertainment Complex site.	<input type="checkbox"/>
DG-5.3.6				Electrical service for all lighting placed underground or within structures unless physically infeasible.	<input type="checkbox"/>
5.4 Direction and Shielding					
Reference	Required	Encourage	Allowed	SEC Design Guideline	Included
DG-5.4.1				Exterior lighting installed, directed and shielded to direct the majority of artificial light to buildings, objects, or target areas within the boundaries of the Sports and Entertainment Complex and minimize light spill to adjacent properties.	<input type="checkbox"/>
DG-5.4.2				Security and safety lighting recessed, hooded, and located to illuminate only the intended area.	<input type="checkbox"/>
DG-5.4.3				Exterior lighting placement and direction designed to work with structural and/or vegetative screening to prevent light spill to adjacent properties.	<input type="checkbox"/>
DG-5.4.4				Lighting for parking facilities designed to direct the majority of light into the parking facility and minimize light spill to adjacent properties.	<input type="checkbox"/>
5.5 Lighting Design Plan					
Reference	Required	Encourage	Allowed	SEC Design Guideline	Included
DG-5.5.1				Sports and Entertainment Complex exterior lighting conforms to approved Lighting	<input type="checkbox"/>

		Design Plan, as defined and required by Mitigation Measure 3.1-2(b) of the IBEC MMRP.	
DG-5.5.2		Sports and Entertainment Complex includes any lighting or marking requirements required by Mitigation Measure 3.8-5 of the IBEC MMRP.	

Section 5 Lighting and Acoustics					
5.6 Acoustic Facilities					
Reference	Required	Encourage	Allowed	SEC Design Guideline	Included
DG-5.6.1				Sound walls or barriers located in the areas shown in <i>Figure 1.3 Walls and Fences</i> or located in areas that serve a similar purpose and function.	<input type="checkbox"/>
DG-5.6.2				<p>Sound walls or barriers meet the following standards:</p> <ul style="list-style-type: none"> • Solid with no gaps or cracks that might otherwise be considered acoustical "leaks." • Sufficient mass so as to provide a Sound Transmission Class (STC) rating of at least 27. • Noise Reduction Coefficient (NRC) on the receiver-side face shall be NRC 0.85 or greater. • Publicly visible faces feature vegetation or other aesthetic treatments, as long as such treatments do not inhibit the required acoustical performance. • Sound walls or barriers do not exceed 15 feet or the height necessary to meet the performance standards established by Mitigation Measure 3.11-2(a) of the IBEC MMRP, whichever is higher. 	<input type="checkbox"/>
DG-5.6.3				Outdoor sound amplification system, equipment, and related structures designed to limit noise levels near noise-sensitive receptors through design considerations such as placement, distribution, directivity, orientation, number of speakers and/or volume controls.	<input type="checkbox"/>
DG-5.6.4				Sound-absorbing materials included on the exterior of buildings surrounding gathering spaces where feasible and effective to reduce noise levels to sensitive receptors.	<input type="checkbox"/>
DG-5.6.5				Sound-absorbing materials incorporated into the design of parking facilities where feasible and effective to reduce noise levels to sensitive receptors.	<input type="checkbox"/>
DG-5.6.6				Rooftop outdoor restaurant or dining area includes an enclosure such as glass to serve as a noise barrier.	<input type="checkbox"/>
DG-5.6.7				Noise generating mechanical equipment located the furthest feasible distance away from noise-sensitive receptors considering site conditions and function.	<input type="checkbox"/>
DG-5.6.8				Noise generating mechanical equipment designed and installed to limit noise to noise-sensitive receptors with acoustical enclosures, silencers, barriers, relocation, or other noise-reducing approaches.	<input type="checkbox"/>
DG-5.6.9				The Sports and Entertainment Complex conforms to an approved Operational Noise	<input type="checkbox"/>

		Reduction Plan, as defined and required by Mitigation Measure 3.11-2(a) of the IBEC MMRP.	
--	--	---	--

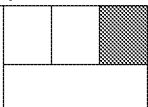
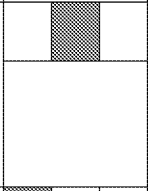
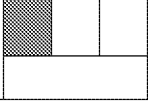
Section 6 Circulation					
6.1 Vehicular Circulation					
Reference	Required	Encourage	Allowed	SEC Design Guideline	Included
DG-6.1.1				Vehicular access to parking facilities provided from West Century Boulevard, South Prairie Avenue and/or West 102nd Street.	<input type="checkbox"/>
DG-6.1.2				Vehicular access points to the Sports and Entertainment Complex designed to be clearly visible and accommodate event-related traffic management and security measures.	<input type="checkbox"/>
DG-6.1.3				Pick-up and drop-off area for shuttles provided on South Prairie Avenue.	<input type="checkbox"/>
DG-6.1.4				Parking and vehicle circulation facilities designed to provide access to and manage the circulation of vehicles.	<input type="checkbox"/>
DG-6.1.5				Truck access to loading areas within the Sports and Entertainment Complex provided from West Century Boulevard and/or West 102nd Street.	<input type="checkbox"/>
DG-6.1.6				Emergency vehicle access and onsite wayfinding signage to the Sports and Entertainment Complex from provided as required and approved by the Los Angeles County Fire Department.	<input type="checkbox"/>
6.2 Pedestrian Circulation					
Reference	Required	Encourage	Allowed	SEC Design Guideline	Included
DG-6.2.1				Pedestrian circulation network and facilities facilitate walkability and connection to publicly-accessible areas throughout the Sports and Entertainment Complex and adjacent development.	<input type="checkbox"/>
DG-6.2.2				Pedestrian pathways designed to accommodate pedestrian traffic and access patterns and security features and operations during all event conditions, including paving or other forms of visible pathway delineation to create clear paths of travel.	<input type="checkbox"/>
DG-6.2.3				Sports and Entertainment Complex includes well-marked, clearly-visible entrances; publicly-accessible entrances include architectural or graphic treatments compatible with the overall design.	<input type="checkbox"/>
DG-6.2.4				Pedestrian routes direct pedestrians to the main circulation areas within the Sports and Entertainment Complex and the Arena.	<input type="checkbox"/>
DG-6.2.5				All publicly-accessible pedestrian routes, gathering spaces, and buildings with requirements of the Americans with Disabilities Act (ADA).	<input type="checkbox"/>

Section 6 Circulation					
6.3 Pedestrian Features					
Reference	Required	Encourage	Allowed	SEC Design Guideline	Included
DG-6.3.1				Overall site design includes pedestrian scale elements and incorporate pedestrian-scale lighting, signage and wayfinding features to promote an attractive and lively environment for walking.	
DG-6.3.2				Pedestrian features such as stairs, walkways, pedestrian bridges, sidewalks, and seating areas sensitive to the human scale and integrated into the overall site design and architecture.	
DG-6.3.3				Pedestrian circulation areas supplemented with elements that create ground-level interest.	
DG-6.3.4				Landscape design incorporates pedestrian amenities.	
6.4 Pedestrian Grades and Ramps					
Reference	Required	Encourage	Allowed	SEC Design Guideline	Included
DG-6.4.1				Ramps in pedestrian walkways have a maximum slope of 1:12, minimum clear width of 36 inches, and landing lengths of 60 inches.	
DG-6.4.2				Ramps in pedestrian walkways contain a detectable warning device (e.g., raised dome surface and contrasting color).	
DG-6.4.3				Curb ramps installed wherever a sidewalk crosses a curb.	

Section 7 Parking					
7.1 Parking and Transportation Facilities					
Reference	Required	Encourage	Allowed	SEC Design Guideline	Included
DG-7.1.1				Required automobile provided within any parking facility within the Sports and Entertainment Complex.	<input type="checkbox"/>
DG-7.1.2				Parking provided for coach buses and microtransit, mini-bus, or paratransit vehicles.	<input type="checkbox"/>
DG-7.1.3				Areas provided to accommodate taxis, TNC vehicles, or vehicles providing similar ridesharing or ridehailing services, including a pick-up and drop-off area for passengers and a queuing area for such vehicles.	<input type="checkbox"/>
DG-7.1.4				Additional parking in excess of the required parking spaces provided for specialized vehicles such as media broadcast trucks or other vehicles.	<input type="checkbox"/>
DG-7.1.5				Valet parking provided.	<input type="checkbox"/>
7.2 TNC Facilities					
Reference	Required	Encourage	Allowed	SEC Design Guideline	Included
DG-7.2.1				Passenger pick-up and drop-off areas or facilities providing passenger access to TNC, taxi, or similar vehicles designed to provide safe pedestrian access between such vehicles and pedestrian circulation areas.	<input type="checkbox"/>
DG-7.2.2				Transportation facilities include a vehicle queuing area to allow TNC, taxi, or similar vehicles to access passenger pick-up and drop-off areas or facilities.	<input type="checkbox"/>
DG-7.2.3				Any lane for queuing for taxi, TNC, or similar vehicles minimum width of 8 feet.	<input type="checkbox"/>
DG-7.2.4				Pavement and drainage for surface lot TNC facilities complies with IMC § 12-55.2.	<input type="checkbox"/>

Section 7 Parking					
7.3 Transportation Demand Management					
Reference	Required	Encourage	Allowed	SEC Design Guideline	Included
DG-7.3.1				Preferential parking for employee carpool or vanpool vehicles provided within parking facilities in locations that provide convenient access for employees and designated through clearly visible signage or space markings.	
DG-7.3.2				Information about alternative modes of transportation such as public transit, ridesharing, bicycling, and pedestrian modes and related available programs and facilities provided via information kiosk, bulletin board located, or similar feature.	
DG-7.3.3				Bicycle parking spaces and facilities provided: <ul style="list-style-type: none"> • Minimum of 60 bicycle parking spaces available for use by employees; • Minimum of 23 bicycle parking spaces available for use by patrons; • Shower and locker facilities available to employees; • Bicycle repair station accessible to employees and patrons. 	
DG-7.3.4				Bicycle parking and facilities provided in areas within the Sports and Entertainment Complex that provides safe and convenient access to employees and patrons visitors, considering site conditions	
7.4 Vehicular Access to Parking and Transportation Facilities					
Reference	Required	Encourage	Allowed	SEC Design Guideline	Included
DG-7.4.1				Driveways providing vehicular access to a parking or transportation facility provide dedicated ingress lanes or egress lanes, two-way lanes, or reversible ingress/egress lanes.	
DG-7.4.2				Width of any dedicated ingress lane or egress lane, or reversible ingress/egress lane providing access to a parking or transportation facility not less than 10 feet.	
DG-7.4.3				Width of any two-way lane providing access to a parking or transportation facility not less than 20 feet.	
DG-7.4.4				Driveway that provides ingress or egress to a parking or transportation facility closed or obstructed to prevent ingress or egress when such access is not required to provide parking for a use or event within the Sports and Entertainment Complex or as necessary to implement a transportation management plan or strategies, so long as access to the parking or transportation facility is adequately maintained to meet the parking requirements of uses in operation.	

MB Draft 6/8/2020 Discussion Draft

DG-7.4.5		Gate, raisable arm, or other device or technology to control or regulate vehicular ingress or egress to a parking or transportation facility.	<input type="checkbox"/>
DG-7.4.6		Location and function of any device or technology used to control or regulate vehicular access to a parking or transportation facility designed to reduce the need for queuing on public streets to enter the facility, as feasible considering site conditions, event conditions, and vehicular circulation.	<input type="checkbox"/>
DG-7.4.7		Driveway providing ingress or egress to any parking or transportation facility paved to standards not less than required per IMC Section 12-55.2.	<input type="checkbox"/>

Section 7 Parking					
7.5 Parking Facility Design					
Reference	Required	Encourage	Allowed	SEC Design Guideline	Included
DG-7.5.1				Traffic circulation within any facility or portion of a facility providing required automobile parking complies with IMC Section 12-55.	
DG-7.5.				Access and turning radius for any facility or portion of a facility providing required automobile parking complies with IM Section 12-54.	
DG-7.5.				Driveway slopes and ramps for any facility or portion of a facility providing required automobile parking complies with IMC Section 12-54.1.	
DG-7.5.				Parking space striping for any facility or portion of a facility providing required automobile parking complies with IMC Section 12-55.1.	
DG-7.5.				Parking lot pavement and drainage for any facility or portion of a facility providing required automobile parking within a surface lot complies with IMC Section 12-55.2.	
DG-7.5.6				Parking slope of any facility or portion of a facility providing required automobile parking complies with IMC Section 12-55.3.	
DG-7.5.				Continuous raised concrete curbs provided three feet from the end of a parking space as necessary to ensure that any parked vehicle will not touch any wall, building, or other object.	
DG-7.5.				Wheel stops provided where necessary to protect landscaping, parking equipment, or other infrastructure and should be located to avoid tripping hazards.	
DG-7.5.				Visual impact of parking or transportation facilities reduced by providing landscape buffer areas, screening, or natural topography or planned grading.	
7.6 Parking Space Dimensions					
Reference	Required	Encourage	Allowed	SEC Design Guideline	Included
DG-7.6.1				Required automobile parking spaces comply with <i>Table 7.6 Parking Space Dimensions</i> .	
DG-7.6.2				Parking spaces provided for coach buses, microtransit, mini-bus, or paratransit vehicles comply with <i>Table 7.6 Parking Space Dimensions</i> .	
DG-7.6.3				Compact parking spaces provided consistent with IMC Section 12-49(A).	

DG-7.6.4			Tandem parking not utilized to satisfy the required number of parking spaces.	

Section 7 Parking					
7.7 Accessible Parking					
Reference	Required	Encourage	Allowed	SEC Design Guideline	Included
DG-7.7.1				Accessible parking provided per the requirements IMC Section 12-57 and any applicable State of California requirements.	
DG-7.7.2				Required accessible parking spaces provided in any parking facility within the Sports and Entertainment Complex.	

Section 8 Loading					
8.1 Loading Space Location					
Reference	Required	Encourage	Allowed	SEC Design Guideline	Included
DG-8.1.1				Required loading spaces accommodated entirely within the Sports and Entertainment Complex site.	
DG-8.1.2				Required loading spaces provided in subterranean structure in an area that can be readily driven upon or provides reasonable access to the loading spaces.	
DG-8.1.3				Required loading spaces do not encroach into any public right-of-way or otherwise obstruct any on-site drive aisle or parking space.	
8.2 Loading Space Design					
Reference	Required	Encourage	Allowed	SEC Design Guideline	Included
DG-8.2.1				Loading spaces required for Event Center Structure minimum width of 10 feet and minimum length of 30 feet.	
DG-8.2.2				Loading spaces required for Event Center Supporting Structures minimum width of 10 feet and minimum length of 20 feet.	
DG-8.2.3				Any required loading space minimum height clearance of 14 feet.	
DG-8.2.4				Surface of any required loading space shall be paved with asphalt or concrete and complies with IMC Section 12-55.2.	
DG-8.2.5				Any subterranean loading facility accommodates maneuvering delivery vehicles such as trucks or tractor-trailers into and out of loading positions at the docks, stalls and driveways.	
8.3 Access and Screening					
Reference	Required	Encourage	Allowed	SEC Design Guideline	Included
DG-8.3.1				Access to required loading spaces provided from interior site access roads or driveways accessed from West Century Boulevard or West 102nd Street.	
DG-8.3.2				Required loading spaces visibly separated from public entrances and parking areas and shall be screened with a combination of walls and landscaping to minimize views of the loading area from public views and adjacent residential uses.	
DG-8.3.3				Loading areas in excess of the required loading spaces provided in loading zones along	

		South Prairie Avenue as approved or designated by Department of Public Works.	
--	--	---	--

Section 9 Sustainability and Environmental Sensitivity					
9.1 Green Buildings					
Reference	Required	Encourage	Allowed	SEC Design Guideline	Included
DG-9.1.1				The Event Center Structure and the Event Center Supporting Structures designed to meet the requirements for LEED Gold certification for new construction.	
DG-9.1.2				Project design features enable the Arena to exceed the building energy efficiency standards set forth in Part 6 of Title 24 of the California Code of Regulations.	
9.2 Solar Energy Generation					
Reference	Required	Encourage	Allowed	SEC Design Guideline	Included
DG-9.2.1				Electrical supply strategy that incorporates a solar energy generation system and battery energy storage.	
DG-9.2.2				Solar photovoltaic panels incorporated into the design of any structure.	
9.3 Recycling					
Reference	Required	Encourage	Allowed	SEC Design Guideline	Included
DG-9.3.1				Features and space to support implementation of a comprehensive waste reduction and diversion program.	
9.4 Alternative Transportation					
Reference	Required	Encourage	Allowed	SEC Design Guideline	Included
DG-9.4.1				Circulation or access features or spaces to accommodate the use of rail transit by employees and attendees of events hosted at the Arena such as a shuttle service pick-up and drop-off area or pedestrian connections to nearby stations	
DG-9.4.2				Circulation and parking facilities to accommodate local microtransit service and park-n-ride service for employees and attendees of events hosted at the Arena.	
DG-9.4.3				Facilities to support active transportation modes, such as bicycle parking, bicycle repair stations, and locker room and shower facilities for employees.	

Section 9 Sustainability and Environmental Sensitivity					
9.5 Parking Facilities					
Reference	Required	Encourage	Allowed	SEC Design Guideline	Included
DG-9.5.1				Any public parking facility includes a vehicle circulation and parking availability system or features to help reduce vehicle circulation and idling time within the parking facility.	
DG-9.5.2				Any public parking facility includes preferential parking for carpool vehicles.	
9.6 Electric Vehicle Charging					
Reference	Required	Encourage	Allowed	SEC Design Guideline	Included
DG-9.6.1				8% of required parking spaces for private automobile parking equipped with electric vehicle supply equipment (EVSE).	
DG-9.6.2				Truck loading spaces or docks within the Event Center equipped with EVSE.	
DG-9.6.3				Parking and loading spaces with EVSE clearly identified and provide adequate access.	
DG-9.6.4				EVSE meet the following requirements: <ul style="list-style-type: none"> • Provide Level II charging capacity (208 – 240 volts) or greater. • Comply with the relevant regional or local standard for electrical connectors. • Networked or internet addressable and capable of participating in a demand-response program or time-of-use pricing. 	

Section 9 Sustainability and Environmental Sensitivity					
9.7 Water and Stormwater					
Reference	Required	Encourage	Allowed	SEC Design Guideline	Included
DG-9.7.1				Outdoor water use reduced through best management practices.	
DG-9.7.2				Indoor water usage reduced through installation of efficient flush and flow fixtures or similarly effective strategies or measures.	
DG-9.7.3				Site design complies with all applicable Regional Water Quality Control Board and County of Los Angeles regulations for water quality and quantity including preparation of a LID Plan.	
DG-9.7.4				<p>Site design employs LID strategies to minimize impervious areas through site design features, which may include but are not limited to:</p> <ul style="list-style-type: none"> Bio-filtration and stormwater planters designed to capture site runoff from roof drains and/or surface flow, treat the runoff through biological reactions within the planter soil media, and discharge at a rate intended to mimic pre-developed conditions. Site specific BMPs designed and sized to properly manage the storm runoff prior to discharging from the site and into public storm drain lines. 	
9.8 Bird Collision Deterrence					
Reference	Required	Encourage	Allowed	SEC Design Guideline	Included
DG-9.8.1				Exterior façade materials should be designed to achieve a maximum threat factor of 25 in accordance with the American Bird Conservancy Bird Collision Material Threat Factor Reference Standard.	
DG-9.8.2				All externally visible transparent glass panels or façade surfaces should be designed with treatments to reduce bird collisions, such as fritting or similar patterns, etching, stained or frosted glass, or UV reflective or absorbing patterns, or similar treatments.	

Section 10 Design Considerations for Specific Uses					
10.1 Sale, Service, or Consumption of Alcoholic Beverages					
Reference	Required	Encourage	Allowed	SEC Design Guideline	Included
DG-10.1.1	<input checked="" type="checkbox"/>	<input type="checkbox"/>	<input type="checkbox"/>	Areas in which alcoholic beverages are sold, served, or consumed lighted and arranged to allow for observation of all such areas by supervisor or security personnel.	<input type="checkbox"/>
DG-10.1.2	<input checked="" type="checkbox"/>	<input type="checkbox"/>	<input type="checkbox"/>	Areas for the permitted sale, service, or consumption of alcoholic beverages defined by clearly visible physical features, boundary indications, and/or signage.	<input type="checkbox"/>
DG-10.1.3	<input checked="" type="checkbox"/>	<input type="checkbox"/>	<input type="checkbox"/>	A sign stating "We ID everyone under 30 years of age for alcohol sales" shall be displayed at or near the point of sale of any alcoholic beverages in a manner easily readable by a patron purchasing an alcoholic beverage.	<input type="checkbox"/>
DG-10.1.4	<input type="checkbox"/>	<input type="checkbox"/>	<input checked="" type="checkbox"/>	A kitchen or food menu not a requirement for the sales or service of alcoholic beverages by any establishment or operator.	<input type="checkbox"/>
DG-10.1.5	<input type="checkbox"/>	<input type="checkbox"/>	<input checked="" type="checkbox"/>	Establishments serving alcoholic beverages include a bar or lounge area separate from the main food service area of the establishment.	<input type="checkbox"/>
DG-10.1.6	<input checked="" type="checkbox"/>	<input type="checkbox"/>	<input type="checkbox"/>	Recommendations of the Los Angeles County Fire Department relative to fire safety incorporated for areas in which alcohol may be sold, served, or consumed.	<input type="checkbox"/>
DG-10.1.7	<input checked="" type="checkbox"/>	<input type="checkbox"/>	<input type="checkbox"/>	Recommendations of the Inglewood Police Department regarding security measures for the protection of visitors and employees appropriate to the design of the site incorporated for areas in which alcohol may be sold, served, or consumed.	<input type="checkbox"/>
10.2 Outdoor Restaurants or Dining Areas					
Reference	Required	Encourage	Allowed	SEC Design Guideline	Included
DG-10.2.1	<input checked="" type="checkbox"/>	<input type="checkbox"/>	<input type="checkbox"/>	Outdoor dining areas or spaces separated from parking lots, driveways and public sidewalks by location, temporary or permanent screening features, and/or landscaping.	<input type="checkbox"/>
DG-10.2.2	<input checked="" type="checkbox"/>	<input type="checkbox"/>	<input type="checkbox"/>	Exterior lighting not directed onto any adjacent residential property.	<input type="checkbox"/>
DG-10.2.3	<input checked="" type="checkbox"/>	<input type="checkbox"/>	<input type="checkbox"/>	Perimeter of any outdoor dining area where alcoholic beverages are served or consumed defined by temporary or permanent physical barriers that form defined points of access to such area.	<input type="checkbox"/>

Section 10 Design Considerations for Specific Uses					
10.3 Communications Facilities					
Reference	Required	Encourage	Allowed	SEC Design Guideline	Included
DG-10.3.1				Communications facilities, antennas, or related equipment not located in parking or loading spaces, vehicular or pedestrian circulation areas, or open space areas such that it would interfere or impair the intended function or utility of such area.	
DG-10.3.				Communications facilities and related equipment integrated into a structure, architectural feature of a building, or public art or other element, or otherwise screened from public view in a manner that is compatible with the overall design.	
DG-10.3.				Exterior finishes of communications facilities and related equipment are non-reflective and blend with the materials and colors of surrounding buildings, structures, and/or landscaping.	
DG-10.3.				Any permanently-installed communications facilities, antennas or related equipment do not exceed the height limits established in Section 2.	
10.4 Public Art					
Reference	Required	Encourage	Allowed	SEC Design Guideline	Included
DG-10.4.1				Public art provided within the Sports and Entertainment Complex to meet the requirements of IMC Article 14 of Chapter 11 in areas that are publicly viewable or publicly accessible and do not require not require a fee for admission (such as ticketed events) as follows: <ul style="list-style-type: none"> • Attached to, applied or erected on, suspended from, or integrated into any structure; • Within any Primary Landscape Area; • Within any Secondary Landscape Area; • Any other publicly viewable or publicly accessible location identified in a development agreement between the developer of the Sports and Entertainment Complex and the City. 	
DG-10.4.2				Public art located to maintain adequate vehicular and pedestrian access and circulation areas.	
DG-10.4.3				The location of public art allows for viewing from a variety of vantage points.	