

INGLEWOOD

ECONOMIC INDICATORS

Economic and Community Development Department
Christopher E. Jackson, Sr., Director

Sales Tax Trend

Q3 2017	Q3 2016
\$4.2 Million	\$3.6 Million

+16%

MAJOR CATEGORIES

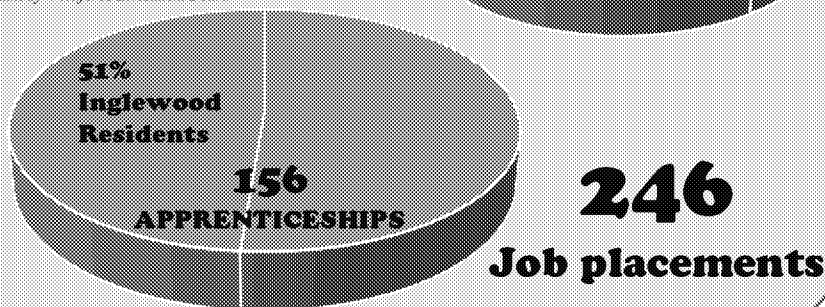
	Q3 2017	Q3 2016	%change
Autos and Transp.	\$1,130,396	\$1,142,275	+15%
Building and Construction	\$414,471	\$254,728	+63%
General Consumer Goods	\$819,814	\$798,676	+3%
Restaurants and Hotels	463,114	\$432,010	+7%

Source: HdL

Inglewood One-Stop Employment Program Results, 2017


Inglewood's One-Stop Employment Center helped 246 individuals secure construction jobs in 2017. Over half of the apprenticeships and direct hires were Inglewood residents.

Source: Southbay Workforce Investment Board



Inglewood Property Value

+6.1%



2017/2018	2016/2017
\$8.6 Billion	\$8.1 Billion

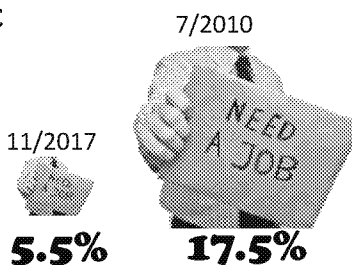
Property values in Inglewood grew last year. Increases in assessed value of land in the Hollywood Park development have driven a city-wide increase of about \$500 million in the past 12 months.

Source: HdL

Inglewood Unemployment Trend

The Bureau of Labor Statistics estimated unemployment in Inglewood at 5.5% in November 2017, trending far lower than seven years ago.

Source: Bureau of Labor Statistics, preliminary estimate for November 2017



12% Affordable Rentals

As of October 2017, of the 22,942 rental units in Inglewood, 2,846 were classified affordable for households with median incomes, and an additional 40 affordable units were under construction.

Source: Inglewood Housing Dept.

Average Advertised Rents January 2018

Compton	\$2,263
Inglewood	\$2,494
Carson	\$2,572
Hawthorne	\$2,630
Culver City	\$3,551
Hermosa Bch	\$4,589

Source: Zillow.com

600+ Jobs Advertised Top Job Advertisers

of Ads

SUPERIOR GROCERS
38

CENTINELA HOSPITAL MEDICAL CENTER
38

El Pollo Loco
20

THE UNIVERSITY CITY CENTER
20

THE UNIVERSITY CITY CENTER
18

At the start of 2018, over 600 jobs were advertised in the City of Inglewood on Indeed.com, the largest aggregator of job postings online. The employers with the largest numbers of advertised openings reflect a diversity of job opportunities in the City.

Source: Indeed.com

For information, contact:
Sharon Mann Garrett
Economic Development Division Manager
(310) 412-5214
sgarrett@cityofinglewood.org