

MATCH LINE STA 118+00 SEE DWG CL-B1-105

MATCH LINE STA 130+00 SEE DWG CL-B1-107

CONSTRUCTION NOTES

1. ALL WORK SHALL CONFORM TO LOS ANGELES COUNTY STANDARDS WHICH INCLUDE THE STANDARD PLANS FOR PUBLIC WORKS CONSTRUCTION, 2012 EDITION, AND THE STANDARD SPECIFICATIONS FOR PUBLIC WORKS CONSTRUCTION (GREEN BOOK), 2012 EDITION, UNLESS OTHERWISE NOTED ON THE PLAN OR SPECIAL PROVISION.
2. NEW STREET LIGHT LUMINAIRES SHALL BE LED TYPE AND SHALL BE EQUIPPED WITH PHOTO CELL RECEPTACLE PER ELECTROLUX SCHEDULE.
3. NEW STREET LIGHT POLE SHALL BE LOCATED 30" FROM THE CURB FACE, UNLESS OTHERWISE NOTED.
4. ALL STREET LIGHTING POLES AND FIXTURES TO BE REMOVED SHALL BE RETURNED TO THE APPROPRIATE AGENCY.
5. ALL NEW PULL BOXES SHALL BE PCC NO. 3 UNLESS SHOWN OTHERWISE.
6. ALL PULL BOXES SHALL CONTAIN A 12" DEEP LAYER OF SMALL ROCK EXTENDING 6" OUTSIDE OF THE PULL BOX EDGE AT THE BOTTOM FOR DRAINAGE.
7. ON NEWLY INSTALLED CONDUIT RUNS, CONTRACTOR SHALL PROVIDE BOXES SO CONDUIT DOES NOT EXCEED THE EQUIVALENT OF FOR 90 DEGREE BENDS OR 200 FEET BETWEEN PULL POINTS.
8. ALL UNDERGROUND CONDUIT SHALL BE MADE OF PVC SCHEDULE 80, SHALL BE INSTALLED A MINIMUM OF 30" BELOW GRADE AND SHALL BE PLACED DIRECTLY BEHIND THE BACK OF CURB.
9. ALL NEW PVC CONDUIT SHALL HAVE A #8 GROUND WIRE.
10. PROVIDE DOUBLE POLE 5 AMP FUSES FOR EACH LIGHT. FUSES TO BE INSTALLED INSIDE THE PULL BOX ADJACENT TO THE POLE.
11. MULTIPLE CIRCUIT WIRE SHALL BE NO. 6 AWG STRANDED COPPER CONDUCTOR, TYPE THHN INSULATION, UL APPROVED FOR 90V OPERATION UNLESS OTHERWISE SPECIFIED HEREON.
12. ELECTROLUX SHALL BE WIRED WITH 2#10 WIRES FROM THE ADJACENT PULL BOX TO THE LUMINAIRE.
13. COORDINATE ALL ELECTRICAL CONNECTIONS WITH SOUTHERN CALIFORNIA Edison (S.C.E.) CONTACT S.C.E. SERVICE PLANNER, DAVID KANOWSKY AT (310) 793-9333, PRIOR TO START OF WORK.
14. WARNING: SAFETY CLEARANCE SHALL BE OBTAINED DAILY FROM THE AFFECTED UTILITY COMPANY BEFORE DOING ANY WORK WITHIN CLOSE PROXIMITY TO ANY OVERHEAD OR UNDERGROUND LINE.
15. THE CONTRACTOR SHALL MAINTAIN EXISTING STREET LIGHTING SYSTEM IN OPERATION BETWEEN THE HOURS OF DUSK AND DAWN.

APPROVED

APPROVED AS NOTED
(no resubmittal required)

REJECTED, REVISE & RESUBMIT

FOR RECORD ONLY

Director, Construction MGR/Engineer: *[Signature]* Date: 8/8/17

REGISTERED PROFESSIONAL ENGINEER CERTIFIES REVISION 1 ONLY

CONSTRUCTION NOTES

1. EXISTING STREET LIGHT POLE. FOUNDATION AND PULL BOX COMPLETE. CONDUIT.
2. EXISTING STREET LIGHT POLE FOUNDATION AND PULL BOX COMPLETE. CONDUIT.
3. EXISTING WIRES. INSTALL NEW 2#6 WIRES, 1-#8 GROUND WIRE AND CONNECT TO EXISTING CIRCUIT.
4. PROTECT IN PLACE.
5. INSTALL STREET LIGHT POLE WITH FOUNDATION FLUSH WITH THE BACK OF SIDEWALK/PROPERTY LINE.
6. EXISTING STREET LIGHT LUMINAIRES. INSTALL NEW LED LAMPS PER ELECTROLUX SCHEDULE HEREON.

LEGEND

- ○ ○ ○ ○ EXISTING STREET LIGHT WITH SINGLE LUMINAIRE ARM ON CONCRETE POLE TO REMAIN. TYPE OF POLE, SIZE OF LAMP AND POLE NUMBER AS INDICATED.
- ○ ○ ○ ○ EXISTING STREET LIGHT WITH DUAL LUMINAIRE ARM ON CONCRETE POLE TO REMAIN. TYPE OF POLE, SIZE OF LAMP AND POLE NUMBER AS INDICATED.
- ○ ○ ○ ○ EXISTING STREET LIGHT WITH DUAL LUMINAIRE ARM ON CONCRETE POLE TO REMAIN. TYPE OF POLE, SIZE OF LAMP AND POLE NUMBER AS INDICATED.
- EXISTING #5 STREET LIGHTING PULL BOX UNLESS OTHERWISE INDICATED.
- EXISTING #5 STREET LIGHTING PULL BOX UNLESS OTHERWISE INDICATED.
- EXISTING STREET LIGHT FOUNDATION ONLY (MISSING/KNOCKED DOWN POLE).
- EXISTING CONDUIT.
- ○ ○ ○ ○ PROPOSED STREET LIGHT. ROUND CONCRETE POLE WITH 8' LUMINAIRE ARM. SEE ELECTROLUX SCHEDULE HEREON FOR MANUFACTURER AND CATALOG NUMBER INFORMATION.
- ○ ○ ○ ○ RETROFITTED STREET LIGHT WITH LED LUMINAIRE. SEE ELECTROLUX SCHEDULE HEREON FOR MANUFACTURER AND CATALOG NUMBER INFORMATION.
- ○ ○ ○ ○ PROPOSED CITY HIGHWAY SAFETY LIGHT (HSL) - LIGHTS ON SIGNAL STANDARDS. SEE TRAFFIC SIGNAL PLAN FOR LOCATION AND INSTALLATION.
- PROPOSED #5 STREET LIGHTING PULL BOX UNLESS OTHERWISE INDICATED.
- PROPOSED 2" PVC SCHEDULE 80 CONDUIT WITH 2#6 WIRES AND 1#8 GROUND WIRE UNLESS OTHERWISE INDICATED.

ABBREVIATIONS: CONSTRUCTION NOTES

- ABANDON, IF APPLIED TO CONDUIT, REMOVE CONDUCTORS.
- INSTALL PULL BOX IN EXISTING CONDUIT RUN.
- EQUIPMENT OR MATERIAL TO BE REMOVED AND BECOME THE PROPERTY OF THE CONTRACTOR.
- REMOVE AND SALVAGE EQUIPMENT.
- SPLICE NEW TO EXISTING CONDUCTORS.
- INSTALL CONDUIT INTO EXISTING PULLBOX

**CITY OF INGLEWOOD, CALIFORNIA
PUBLIC WORKS DEPARTMENT**

SUBMITTED BY/ APPROVED BY: *[Signature]* 7/25/17

PLAN SCALE: _____

PROFILE SCALE: _____
VERTICAL: _____
HORIZONTAL: _____

CADD PROJECT FILE NAME: C:\Inglor\City of Inglewood\Projects\2017\CL-B1-106.dwg, 8/8/17 10:20am, P:\Inglor\...

REV	DATE	BY	APP	REG NO	EXPIRES	SEAL HOLDER	DESCRIPTION
0	12/18/15	G.S.C.	G.S.C.	C-79006	3/31/18	GIUSEPPE S. CANZONIERI	AFC SUBMITTAL
1	4/17/17	G.F.	N.B.	C-85608	9/30/17		NDC-130

DESIGNED BY: G. CANZONIERI
 DRAWN BY: A. SANCHEZ
 CHECKED BY: D. YEH
 IN CHARGE: G. CANZONIERI
 DATE: 12/18/15

A SIGNED & SEALED ORIGINAL OF REV 0 OF THIS DRAWING IS MAINTAINED BY WSCC

LOS ANGELES COUNTY METROPOLITAN TRANSPORTATION AUTHORITY

Metro

WALSH-SHEA CORRIDOR CONSTRUCTORS

9323 Bellanca Ave.
Los Angeles, California 90046

STEVE WHITAKER
ARCHITECT

GIUSEPPE S. CANZONIERI
REGISTERED PROFESSIONAL ENGINEER

**CRENSHAW/LAX
TRANSIT CORRIDOR PROJECT
SEGMENT B1 - STREET LIGHTING
MODIFICATION PLAN
STA 118+00 TO 130+00**

CONTRACT NO: C0988
DRAWING NO: CL-B1-106
SCALE: 1"=40'
SHEET NO: 1

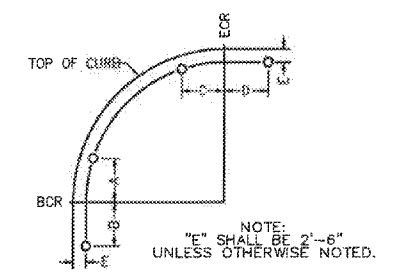
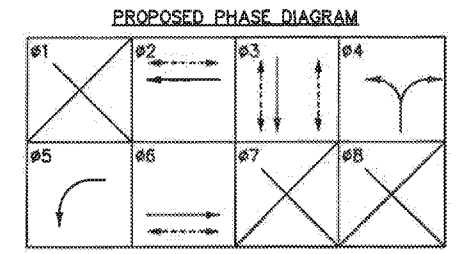


- APPROVED
- APPROVED AS NOTED (no resubmittal required)
- REJECTED, REVISE & RESUBMIT
- FOR RECORD ONLY

Director, Construction MGR/Engineer
 Date: 8/17/17
 Signature: [Handwritten Signature]

FLORENCE AVE

LOCUST ST



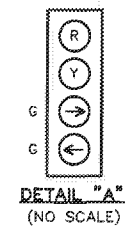
ADDITIONAL NOTE:
 1. SEE SHEET TS-B1-20A FOR CONDUCTOR SCHEDULE.

CONSTRUCTION NOTES (THIS SHEET):

- 1 FURNISH AND INSTALL MODEL 2070 CONTROLLER ASSEMBLY IN NEW 332 CABINET WITH BATTERY BACK UP SYSTEM AND AUXILIARY EQUIPMENT TO PROVIDE THE OPERATION SHOWN. FOUNDATION INSTALLATION PER CALTRANS STANDARD PLAN ES-3C.
- 2 FURNISH AND INSTALL 120/240V TYPE III-CF ENCLOSURE PER CALTRANS STANDARD PLAN ES-2F. PROVIDE THE FOLLOWING BREAKERS:
 1-240V-2P-100 AMP (FOR MAIN BREAKER)
 1-120V-1P-50 AMP (FOR SIGNAL)
 1-240V-2P-30 AMP (FOR SAFETY LIGHTING)
- 3 INSTALL NEW TYPE E LOOP(S) PER CALTRANS STANDARD PLAN ES-5B.
- 11 TERMINATE 12-STRAND SMFO CABLE USING EXISTING/NEW FIBER PATCH PANEL. COIL 30' 12-STRAND SMFO CABLE IN CABINET.
- 12 FURNISH AND INSTALL NEW NO. 6E PULL BOX WITH EXTENSION. PULL BOX COVER TO BE INSCRIBED "TRAFFIC".
- 13 FURNISH AND INSTALL SPLICE ENCLOSURE.
- 14 MID-SPAN FUSION SPLICE 2-STRAND OF THE 12-STRAND SMFO CABLE TO THE APPROPRIATE STRANDS OF 48-STRAND SMFO CABLE.
- 15 FURNISH AND INSTALL ETHERNET SWITCH AND FIBER PATCH PANEL IN PROPOSED CONTROLLER CABINET.
- 18 INSTALL NEW TYPE D LOOP(S) PER CALTRANS STANDARD PLAN ES-5B.

POLE SCHEDULE															
POLE DATA			SIGNAL		LUMINAIRE		VEHICLE SIGNAL MOUNTING			PED PUSH BUTTON		POLE LOCATION		REFLECTORIZED STREET NAME SIGN	
NO.	TYPE	HEIGHT	M.A. LENGTH	M.A. LENGTH	LED	M.A.	VER.	PED.	PHASE	ARROW	A	B	C		D
A	18-4-100	30'	30'	12'	98*	2-MAS	SV-1-T	-	3	-	-	-	-	12'	Locust
B	1A	10'	-	-	-	-	TV-1-T	SP-2-T	2	-	-	12'	-	-	-
C	17-3-100	30'	19'	12'	98*	MAS	SV-1-T	SP-1-T	2	-	-	-	-	SEE PLAN	Florence
D	15TS	30'	-	12'	98*	-	SV-2-TA	SP-1-T	3	-	17'	-	-	-	-
E	18-4-100	30'	30'	12'	98*	2-MAS	SV-1-T	SP-1-T	3	-	-	-	-	1'	Locust
F	15TS	30'	-	12'	98*	-	SV-2-TA	SP-1-T	6	-	0'	-	-	-	-
G	18-4-100	30'	30'	12'	98*	MAS	SV-1-T	SP-1-T	6	-	-	-	37'	-	Florence
H	15TS	30'	-	12'	98*	-	SV-2-TA	SP-1-T	3	-	11'	-	-	-	-

ALL NEW SIGNAL POLES AND MAST ARMS SHALL CONFORM TO CALTRANS STANDARDS PLANS (2010 EDITION).
 ALL EQUIPMENT SHOWN IS NEW.
 RSVS - REFLECTORIZED DOUBLE SIDED STREET NAME SIGN.
 * LEOTEK EC4-14M-MV-NW-3-GY-530-PCR7



THE PREPARATION OF THIS DRAWING HAS BEEN FINANCED IN PART THROUGH A GRANT FROM THE U.S. DEPARTMENT OF TRANSPORTATION, FEDERAL TRANSIT ADMINISTRATION (FTA), UNDER THE FEDERAL TRANSIT ACT OF 1994 AS AMENDED, AND IN PART BY THE TAXES OF THE CITIZENS OF LOS ANGELES COUNTY AND OF THE STATE OF CALIFORNIA.

REV	DATE	BY	APP	REG NO	EXPIRES	SEAL HOLDER	DESCRIPTION
0	04/17/17	G.F.	N.B.	C-65808	09/30/17	[Signature]	NOC-130
0	12/18/15	D.P.	N.B.	C-65808	09/30/17	NOAH BUSCH	AFC SUBMITTAL

A SIGNED & SEALED ORIGINAL OF REV 0 OF THIS DRAWING IS MAINTAINED BY WSCC

LOS ANGELES COUNTY METROPOLITAN TRANSPORTATION AUTHORITY
Metro
 WALSH-SHEA CORRIDOR CONSTRUCTORS
 9323 Ballanca Ave.
 Los Angeles, California 90046

HNTB
 STEVE WHITAKER
 APPROVED

V&A INC.
 250 S. HERBERT ST. SUITE 121
 LOS ANGELES, CA 90013
 213.972.9700

NOAH BUSCH
 SUBMITTED

CITY OF INGLEWOOD, CALIFORNIA
 PUBLIC WORKS DEPARTMENT

SUBMITTED BY/ APPROVED BY: [Signature]
 7/25/17

PLAN SCALE: [Blank]

PROFILE SCALE: VERTICAL 1"=8' HORIZONTAL

CRENSHAW/LAX
 TRANSIT CORRIDOR PROJECT
 TRAFFIC SIGNAL INSTALLATION
 FLORENCE AVENUE &
 LOCUST STREET (1 OF 2)

CONTRACT NO: C0988
 DRAWING NO: TS-B1-19
 SCALE: 1"=20'
 SHEET NO: [Blank]

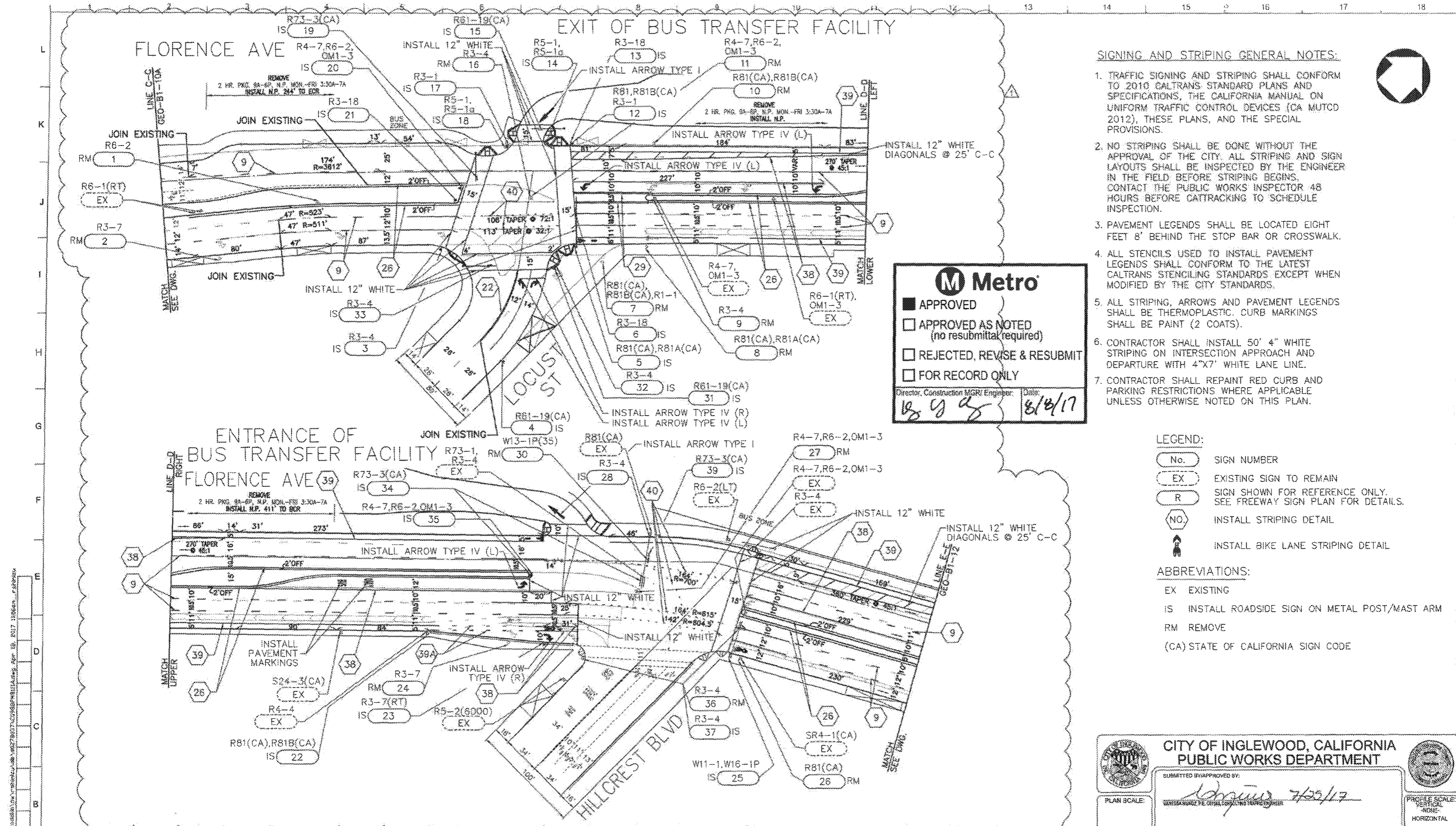
EXIT OF BUS TRANSFER FACILITY

FLORENCE AVE

ENTRANCE OF BUS TRANSFER FACILITY

FLORENCE AVE

HILLCREST BLVD



SIGNING AND STRIPING GENERAL NOTES:

1. TRAFFIC SIGNING AND STRIPING SHALL CONFORM TO 2010 CALTRANS STANDARD PLANS AND SPECIFICATIONS, THE CALIFORNIA MANUAL ON UNIFORM TRAFFIC CONTROL DEVICES (CA MUTCD 2012), THESE PLANS, AND THE SPECIAL PROVISIONS.
2. NO STRIPING SHALL BE DONE WITHOUT THE APPROVAL OF THE CITY. ALL STRIPING AND SIGN LAYOUTS SHALL BE INSPECTED BY THE ENGINEER IN THE FIELD BEFORE STRIPING BEGINS. CONTACT THE PUBLIC WORKS INSPECTOR 48 HOURS BEFORE CATTRACKING TO SCHEDULE INSPECTION.
3. PAVEMENT LEGENDS SHALL BE LOCATED EIGHT FEET 8" BEHIND THE STOP BAR OR CROSSWALK.
4. ALL STENCILS USED TO INSTALL PAVEMENT LEGENDS SHALL CONFORM TO THE LATEST CALTRANS STENCILING STANDARDS EXCEPT WHEN MODIFIED BY THE CITY STANDARDS.
5. ALL STRIPING, ARROWS AND PAVEMENT LEGENDS SHALL BE THERMOPLASTIC. CURB MARKINGS SHALL BE PAINT (2 COATS).
6. CONTRACTOR SHALL INSTALL 50' 4" WHITE STRIPING ON INTERSECTION APPROACH AND DEPARTURE WITH 4"x7' WHITE LANE LINE.
7. CONTRACTOR SHALL REPAINT RED CURB AND PARKING RESTRICTIONS WHERE APPLICABLE UNLESS OTHERWISE NOTED ON THIS PLAN.

M Metro

APPROVED

APPROVED AS NOTED (no resubmittal required)

REJECTED, REVISE & RESUBMIT

FOR RECORD ONLY

Director, Construction MGR/ Engineer: *[Signature]* Date: 8/18/17

LEGEND:

- No. SIGN NUMBER
- EX EXISTING SIGN TO REMAIN
- R SIGN SHOWN FOR REFERENCE ONLY. SEE FREEWAY SIGN PLAN FOR DETAILS.
- NO. INSTALL STRIPING DETAIL
- [Arrow symbol] INSTALL BIKE LANE STRIPING DETAIL

ABBREVIATIONS:

- EX EXISTING
- IS INSTALL ROADSIDE SIGN ON METAL POST/MAST ARM
- RM REMOVE
- (CA) STATE OF CALIFORNIA SIGN CODE

CITY OF INGLEWOOD, CALIFORNIA
PUBLIC WORKS DEPARTMENT

SUBMITTED BY/ APPROVED BY: *[Signature]* 7/29/17

PLAN SCALE: _____

PROFILE SCALE: VERTICAL _____ HORIZONTAL _____

THE PREPARATION OF THIS DRAWING HAS BEEN FINANCED IN PART THROUGH A GRANT FROM THE U.S. DEPARTMENT OF TRANSPORTATION, FEDERAL TRANSIT ADMINISTRATION (FTA), UNDER THE FEDERAL TRANSIT ACT OF 1994, AS AMENDED, AND IN PART BY THE TAXPayers OF THE CITIZENS OF LOS ANGELES COUNTY AND OF THE STATE OF CALIFORNIA.

REV	DATE	BY	APP	REG NO	EXPIRES	SEAL HOLDER	DESCRIPTION
9	12/18/15	D.P.	N.B.	C-85608	9/30/17	NOAH BUSCH	AFC SUBMITTAL
8	04/17/17	b.f.	N.B.	C-85608	9/30/17	NOAH BUSCH	NDC-130

A SIGNED & SEALED ORIGINAL OF REV 0 OF THIS DRAWING IS MAINTAINED BY WSCC

DESIGNED BY: V.Y. HUANG
DRAWN BY: K.M. HONG
CHECKED BY: M.A. GAYTAN
IN CHARGE: N.L. BUSCH
DATE: 12/18/15

LOS ANGELES COUNTY METROPOLITAN TRANSPORTATION AUTHORITY
Metro
WALSH-SHEA CORRIDOR CONSTRUCTORS
9323 Bellanca Ave.
Los Angeles, California 90045

HNTB
STEVE WHITAKER

V&A INC.
530 S. NEWBURY ST. SUITE 121
LOS ANGELES, CA 90013
213.472.2700

CONTRACT NO: C0988

DRAWING NO: GEO-B1-11 REV 1

SCALE: 1"=40'

SHEET NO: _____

CRENSHAW/LAX
TRANSIT CORRIDOR PROJECT
SIGNING & STRIPING MODIFICATION
FLORENCE AVENUE &
LOCUST STREET / HILLCREST BOULEVARD