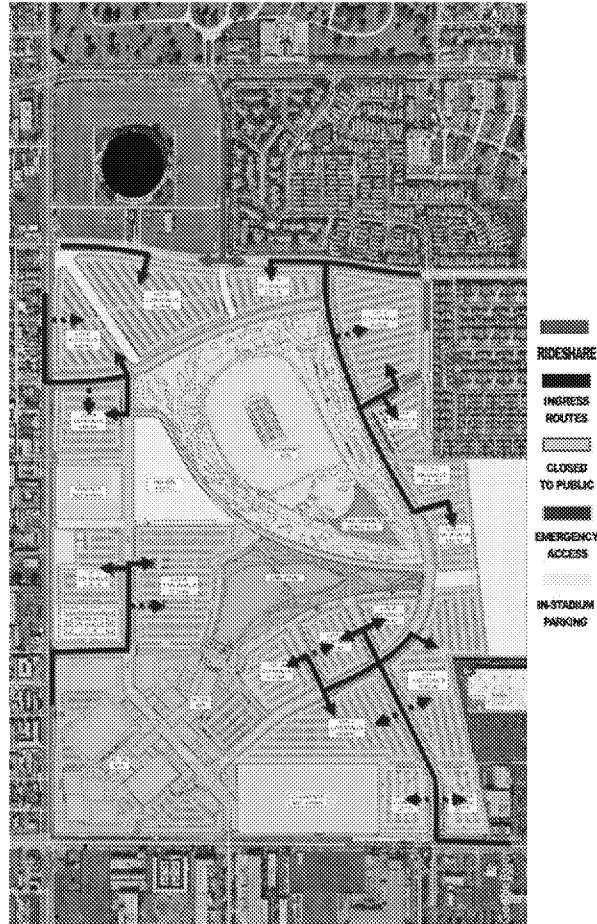
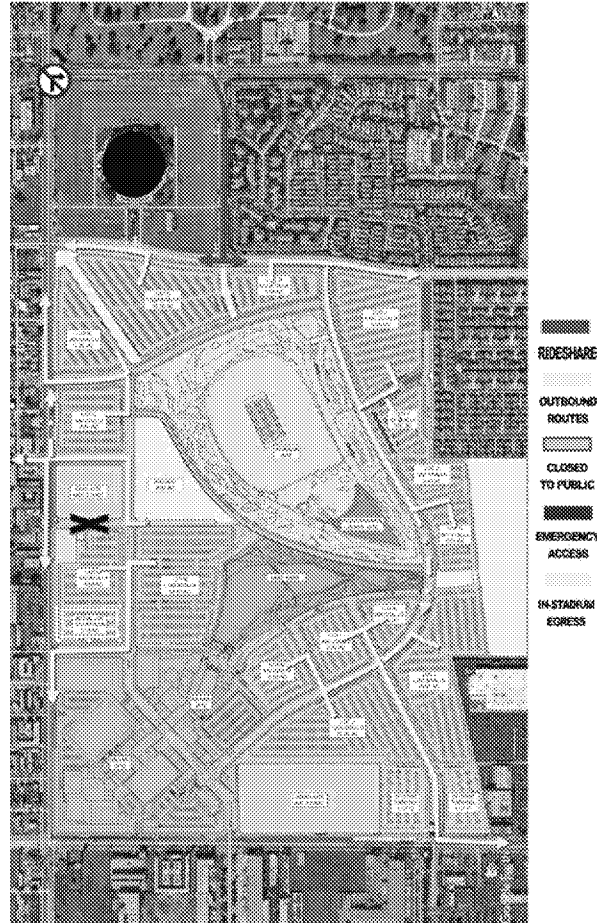


RIDESHARE - INGRESS




- Royal Blue lines show the ingress patterns into the parking lots from the streets

RIDESHARE - EGRESS



- Light Blue lines show the egress patterns from the parking lots into the streets
- No thru traffic on Pincay between Crenshaw and Prairie
- No right turn on Manchester from NB Prairie

RIDESHARE




- DRIVING LANE
- STAGING
- PED STAGING
- VEHICLES
- PED DELINEATOR



→ FAN → RIDESHARE → NEIGHBORHOOD → PD/FD/EMS

- Drop-off/Pick-up on Kareem Ct SB traffic only
- 1-lane loading zone/1-lane thru&exit traffic on each side
- Passenger loading/unloading on middle lane ONLY (no sidewalk)
- East side exits left to NB Crenshaw / West side exits right to NB Prairie

RIDESHARE



THRU/EXIT



LOADING



PED STAGING



LOADING



THRU/EXIT