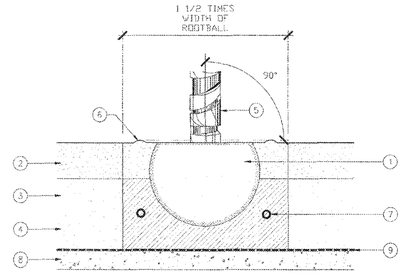

SECTION

LEGEND

1. ROOTBALL
2. PLANTER BACKFILL MIX S-1: 75% SAND 10% NITROHUMUS 15% FIR BARK
3. PLANTER BACKFILL MIX S-2: 90% SAND 10% AXIS
4. PLANTER BACKFILL MIX S-3: 100% MEDIUM COURSE SAND
5. PALM TREE TRUNK
6. WATERING BASIN
7. FERTILIZER TABLET
8. STRUCTURAL DECK
9. WATERPROOFING, SEE ARCH PLAN

9 PALM TREE OVER STRUCTURE

SCALE: NTS

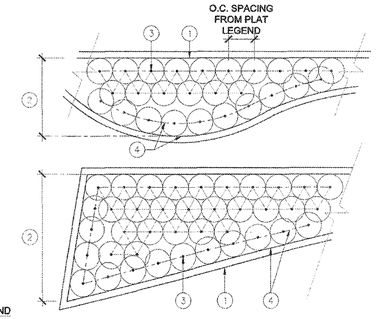

LEGEND

1. PAVING EDGE OR HEADER.
2. PLANTING AREA.
3. PLANT.
4. OUTER ROW OF PLANTS FOLLOWS EDGE OF PAVING OR HEADER.

6 PLANT LAYOUT @ IRREGULAR AREAS

SCALE: NTS

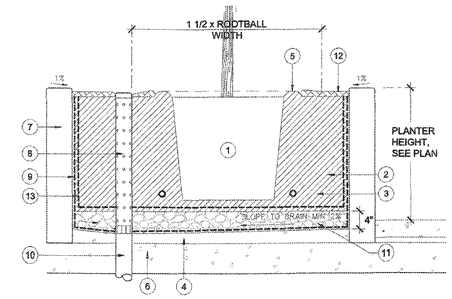

LEGEND

1. ROOTBALL
2. PLANTING SOIL. SEE SPECIFICATIONS
3. PLANT FERTILIZER TABLETS. SEE SPECIFICATIONS.
4. TOPPING SLAB, SEE ARCH DWGS
5. WATERING BASIN
6. STRUCTURAL SLAB, SEE STRUCTURE DWGS.
7. PLANTER WALL, SEE ARCH DWGS.
8. PLANTER DRAIN ASSEMBLY : 4" DIA. PERFORATED P.V.C. RIGID DRAINAGE PIPE WRAPPED IN DRAINAGE SOCK WITH REMOVABLE THREADED P.V.C. CAP WITH (3) 1/4" HOLES DRILLED THROUGH, SEE SPECIFICATION
9. WATER PROOFING, SEE ARCH DWGS
10. PLANTER DRAINAGE, SEE PLUMBING DWGS.
11. 3/8" CRUSHED ROCK, SEE SPECIFICATION
12. 3" THICK LAYER OF MULCH, SEE SPECS
13. FILTER FABRIC

3 TREE OVER STRUCTURE

SCALE: NTS

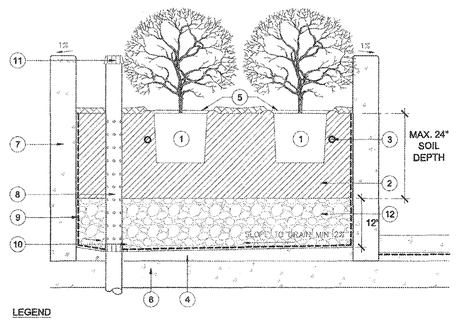

LEGEND

1. ROOTBALL
2. PLANTING SOIL. SEE SPECIFICATIONS
3. PLANT FERTILIZER TABLETS. SEE SPECIFICATIONS.
4. TOPPING SLAB, SEE ARCH PLAN
5. WATERING BASIN SEE 1 / LP4.01
6. STRUCTURAL SLAB, SEE STRUCTURE PLAN
7. CMU PLANTER WALL, SEE CIVIL DWG
8. PLANTER DRAIN ASSEMBLY : 4" DIA. PERFORATED P.V.C. RIGID DRAINAGE PIPE WRAPPED IN DRAINAGE SOCK WITH REMOVABLE THREADED P.V.C. CAP WITH (3) 1/4" HOLES DRILLED THROUGH, SEE SPECIFICATION
9. WATER PROOFING, SEE ARCH PLAN.
10. PLANTER DRAINAGE, SEE PLUMBING PLAN.
11. OVERFLOW DRAINAGE, SEE CIVIL PLAN
12. 3/8" CRUSHED ROCK, SEE SPECIFICATION.

8 SHRUB PLANTING IN SUSMP PLANTER

SCALE: NTS

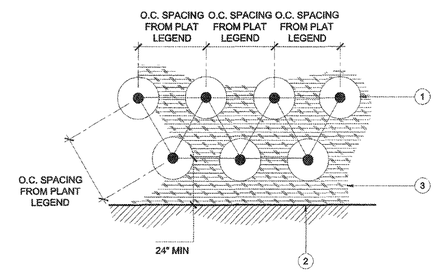

LEGEND

1. SHRUB/GROUNDCOVER - TRIANGULATED ROWS.
2. HARDSCAPE ELEMENT: CURB, WALK, WALL, ETC.
3. MULCH PER SPECIFICATIONS.
4. SPACING DIAGRAM REFERS TO ALL SHRUBS AND GROUND COVER PLANTING UNLESS NOTED OTHERWISE

5 GROUND COVER SPACING

SCALE: NTS

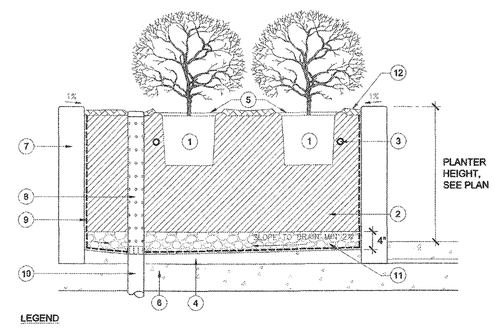

LEGEND

1. ROOTBALL
2. PLANTING SOIL. SEE SPECIFICATIONS
3. PLANT FERTILIZER TABLETS. SEE SPECIFICATIONS.
4. TOPPING SLAB, SEE ARCH DWGS
5. WATERING BASIN
6. STRUCTURAL SLAB, SEE STRUCTURE DWGS
7. PLANTER WALL, SEE ARCH DWGS
8. PLANTER DRAIN ASSEMBLY : 4" DIA. PERFORATED P.V.C. RIGID DRAINAGE PIPE WRAPPED IN DRAINAGE SOCK WITH REMOVABLE THREADED P.V.C. CAP WITH (3) 1/4" HOLES DRILLED THROUGH, SEE SPECIFICATION
9. WATER PROOFING, SEE ARCH PLAN.
10. PLANTER DRAINAGE, SEE PLUMBING PLAN.
11. 3/8" CRUSHED ROCK, SEE SPECIFICATION
12. 3" THICK LAYER OF MULCH

2 SHRUB PLANTING OVER STRUCTURE

SCALE: NTS

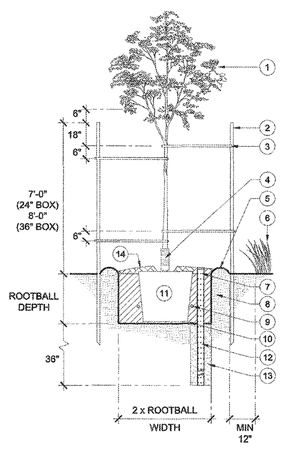

LEGEND

1. TREE-ADJACENT PATH TO HAVE 7' CLEAR TRUNK.
2. LODGEPOLE PINE STAKE. 36" BOX TREES: 3" X 12'. 24" BOX TREES: 2" X 10'. DO NOT DRIVE STAKE THROUGH ROOTBALL. CUT OFF TOP SECTION DAMAGED BY HAMMERING. TOP OF STAKE IS 6" CLEAR OF LOWEST TREE BRANCHES.
3. FLEXIBLE VINYL TREE TIE, 4/TREE.
4. TREE TRUNK PROTECTOR. INSTALL ON TREES PLANTED IN TURF.
5. 4" HT. WATERING BASIN. REMOVE AT END OF MAINT. PERIOD.
6. ADJACENT PLANTING.
7. FINISH GRADE.
8. SITE SOIL.
9. PLANT FERTILIZER TABLET. SEE SPECIFICATIONS.
10. AMENDED BACKFILL. SEE SPECIFICATIONS.
11. ROOTBALL. PLANT SO TOP OF ROOTBALL IS 2" ABOVE FINISH GRADE.
12. DRAINAGE SUMP: 4" DIA. X 36" MIN. DEEP FROM BOTTOM OF ROOT BALL TO BOTTOM OF SUMP. FILL W/ COARSE SAND. SEE SPECS.
13. 12" DIA. X 3' DEEP SAND FILLED SUMP
14. 3" THICK LAYER OF MULCH, SEE SPECS.

7 TREE PLANTING W/ DOUBLE STAKING

SCALE: NTS

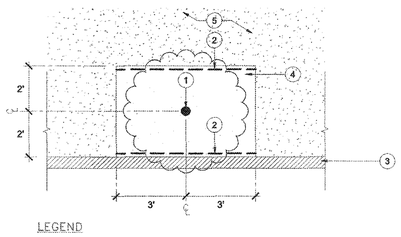

LEGEND

1. TREE TRUNK.
2. 12 LF BOTH SIDE OF 18"-DEEP ROOT CONTROL BARRIER: DEEPROOT UB-18 OR EQUIVALENT. CENTER BARRIER ON TRUNK OF TREE. INSTALL PER MANUFACTURER'S SPECIFICATIONS.
3. HARDSCAPE ELEMENT: CURB, SIDEWALK, WALL, ETC.
4. 4' x 6' PLANTING AREA WITH COMPACTED D.G. FINISH SURFACE
5. ADJACENT ENHANCED CONCRETE SIDEWALK - SEE PLANS

4 GROUND COVER SPACING

SCALE: NTS

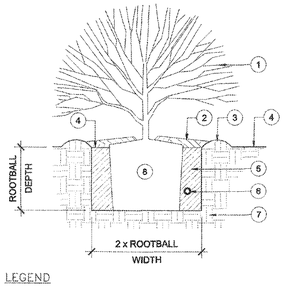

LEGEND

1. SHRUB.
2. MULCH. SEE SPECIFICATIONS.
3. 3" HT WATERING BASIN.
4. FINISH GRADE.
5. AMENDED BACKFILL. SEE SPECIFICATIONS.
6. FERTILIZER TABLET. SEE SPECIFICATIONS.
7. SITE SOIL.
8. ROOTBALL. SET TOP OF ROOTBALL 2" ABOVE FINISH.

1 SHRUB PLANTING

SCALE: NTS

TCA ARCHITECTS
LOS ANGELES | IRVINE | OAKLAND

This document is the property of TCA Architects, Inc. ©2015 Any use of this document without TCA authorization is strictly forbidden.

WILSON MEANY

HONGJOO KIM LANDSCAPE ARCHITECTS
140 N. Olympic Blvd., #10 S.A. Los Angeles, CA 90036
213.281.3474 | HKLA@SBCGLOBAL.NET

LICENSED LANDSCAPE ARCHITECT HONGJOO KIM No. 3747 Expires 12/31/17 STATE OF CALIFORNIA

DATE	REVISION

HOLLYWOOD PARK RESIDENTIAL - MU-2C
INGLEWOOD, CALIFORNIA
HOLLYWOOD PARK RETAIL AND COMMERCIAL INVESTORS, LLC

DRAWING CONTENTS
LANDSCAPE PLANTING DETAILS

NOT FOR CONSTRUCTION

THIS SET OF CONSTRUCTION DOCUMENTS HAS BEEN PREPARED FOR THE CONSTRUCTION OF AN APARTMENT PROJECT.

LP3.11

2017-083
JOB NUMBER

SCALE
PLOT PLAN RESUBMITTAL
ISSUE/SUB-NO

06-21-2018
ISSUE DATE